



Sonesse® 40

Quiet drive motorisation for medium sized interior blinds



Main characteristics

- Quiet drive operation
- Available in two 230Vac formats:
 - Sonesse 40 WT hard wired with progressive limit adjustment
 - Sonesse 40 RTS with electronic limit adjustment
- The RTS version is directly compatible with the Modulis tilt function
- Regulated speed for precise operation and alignment of blinds
- Slim line round motor head - discreet solution within the blind
- Specific tube adapters available for improved acoustic quality
- Class II rated - no earth wire required

Applications



Roller Blinds



Projection Screens

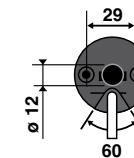
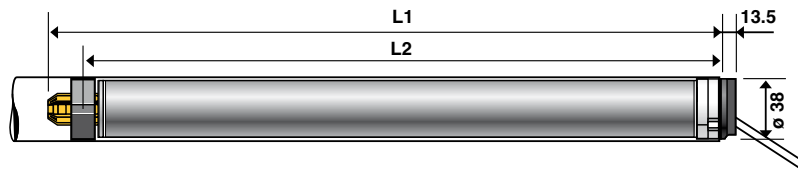


Venetian Blinds



Roman Blinds

Control Technology

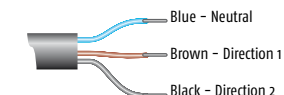


Technical data

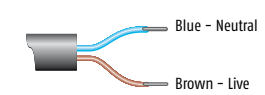
	Sonesse 40 WT - 3/30	Sonesse 40 WT - 6/20	Sonesse 40 WT - 9/12	Sonesse 40 RTS - 3/30	Sonesse 40 RTS - 6/20	Sonesse 40 RTS - 9/12
Supply Voltage	230Vac	230Vac	230Vac	230Vac	230Vac	230Vac
Current	440mA	550mA	550mA	440mA	550mA	550mA
Torque	3NM	6NM	9NM	3NM	6NM	9NM
Speed	30 rpm	20 rpm	12 rpm	30 rpm	20 rpm	12 rpm
Length L1 (mm)	462	494	494	504	535	535
Length L2 (mm)	441	473	473	480	511	511

Supply cable

Hard wired
230 V / 50 Hz
3 core - 2.5M length



RTS
230 V / 50 Hz
2 core - 2.5M length



The Sonesse 40 motor range is Class II rated - No earth wire required.

