

Roller Blind Characteristics



Characteristics

- Umbra always aim to supply shading products that meet your expectations
- Whilst not everything in this document will apply to every product, please be aware that some of the characteristics mentioned in this document can occur on roller blinds
- Please read this document carefully and note which characteristics may be applicable, and which can be reduced following guidance from Umbra

Chain Noise & Cassettes/Fascias



Chain blinds in a cassette/fascia can be louder than blinds without a cassette/fascia as the chain can rub against the aluminium cassette/fascia. We use a plastic chain guide to reduce friction and noise.

Motor noise

Code	E EDGE SI 288DC
MECHANICAL FEATURES	
Motor Diameter Ø	35 mm
Lenght «L» (mm)	530
Protection Class	IP30
TECHNICAL FEATURES	
Torque (Nm)	2
Nominal speed (rpm)	28
Working temperature	0 - 60 °C / 32 - 140 °F
Noise [dB(A)]*	35

Most motor manufacturers will give the decibel level of their motor which can give you an idea of how loud the motor is. The motor dB rating given by the manufacturer is the noise level of the motor itself when it runs.

It provides a handy comparison between motors, but is not really indicative of the actual sound we will experience of an installed blind operating

The actual (or perceived) experience of sound from electric blinds is very subjective. Some of the main factors that affect perceived sound are:

- If it has a cassette, this can amplify the sound
- Environment e.g. sound-absorbing (such as carpet), or sound-reflecting (such as hard flooring)
- The surface it's fitted to
- The blind itself e.g. are all moving parts silent?
- Ambient sound level or background noise
- How many blinds are installed in the same room

Fabric cupping




Cupping is where the edges of the blind fabric curl inwards. Some fabrics are more prone to cupping than others.

Some factors that can affect whether a fabric cups or not are:

- Fabric composition e.g. some materials are more stable than others
- The quality/method of fabric manufacturing process
- Railroaded fabrics are more prone to cupping

Railroading & Joins




Join on blackout

If your blind is wider than the fabric you have chosen, the fabric will be railroaded.

If the drop of the blind is also greater than the fabric width, there will be a 10mm horizontal join as close to the top of the blind as possible.

Joins are more visible on screen, dimout and voile fabrics than they are on blackout fabrics.



Join on screen

Crank speed



Our standard crank gear is on a 3:1 ratio. So for every 3 turns of the handle, the roller rotates once.

To give you an example: a 2mx2m roller blind with a 52mm diameter tube would take about 36 turns of the crank handle to fully open or close the blind.

Deflection

Deflection is when the blind tube begins to 'bow' in the centre which can cause the fabric to sag, or 'smile'.

This can be reduced by using a tube with a larger diameter.

We calculate possible deflection when processing orders and will always make you aware if it is above our recommended amount.

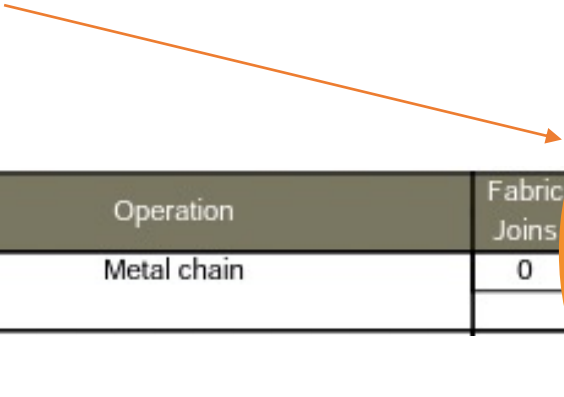


Tube size

- In addition to deflection, tube size can affect:
 - Roll up speed
 - Appearance

We determine your tube size based on multiple factors including control type, blind size, fabric weight and deflection.

Your tube size will always be noted on your quotation and order confirmation.



System	Ref. No.	Qty	Finished Width	Finished Drop	Operation	Fabric Joins	Tube Dia.	Hem Bar	Hem Bar Colour	Hardware Colour	Fabric	
											Type	Colour
Sirios	1	8	2000	2000	Metal chain	0	38	Ellipse e 43	Fabric	White	Spectrum 5010 3%, 2.5m	Cornsilk

Blind weight – Fixing expectations & fixing grounds

It is the installer's responsibility to make sure the fixings are sufficient and suitable for the substrate they are fixing to and the weight of the product.

Contact Umbra for more specific info on blind weight for your order

Blind weight examples for reference:

Blind size: 2000mm x 2000mm	
KuroLok™	Helios™
+ Meridian BO fabric	+ Spectrum 5010 3%
+ Somfy Sonesse 40 RTS motor	+ Chain operation
+ Type Z hembar	+ Ellipse 43 hembar
= Blind weight: 16.81kg	= Blind weight: 4.12kg

Parallel hembars



Roller blinds can roll up in such a way that the hembar isn't parallel to the roller.


On free-hanging roller blinds, this is usually caused by the blind brackets not being level. It may also be caused by the fabric characteristics. There are usually adjustments that can be made to improve it.

On KuroLok, this is usually caused by the additional thickness of the zip at the edges of the fabric. When the blind rolls up this can cause slightly uneven rolling, leading to the hembar ending up at a slight angle.

Zipped edge fabric

On any fabric with a zipped-edge, some waviness at the sides of the fabric is to be expected.

This is due to the zip welded onto the fabric edge.



Hembar alignment



Most motorised blinds won't travel at the exact same speed.

Radio-controlled motors won't always start at the same moment.

This means that motorised blinds may not travel in alignment or reach their stop position simultaneously.

Hembar alignment during travel is an advanced feature available in some motors. Please ask for details.

Child Safety

In order to comply with child safety regulations, all chain-operated blinds fitted where children may have access to them must have child-safe chains.

If it is not specified at order stage that children will not have access to the blinds, we will automatically supply them with child-safe chain lengths and chain tidies.

To find out what this means, please refer to our Standard Specification Guide:

<https://umbrashading.co.uk/standard-specification-guide/#child>

Alternatively, crank-operated and motorised blinds are inherently child-safe.



Further Information

For more tips on how to install your Umbra system,
visit our download centre:



<https://umbrashading.co.uk/tools/download-centre/>

Or get in touch:

sales@umbrashading.co.uk

01792 562 015

www.umbrashading.co.uk