

# L Shaped Rail Order Form

Tick this box if you require us to call you back to make payment arrangements

Order #: **TS 5871**



Company: **TALBOT + SON**

Contact: **Simon / CHRIS**

Tel: **01624 629940**

Address: **61/62 DORSET SQUARE, DOUGLAS, ISLE OF MAN**

Postcode: **IM4 3LP**

Tel: 0113 391 3030

Fax: 0113 3910 3010

Email: sales.uk@somfy.com

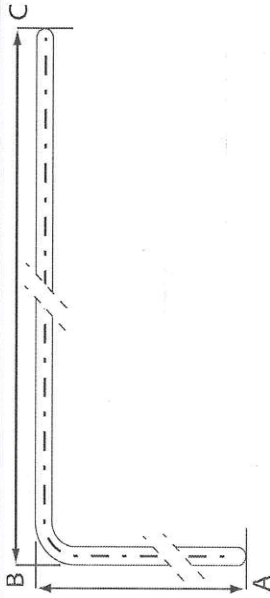
Delivery Address: (if different to above)

Postcode:

Contact:

Tel:

## L-Shaped Rail For A Bay Area



Minimum Rail Length: Between points A & B: **400mm** Between points B & C: **400mm**


Maximum Overall Rail Length: **10M** Bend Radius: **300mm**

With reference to the motor position relative to the 'L' shaped track:

- When specifying left hand mount, the motor will be positioned at point 'A'.
  - When specifying right hand mount, the motor will be positioned at point 'C'.
- (the drawing relates to viewing the rail from above - when installed and ceiling mounted, position 'C' will be on the right side when viewing the rail from the front).

Standard Track:

Side Opening




Central Opening



Ripple Track:

Side Opening



Central Butt Opening



System	Length		Standard Track	60mm Ripple Track (Eyelet)	80mm Ripple Track (Eyelet)	Motor Position	Fixing Surface		Bracket	Motor						
	A-B	B-C					Side Opening	Central Opening		LH	RH	Ceiling	Wall	Swivel	1-Touch	Glydea 60 DCT with RTS Module (Radio)
1	3500 mm	3050 mm	<input type="checkbox"/>	<input type="checkbox"/>	<input checked="" type="checkbox"/>	<input checked="" type="checkbox"/>	<input checked="" type="checkbox"/>	<input type="checkbox"/>	<input checked="" type="checkbox"/>	<input type="checkbox"/>	<input type="checkbox"/>	<input type="checkbox"/>	<input type="checkbox"/>	<input type="checkbox"/>	<input type="checkbox"/>	<input checked="" type="checkbox"/>
2	3050 mm	3490 mm	<input type="checkbox"/>	<input type="checkbox"/>	<input checked="" type="checkbox"/>	<input type="checkbox"/>	<input checked="" type="checkbox"/>	<input type="checkbox"/>	<input checked="" type="checkbox"/>	<input type="checkbox"/>	<input type="checkbox"/>	<input type="checkbox"/>	<input type="checkbox"/>	<input type="checkbox"/>	<input type="checkbox"/>	<input checked="" type="checkbox"/>
3	mm	mm	<input type="checkbox"/>	<input type="checkbox"/>	<input type="checkbox"/>	<input type="checkbox"/>	<input type="checkbox"/>	<input type="checkbox"/>	<input type="checkbox"/>	<input type="checkbox"/>	<input type="checkbox"/>	<input type="checkbox"/>	<input type="checkbox"/>	<input type="checkbox"/>	<input type="checkbox"/>	<input type="checkbox"/>
4	mm	mm	<input type="checkbox"/>	<input type="checkbox"/>	<input type="checkbox"/>	<input type="checkbox"/>	<input type="checkbox"/>	<input type="checkbox"/>	<input type="checkbox"/>	<input type="checkbox"/>	<input type="checkbox"/>	<input type="checkbox"/>	<input type="checkbox"/>	<input type="checkbox"/>	<input type="checkbox"/>	<input type="checkbox"/>

Control & Extra Items	QTY	QTY	Comments
Telis 1 RTS Pure - 1810630			DCT Cable - 9015443
Telis 4 RTS Pure - 1810631	1		DCT Splitter - 9015442
Smoove 1 RTS Pure (OC) - 1811011			DCT Setting Tool - 9014599
Smoove Frame Pure - 9015022			Swivel Bracket - 1780906
Irismo WF Charger - 1002355	1		1-Touch Bracket - 1780907
Irismo WF Battery (spare) - 9019741			Wall Mnt Bracket - 1780909
<b>RUNNERS TO STACK TO LH SIDE ON TRACK 1, AMP TO STACK TO RH SIDE ON TRACK 2.</b>			

Name: **CHRIS FLOOD**

Signature:

Date: **06/01/22**

By completing and submitting this form, you are placing an order for a made to measure Somfy electric curtain track system and accept that the specification entered for the system is correct based on your project requirements. Somfy Ltd declines all liability for issues that arise with a system that does not meet the project requirements due to the specifications submitted.