

U Shaped Rail Order Form

Tick this box if you require us to call you back to make payment arrangements

Order #: TS 5871

Company: TALBOT + SON

Contact: Simon / CHRIS

Tel: 01624 69940

Address: G1/62 DORBY SQUARE, DUNELM, TS6 6LW

Contact: ISAAC OF MAN

Postcode: IM1 3LP

Delivery Address: (if different to above)

Postcode:

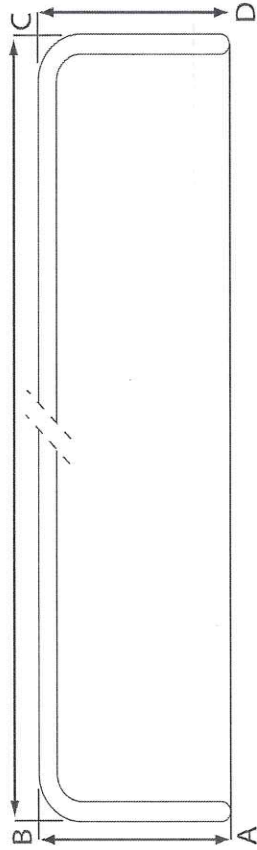
Contact:

Tel:



Tel: 0113 391 3030
 Fax: 0113 3910 3010
 Email: sales.uk@somfy.com

U Shaped Rail For A Rectangular Bay



Minimum Rail Length between points A & B / C & D: 400mm Between points B & C: 600mm Bend Radius: 300mm Maximum Overall Rail Length: 10.14M


The 'U' shaped rail will have 2 x 90° bends formed with a 300mm radius.

With reference to the motor position relative to the 'U' shaped track:


- When specifying left hand mount, the motor will be positioned at point 'A'.
- When specifying right hand mount, the motor will be positioned at point 'D'.

(the drawing relates to viewing the rail from above - when installed and ceiling mounted, position 'D' will be on the right side when viewing the rail from the front).

Standard Track:
 Side Opening




Central Opening



Ripple Track:
 Side Opening



Central Butt Opening



System	Length		Standard Track		60mm Ripple Track (Eyelet)		80mm Ripple Track (Eyelet)		Motor Position		Fixing Surface		Bracket		Motor				
	A-B	B-C	C-D	Side Opening	Central Opening	Side Opening	Central Butt Opening	Side Opening	Central Butt Opening	LH	RH	Ceiling	Wall	Swivel	1-Touch	Glydea 60 DCT with RTS Module (Radio)	Glydea 60 DCT (Dry Contact)	Glydea 60 WT (Mains)	Irismo 45 RTS WF (Battery)
1	1095 mm	3415 mm	1085 mm	<input type="checkbox"/>	<input type="checkbox"/>	<input type="checkbox"/>	<input checked="" type="checkbox"/>	<input type="checkbox"/>	<input type="checkbox"/>	<input type="checkbox"/>	<input checked="" type="checkbox"/>	<input checked="" type="checkbox"/>	<input type="checkbox"/>	<input checked="" type="checkbox"/>	<input type="checkbox"/>	<input type="checkbox"/>	<input type="checkbox"/>	<input type="checkbox"/>	<input checked="" type="checkbox"/>
2	mm	mm	mm	<input type="checkbox"/>	<input type="checkbox"/>	<input type="checkbox"/>	<input type="checkbox"/>	<input type="checkbox"/>	<input type="checkbox"/>	<input type="checkbox"/>	<input type="checkbox"/>	<input type="checkbox"/>	<input type="checkbox"/>	<input type="checkbox"/>	<input type="checkbox"/>	<input type="checkbox"/>	<input type="checkbox"/>	<input type="checkbox"/>	<input type="checkbox"/>
3	mm	mm	mm	<input type="checkbox"/>	<input type="checkbox"/>	<input type="checkbox"/>	<input type="checkbox"/>	<input type="checkbox"/>	<input type="checkbox"/>	<input type="checkbox"/>	<input type="checkbox"/>	<input type="checkbox"/>	<input type="checkbox"/>	<input type="checkbox"/>	<input type="checkbox"/>	<input type="checkbox"/>	<input type="checkbox"/>	<input type="checkbox"/>	<input type="checkbox"/>
4	mm	mm	mm	<input type="checkbox"/>	<input type="checkbox"/>	<input type="checkbox"/>	<input type="checkbox"/>	<input type="checkbox"/>	<input type="checkbox"/>	<input type="checkbox"/>	<input type="checkbox"/>	<input type="checkbox"/>	<input type="checkbox"/>	<input type="checkbox"/>	<input type="checkbox"/>	<input type="checkbox"/>	<input type="checkbox"/>	<input type="checkbox"/>	<input type="checkbox"/>

Control & Extra Items	QTY	QTY	Comments
Telis 1 RTS Pure - 1810630			DCT Cable - 9015443
Telis 4 RTS Pure - 1810631			DCT Splitter - 9015442
Smooove 1 RTS Pure (O/C) - 1811011			DCT Setting Tool - 9014599
Smooove Frame Pure - 9015022			Swivel Bracket - 1780906
Irismo WF Charger - 1002355			1-Touch Bracket - 1780907
Irismo WF Battery (spare) - 9019741			Wall Mnt Bracket - 1780909

Name: CHRIS FLOOD

Signature:

Date: 06/01/22

By completing and submitting this form, you are placing an order for a made to measure Somfy electric curtain track system and accept that the specification entered for the system is correct based on your project requirements. Somfy Ltd declines all liability for issues that arise with a system that does not meet the project requirements due to the specification submitted.