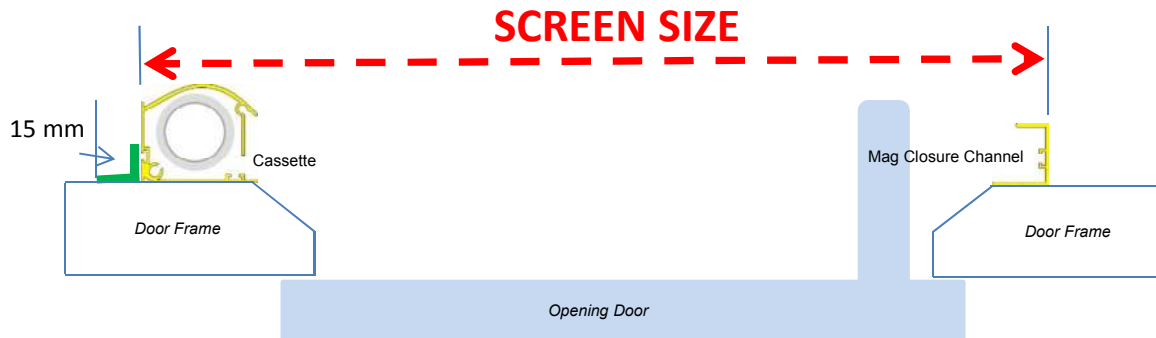


Please take note before you measure;
Screens are manufactured to **SCREEN SIZE** (edge of frame to edge of frame excluding fittings). FLYDOR do not make any adjustments or allowances. All Measurements are in mm. Sizes to be supplied as Width x Height.

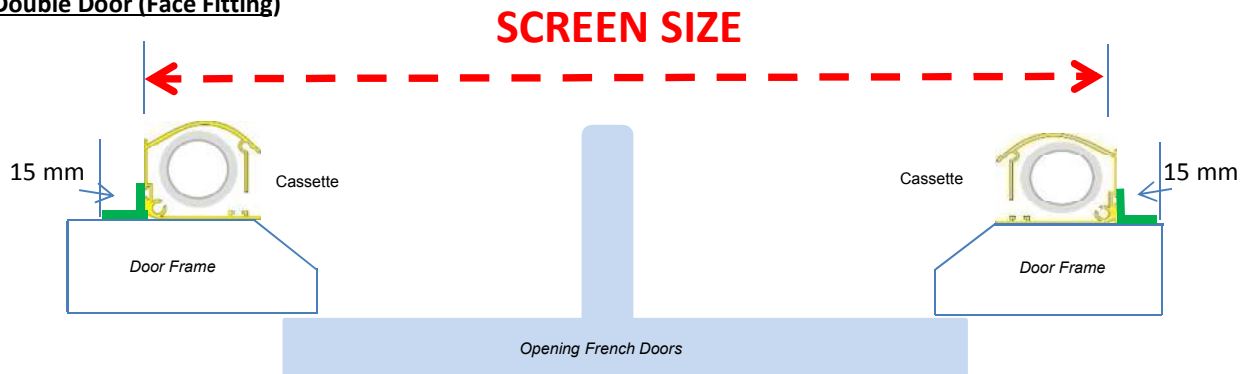
WIDTH

Single Door (Face Fitting)



(Birds eye view illustrated - Minimum width shown, side guide and cassette can be positioned to suit).

Double Door (Face Fitting)



(Birds eye view illustrated - Minimum width shown, cassettes can be positioned to suit).

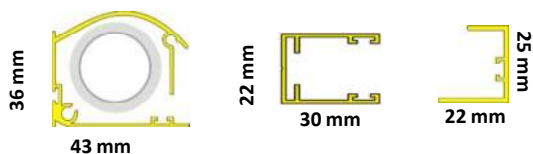


Recess Fitting Width

If using the cassette fixing "m" clips allow 5mm for fitting.

Tip – If the inner handle(s) on the screen is catching the door frame, the top and bottom guides can easily be cut down on site to reduce the width accordingly.

Unika Profile (Not to scale)



HEIGHT



Height Measurement (All types)

The height is from the top edge to bottom edge of the cassette.

Tip - This measurement is critical! Watch out for plinths and any lips which are common with UPVC doors. Allow yourself at least 5mm if fitting into a recess.