


Pirouette® Shades

Striking design - dramatically filtered light







Pirouette® Shades

Soft fabrics bring effortless style into any room

Luxaflex® Pirouette® Shades feature soft fabric vanes attached to a sheer backing that appear to be floating, drawing natural light into any room. When closed, they are designed to look just like a contemporary shade.

Transform harsh exterior light by diffusing it, spreading it evenly throughout your room, so you can maximise daylight hours and reduce the need for artificial light.

Available in fabric opacities, from translucent to room darkening and in a wide range of contemporary colours. Our beautiful sheer fabrics also softly filter out brightness, glare and UV rays- protecting furniture and flooring from fading.

The subtle
light control
from my
Pirouette®
Shade has
transformed
my living
space



Standard Specification

The essential technical information

- UltraGlide® Operation
- Shades raise from bottom to top using a single retractable cord. The cord always remains a constant length after raising and lowering the shade.
- Right hand control
- Matching fabric-covered headrail
- Colour co-ordinated hardware and controls

Options:

- Left hand control
- Extension brackets
- Spacer Blocks
- PowerView® Motorisation

For more information on Pirouette® Shade standard specifications, technical information and optional additions, please refer to the Pirouette® Shades price lists.

UltraGlide®

Operating your Pirouette® Shade with UltraGlide®

This revolutionary Luxaflex® operating system uses a retractable cord mechanism to raise and lower your window shade. A constant cord length means there are never any long, dangling cords to distract from the appearance of the shade- ideal for child and pet safety.

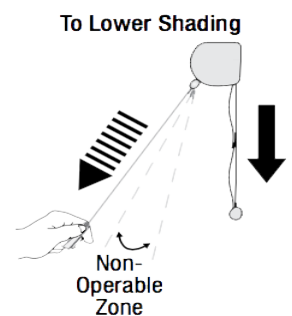
Note: UltraGlide® operation on Pirouette® Shades is different than on other UltraGlide® products. The cord is pulled straight down and out, rather than at an angle across the shading. This is to protect the vanes from being damaged by the cord.

Lower the Shading

Hold the cord straight out from the fabric at an angle greater than 25°. Pump the cord outward using short strokes to gradually lower the shading.

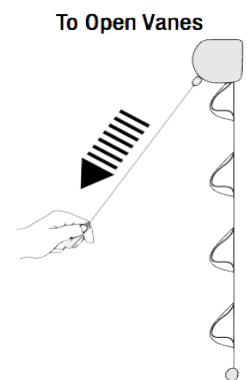
To stop the shading in any position, stop pulling the cord and allow it to fully retract. The vanes will remain in the closed position unless the shading is completely lowered

Note: Avoid pulling the cord in the non-operable zone, the area between the angle for lowering the shading and the straight down position for raising the shading.



Open the Vanes

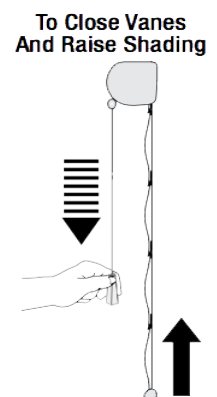
After lowering the shading completely, continue to pull on the cord at an angle greater than 25°, until the vanes are fully open.



Raise the Shading

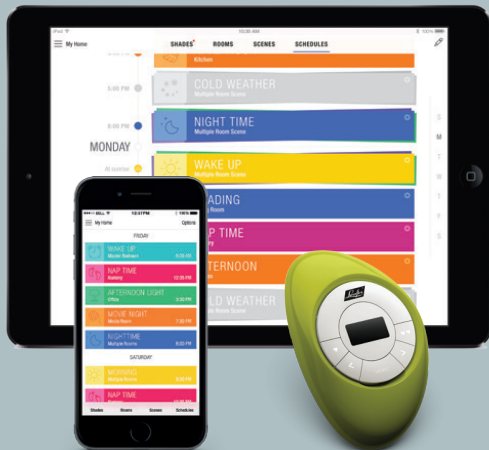
Hold the cord close to the fabric and pull straight down. Pump the cord down using short strokes to gradually raise the shading

CAUTION: To avoid damage to the shading or personal injury, do not release the cord until it is fully retracted. To avoid breaking the cord, do not use long strokes (over 1m) or apply excessive force on the cord while pulling it.





PowerView® Motorisation



Our innovative PowerView® Motorisation system enables intelligent operation of Pirouette® Shades.

Through its wireless technology, homeowners can adjust window shadings to control natural light throughout the home with the simple push of a button or tap on a mobile device, or through automated operation. PowerView® Motorisation merges seamlessly with a connected lifestyle and works with other smart home devices.


The PowerView® system can be operated via our free PowerView® App, available on both Apple and Android devices. Alternatively, the Pebble® Remote enables seamless operation of up to six different groups of blinds, individually or together, at the press of a button.

For further information on retailing PowerView® Motorisation, contact your local Business Development Manager



The best thing is the light effects, it really brings the room to life.





Vanes fully open



Vanes contoured



Vanes fully closed

Vane Information

Key notes for Pirouette® Shades

Alignment

It is important to be knowledgeable about how the Pirouette® Shade is fabricated and vanes aligned.

With Pirouette® Shades, a bottom fabric panel is adjusted to accommodate the height of the shading and allow for top-to-bottom vane alignment from one shading to another. The height of this panel varies with vane size and ordered height.


Depending on the overall product drop, the bottom fabric panel will vary in size up to 102mm (4") for the Petite and up to 127mm (5") for the Grande vane size.

To ensure shadings are fabricated with bottom fabric panels of the same height, they must be ordered in the same fabric and vane size, with identical height measurements, the same mounting style, and at the same time. Side-by-side vane alignment must also be noted on the order form in the optional features section.

Size Comparison

Shown here is a vane comparison of the 102mm (4") Petite and 127mm (5") Grande in the open vane position. For a consumer choosing between the two vane sizes, it is really a matter of personal preference.

The distance between each vane on a Grande shading is wider than on a Petite shading and the vane itself is also larger. Therefore, the overall percentage of view-through is comparable on both vane sizes



Installation & Up-keep

Give your customer an ideal installation

A favorable impression can mean repeat business and profitable referrals. It pays to spend a little extra time during installation to be sure the shading's appearance and operation is perfect.

- As with all Luxaflex® products, Pirouette® Shades receive a 5 year guarantee.
- Upon installation, demonstrate to your customers the proper operation of the lifting system they have purchased. (See page 5 - 6)
- For routine cleaning, dust with a feather duster or vacuum lightly using a hand-held vacuum.
- Make sure that vanes are not sticking, and the shading is not skewing to either side - adjust if necessary.
- If a Pirouette® Shade has been fully lowered with the vanes open for a long period of time, the vanes may become "set" - they may not easily close or flatten. This is a normal characteristic of fabric products. If this happens, toggle the cord to coax the vanes as closed as possible. If necessary, gently pull down on the bottom vane. You may also dress the vanes gently with your hands to help them close. Then roll up the shading slowly to flatten the vanes. Allow the fabric to remain in the headrail for up to 24 hours. To prevent vane set, regularly "exercise" the shade by raising and lowering it and opening and closing the vanes.



Child Safety

Designed with safety in mind



We consider child safety a top priority. Making child safe products for homes is an integral part of our design philosophy.

For cordless alternatives to fully motorised systems, Luxaflex® offers many innovative lifting systems designed with safety, comfort and beauty in mind.

For more information on these systems, see pages 5 - 6 or contact your local Luxaflex® Business Development Manager.



All Pirouette®
Shade control
options are
child safe,
providing
homeowners
peace of mind.






Pirouette® & Silhouette® Shades Comparison

What makes a Window Shading

A window shading features soft, adjustable fabric vanes in combination with one or two sheer panels. Like no other window covering, it appears to float in the air without visible cords or tapes and diffuses harsh sunlight, yet still allows view-through.

Available in fabric opacities from translucent to room darkening, and in a wide range of colours, homeowners can achieve more precise light control by simply adjusting the vanes to their desired level of light.

Pirouette® Shades



Silhouette® Shades



View-through

- Soft, horizontal fabric vanes are attached to a single sheer, highlighting the rich fabric in the room.
- Fabric colour and texture stand out - a design statement.
- Fabric vanes are suspended between two sheers, and transform harsh sunlight into a soft, warm glow.
- Shading offers a subtle aesthetic with the sheers softening the texture.

Sheer Comparison

- The construction with a single sheer and soft fabric vanes provides a clear view to the outside.
- The product design allows for unobstructed viewthrough, while maintaining a discreet level of privacy inside.
- When open, fabric vanes offer a more expansive view with daytime privacy.
- Without cords or tapes running through the product, the view is unobstructed.

Operating Systems

- UltraGlide® System.
- PowerView® Motorisation.
- Endless Cord System.
- SmartCord® System.
- LiteRise® Cordless System.
- PowerView® Motorisation.

Opacities / Room Darkening

- Semi-opaque fabric filters light and creates a warm glow in the room even when the vanes are closed.
- Room-darkening fabric blocks the majority of light when the shade is fully closed.
- Translucent fabric filters ambient sunlight even when the vanes are closed.
- Bon Soir™ light-dimming fabric blocks the majority of light when the shade is fully closed.

Headrails

- Innovative design mimics the shape of the vanes.
- Vanes collapse and roll completely into headrail.
- Matching fabric-covered headrail and bottom rail come standard.
- Vanes tilt closed and roll completely into headrail.

Technical Information

- Luxaflex® Pirouette® Shades consist of a semi-opaque or room-darkening front fabric and a sheer rear fabric. When the shade is fully lowered, the front fabric can be opened to form vanes and allow view through the rear sheer fabric.
- A bottom fabric panel is adjusted to accommodate the height of the shade. The height of this panel varies with vane size and ordered height. This is a normal, inherent characteristic of the product.
- The shade is concealed inside a fabric covered headrail when raised. Pirouette® Shades can be operated using either the UltraGlide® or PowerView® lifting systems.
- As with all textiles, Pirouette® fabrics are subject to some variations. Slight wrinkles, puckering or bowing are inherent to textile products and should be considered normal, acceptable quality.
- Recess size reductions:
Width 3mm - Height 0mm
- Vane alignment should be within 7mm from panel to panel for shades of the same fabric style, colour, vane size, opacity and height.
- To ensure shades are manufactured with the bottom fabric panels of the same height, they must be ordered at the same time, in the same fabric style, colour, vane size and opacity, with identical height measurements
- Product Dimensions - see the below table for minimum and maximum Pirouette® Shade dimensions. For further information, please refer to your Pirouette® Shade Price Lists.

Colour	4 inch vanes		Dimensions (mm)							
	Semi- Opaque	Room Darkening	UltraGlide®				PowerView®			
Fabric Group	Price group	Price group	Min. Width	Min. Height	Max. Width	Max. Height	Min. Width	Min. Height	Max. Width	Max. Height
LINEN (PR5 - PR8)	2	3	305	400	2400	2400	305	400	2400	1800
SATIN (PR9-PR12)	1	2	305	400	2400	2400	305	400	2400	2400
SATIN METALLIC (PR13-PR16)	2	3	305	400	2400	2400	305	400	2400	2400
SHANTUNG (PR 21-PR24)	3	4	305	400	2400	2400	305	400	2400	1800
INDIA SILK (PR 41- PR44)	3	4	305	400	2400	1800	305	400	2400	1800
STRIA (PR 45-PR48)	2	3	305	400	2400	2400	305	400	2400	2100
Colour	5 inch vanes		Dimensions (mm)							
	Semi- Opaque	Room Darkening	UltraGlide®				PowerView®			
Fabric Group	Price group	Price group	Min. Width	Min. Height	Max. Width	Max. Height	Min. Width	Min. Height	Max. Width	Max. Height
LINEN (PR5 - PR8)	2	3	305	400	2400	2400	305	400	2400	2400
SATIN (PR9-PR12)	1	2	305	400	2400	2400	305	400	2400	2400
SATIN METALLIC (PR13-PR16)	2	3	305	400	2400	2400	305	400	2400	2400
SHANTUNG (PR 21-PR24)	3	4	305	400	2400	2400	305	400	2400	2400
INDIA SILK (PR 41- PR44)	3	4	305	400	2400	2400	305	400	2400	2100
STRIA (PR 45-PR48)	2	3	305	400	2400	2400	305	400	2400	2400

Luxaflex® Collections

Make the most of our products

At Luxaflex®, we are proud to be a lifestyle brand. We promote creativity in our products and encourage customers to view our complete range when searching for their perfect window dressing.


Unique Style

From Plissé Shades providing contemporary style and solutions for atypical windows, to Awnings enabling outdoor spaces to come to life the whole year round, Luxaflex® has a stylish window dressing solution for everyone.

My Luxaflex® window dressings have created a homely, relaxed atmosphere I always dreamed of.

Silhouette® Shades

Gentle translucency for an endless variety of moods



Twist® Shades

Distinctive style with privacy and light control



Duette® Shades

Filtering light and insulating your home all year round



Plissé Shades

Uniquely decorative, with a shape that suits your style



Roller Blinds

Express your style with an individual touch



Awnings & Outdoor Living

Bring comfort and individuality outdoors



At Luxaflex we understand your **passion** for quality, style and practical features. From colour to pure style to staying warm or keeping cool – our **custom made** window treatments not only look beautiful – they are beautiful to live with. And with **inspired design**, innovative operating ideas and **pure quality** woven into each individual shade, you'll always know you've made the perfect choice for your home. Custom-made with a five-year guarantee.

More than just covering your windows
The Art of Window Styling.

Find more information at dealers.luxaflex.co.uk

Let's talk

Together with your local Business Development Manager, you can view our newest collections and get to know all Luxaflex® products and materials.



Utilise our Resources

A simple way to access a wide range of Luxaflex® approved resources free for your company's use. Visit www.luxaflex-dealer.co.uk



Craftsmanship guaranteed

Each bespoke order is handmade with care and attention to detail by our skilled craftsmen



Training Academy

Bring confidence to your workplace- Luxaflex® Training Academies will provide you with the knowledge to successfully retail our innovative products

