

CURTAIN TRACKS
EVAGLIDE CORDED POLE - MADE TO MEASURE



EVAGLIDE 30MM CORDED POLE - MADE TO MEASURE PRICES WITH FINIALS



FAIR PRICE POLICY
All colours, 1 price


WITH FINIAL

WIDTH	STANDARD GLIDERS	STANDARD GLIDERS ONLINE PRICE	EASIWAVE	EASIWAVE ONLINE PRICE
100cm	POA	POA	POA	POA
150cm	POA	POA	POA	POA
200cm	POA	POA	POA	POA
250cm	POA	POA	POA	POA
300cm	POA	POA	POA	POA
350cm	POA	POA	POA	POA
400cm	POA	POA	POA	POA
500cm	POA	POA	POA	POA
600cm	POA	POA	POA	POA

Tracks over 6.1m are supplied in 2 pieces, 3.5m for Chrome.
Please note images are for illustrative purposes only, tracks come with integrated pulley

Note: All quoted prices include all the relevant components and, for the purposes of this price guide, have been calculated using the 8cm brackets. Other bracket options quoted for separately.

For precise pricing please contact our track team or cost 24/7 online



CURTAIN TRACKS
EVAGLIDE CORDED POLE - MADE TO MEASURE



EVAGLIDE 30MM CORDED POLE - MADE TO MEASURE PRICES WITH ENDCAPS



FAIR PRICE POLICY
All colours, 1 price


WITH ENDCAP

WIDTH	STANDARD GLIDERS	STANDARD GLIDERS ONLINE PRICE	EASIWAVE	EASIWAVE ONLINE PRICE
100cm	POA	POA	POA	POA
150cm	POA	POA	POA	POA
200cm	POA	POA	POA	POA
250cm	POA	POA	POA	POA
300cm	POA	POA	POA	POA
350cm	POA	POA	POA	POA
400cm	POA	POA	POA	POA
500cm	POA	POA	POA	POA
600cm	POA	POA	POA	POA

Tracks over 6.1m are supplied in 2 pieces, 3.5 for Chrome.
Please note images are for illustrative purposes only, tracks come with integrated pulley

Note: All quoted prices include all the relevant components and, for the purposes of this price guide, have been calculated using the 8cm brackets. Other bracket options quoted for separately.

For precise pricing please contact our track team or cost 24/7 online



CURTAIN TRACKS
EVAGLIDE MOTORISED POLE - MADE TO MEASURE



EVAGLIDE MOTORISED POLE TRACK W/ MAINS RF WI-FI MOTOR – MADE TO MEASURE - ALL COLOURS*



* colours for track only

WIDTH	STANDARD GLIDERS	STANDARD GLIDERS ONLINE PRICE	EASIWAVE	EASIWAVE ONLINE PRICE
100cm	POA	POA	POA	POA
150cm	POA	POA	POA	POA
200cm	POA	POA	POA	POA
250cm	POA	POA	POA	POA
300cm	POA	POA	POA	POA
350cm	POA	POA	POA	POA
400cm	POA	POA	POA	POA
500cm	POA	POA	POA	POA
600cm	POA	POA	POA	POA


MOTOR WEIGHT LIMITS

BEND	< 4 METRES	< 8 METRES	< 12 METRES
Straight	50 kg	45 kg	40 kg
1 bend	45 kg	40 kg	35 kg
2 bends	35 kg	30 kg	25 kg
Curve	21 kg	16 kg	N/A

Tracks over 5.8m are supplied in, 3.5m for Chrome.

Note: All quoted prices include all the relevant components and, for the purposes of this price guide, have been calculated using the ceiling fix brackets. Wall fix brackets and remotes etc are quoted for separately.

For precise pricing please contact our track team or cost 24/7 online



CURTAIN TRACKS
EVAGLIDE MOTORISED POLE - MOTOR SPECS



EVAGLIDE MAINS RF WI-FI RADIO MOTOR

The Evaglide mains RF Wi-Fi motor offers the same spec as our popular Evaglide mains motor but with the additional feature of an integrated Wi-Fi receiver. This unique upgrade allows the motor to connect directly to the Connector App without the need of a hub, while still allowing operation via the Evaglide remotes and wall switches.



Product Specification

- Silent mains powered motor
- Built in receiver for use with Evaglide remotes and wall switches
- Built in Wi-Fi receiver connects directly to our app without needing a Hub
- RJ11 port for operation via home automation
- Up to 50kg weight limit
- Touch impulse technology allows the curtain to be gently pulled to activate movement
- Integrated emergency control ensures manual operation should power failure occur
- Fully automatic setting of limits
- Seamlessly integrates with the Evaglide motorised signal booster
- Compatible with smart home technology
- Favoured position can be programmed through the remote or app

TECHNICAL DATA

TORQUE	SPEED	FREQUENCY	CURRENT	POWER	IP RATING	MAX TURN LIMIT	MAX RUN TIME	MAX WEIGHT LOAD
1.2 Nm	14 cm/s	433 MHz	0.16 Amp	13 Watt	IP20	∞	> 4 minutes	50 kg

