



Tel: 0131 665 9933  
 sales@sunrite.co.uk  
 www.sunrite.co.uk

Customer's Name WALKER  
 Address 3 Maining Place  
Livingston  
 Post Code EH54 6TJ

Tel. home	
Tel. work	
mobile	<u>07305195991</u>
email	

DATE MEASURED/ORDERED  
11 / 05 / 21

Measured By:  
Graeme

CURTAINS	
PLEATED	
ROLLERS	
ROMANS	
SHUTTERS	
VENETIAN	
VERTICALS	
VISION	
WOODEN	

**SPECIAL INSTRUCTIONS**

3588

P/CUST	
NET	
PRESS	
RADIO	
MAG.	
VAN	
RECC.	
SHOP	
TV	
YELL P	
OTHER	

Fitted By	DATE	DAY	AM	PM

rail type & colour alum white brown	white chain	welded in weight	recess size	Motorised	wood fix	stone fix	brackets top face
						<input checked="" type="checkbox"/>	

Room	Width	Drop	Slat Size	Colour	Control LH or RH	Fitting Height	Price
SIMPLY R	890	2533 2627		HOME LUSO STEEL			527.
PATIO L	1215	2060			LH		
	1027	1596			INW	35mm	
	1035	1596			INW		
	1215	2060			RH		
BED L	1027	810	fasten's	HOME LUSO STEEL.	PER R	2820.	469.
	R	681		+	INT		277.
SIMPLY RR	920	1965					
				BRUSNA Chrome C			
				100108433.			1100.

SAFETY DEVICES SUPPLIED WITH GOODS MUST BE FITTED BY US AT THE TIME OF INSTALLATION. IF YOU REFUSE TO ALLOW A SAFETY DEVICE TO BE FITTED, THEN THE GOODS WILL NOT BE INSTALLED, AND UNDER THESE CIRCUMSTANCES YOU WILL STILL BE LIABLE TO PAY THE FULL PRICE UNDER YOUR CONTRACT. YOU ARE STILL BOUND TO ACCEPT DELIVERY OF THE GOODS AND TO PAY FOR BOTH THE FITTING AND INSTALLATION EVEN ALTHOUGH INSTALLATION HAS NOT BEEN CARRIED OUT.

I have ordered the above goods and agree to pay the amount shown in full at the time of fitting. If payment is not made in full at that time Sunrite Blinds, has the right to remove the goods until full settlement is made. Title of the goods does not pass to the customer until payment has been made in full. Declaring that there shall be no liability for normal damage occasioned by such removal. Deposit non-refundable if customer cancels. Full T's & C's on website.

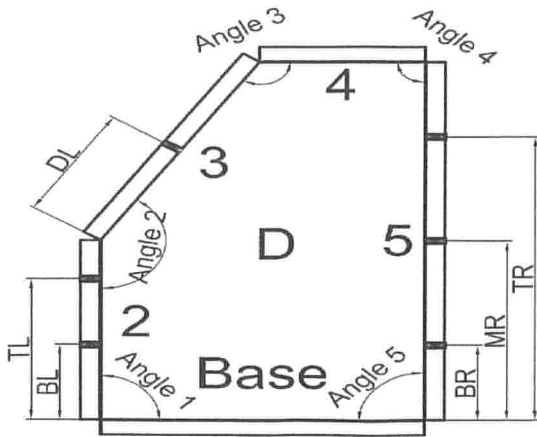
TOTAL PRICE

DEPOSIT

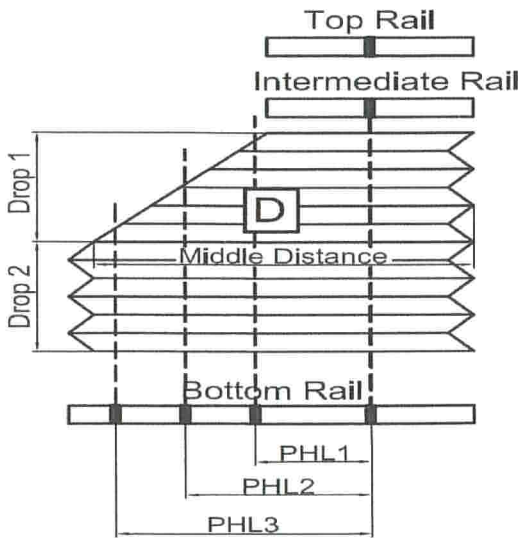
PO 1205 VISA  
 PRICE ACCEPTANCE Customer's Signature  
Q GOAHEAD 12/5/21

**ALL BLINDS TO BE PAID FOR AT TIME OF FITTING**



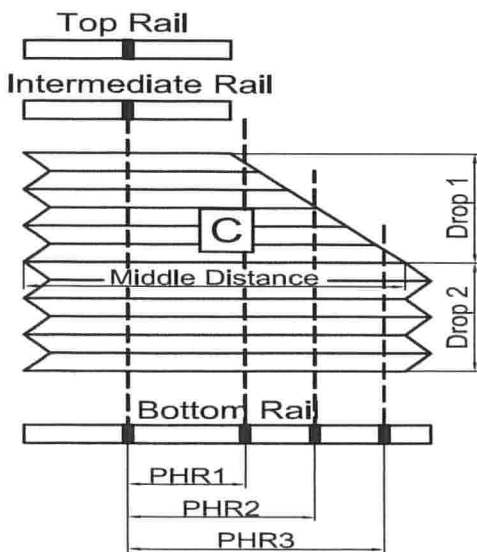
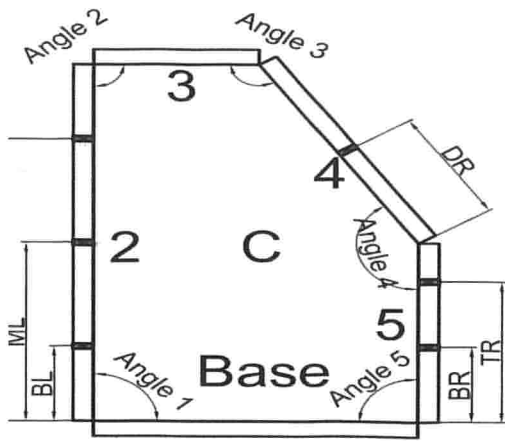


System	Perfect Fit	Blind Number	1
Customer Reference	1	Shape	D
Perfect Fit Type	Roofs		
Input sizes		Input left	2530
Input base	886	Input top	120
Input left slant	776		
Input right	2669		
Frame base	819	Frame side 2	2469
Frame side 3	745	Frame side 4	84
Frame side 5	2603	Punch Hole BL	147
Punch Hole BR	146	Punch Hole TL	2456
Punch Hole TR	2314	Punch Hole ML	1301
Punch Hole DR	372		
Angle 1	90	Angle 2	100.4
Angle 3	169.7	Angle 4	90
Angle 5	90	Offset	Recess VerticalFace
Frame Colour	White	Apex Check	0
Top rail	87	Intermediate rail	87
Bottom rail	833	Top fabric	264
Bottom fabric	833	Drop	101.5
Drop 2	2474.5	Pleat/Cell count	5
Pleat/Cell count 2	90	Fabric Size	Pleated 20
Fabric Type	AURA	Fabric Colour	COPPER
Detailing Tensioned	True	Middle Width	831
Cutting fabric dist. L to Ctr	43.0	Angles are	Obtuse
Qualify Operational Status			
Punch holes starting from middle of top fabric			
Top Center Hole	Yes	PHR1	51.0
PHR2	217.0	PHR3	383.0
PHR4	549.0	PHR5	715.0



P4016-WH  
P4017  
P4266-WH  
P4021  
P4026-WH  
P4210-WH  
P4230-WH  
P4435-WH  
P4510-WH  
P5100  
P5300-WH  
P5320  
P5439  
P5400  
P5413  
P5430-WH  
P4506-WH  
P5450-WH  
P4020-WH

FRAME ROOF SECTION WHITE	1.0000
CORNER BRACE	5
FLEXIBLE JOINT WHITE	5
FLAT PLASTIC SHEET X 25 - 450 X 300 WHITE	1
50 DEGREE FLAT CORNER COVER	5
END CAP FOR HEADRAIL WITH EYELET WHITE	4.0000
END CAP FOR INTERMEDIATE RAIL WITH EYELET WH	2.0000
INTERMEDIATE RAIL RIBBON CLAMP WHITE	1
VERTICAL TOP SPRING CLIP WHITE	4.0
	12.0
	5152.0
	1.0000
	95.0
	15456.1
	7.0
	2576.0
MULTI ROOF FIXING BRACKET WITH SHEATH WHITE	6
	1.0000
F PROFILE COVER STRIP WHITE	10



System	Perfect Fit	Blind Number	2
Customer Reference	1	Shape	C
Perfect Fit Type	Roofs		
Input sizes			
Input base	682	Input left	2670
Input top	120	Input right	2568
Input right slant	567		
Frame base	615	Frame side 2	2604
Frame side 3	84	Frame side 4	536
Frame side 5	2507	Punch Hole BL	147
Punch Hole BR	146	Punch Hole TL	2457
Punch Hole TR	2352	Punch Hole ML	1302
Punch Hole DR	268		
Angle 1	90	Angle 2	100.5
Angle 3	169.6	Angle 4	90
Angle 5	90	Offset	Recess VerticalFace
Frame Colour	White	Apex Check	0
Top rail	87	Intermediate rail	87
Bottom rail	629	Top fabric	264
Bottom fabric	629	Drop	64.5
Drop 2	2512.5	Pleat/Cell count	4
Pleat/Cell count 2	91	Fabric Size	Pleated 20
Fabric Type	AURA	Fabric Colour	COPPER
Detailing Tensioned	True	Middle Width	625
Cutting fabric dist. L to Ctr	43.0	Angles are	Obtuse
Qualify Operational Status			
Punch holes starting from middle of top fabric			
Top Center Hole	Yes	PHR1	51.0
PHR2	204.0	PHR3	357.0
PHR4	511.0		

16-WH  
17  
66-WH  
21  
26-WH  
10-WH  
30-WH  
35-WH  
10-WH  
00  
00-WH  
20  
39  
00  
13  
30-WH  
06-WH  
50-WH  
20-WH

FRAME ROOF SECTION WHITE	1.0000
CORNER BRACE	5
FLEXIBLE JOINT WHITE	5
FLAT PLASTIC SHEET X 25 - 450 X 300 WHITE	1
50 DEGREE FLAT CORNER COVER	5
END CAP FOR HEADRAIL WITH EYELET WHITE	4.0000
END CAP FOR INTERMEDIATE RAIL WITH EYELET WH	2.0000
INTERMEDIATE RAIL RIBBON CLAMP WHITE	1
VERTICAL TOP SPRING CLIP WHITE	4.0
	10.0
	5154.1
	1.0000
	95.0
	12885.2
	6.0
	2577.0
MULTI ROOF FIXING BRACKET WITH SHEATH WHITE	6
	1.0000
F PROFILE COVER STRIP WHITE	10