

SONA

The UK's Specialist in Automated Shaped Blinds

SONA is a British automated blind specialist and manufacturer. Our vision is simple and honest: we value authentic British craftsmanship combined with the use of the highest quality materials, the latest technology and innovative engineering. We aim to create blinds that will enrich, accent and enhance an interior and meaningfully connect with the people within it.



Index


Our Factory	07
Products	
SonaApex	11
SonaSky	31
SonaCell	43
Automation	51
Integration	55
Fabric	57



State-of-the-art Factory **Designed For Excellence**

We pride ourselves on meticulously undertaking every stage of the production process - from prototyping, hand crafting and machining to finishing and assembly, ensuring that our hand-crafted blind systems are always of the highest quality.

Our in-house design team are able to help specify and create bespoke versions of our products to suit any project's needs.





Products

SonaApex




SonaApex
Automated Shaped Blind










The Ultimate Shaped Blind System

SonaApex is our beautifully engineered electric shaped blind. Using our Patent-Pending system, combined with high quality componentry and British craftsmanship, it offers the perfect solution to enhance any gable-end or apex shaped window design. Fully compatible with most leading home automation systems, this blind can be seamlessly interfaced to provide privacy as well as light control.







SonaApex

Technical Specifications

Power Options

- Mains
- Battery
- Solar

Motor

- Tilt & Lift 12v RTS

Materials

- Aluminium Hardware
- Honeycomb Fabric

Finishes

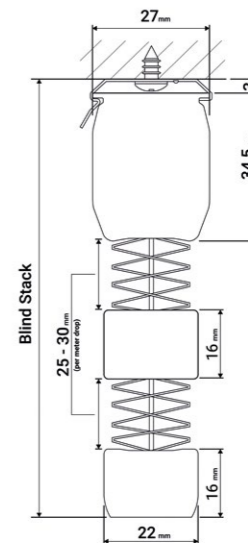
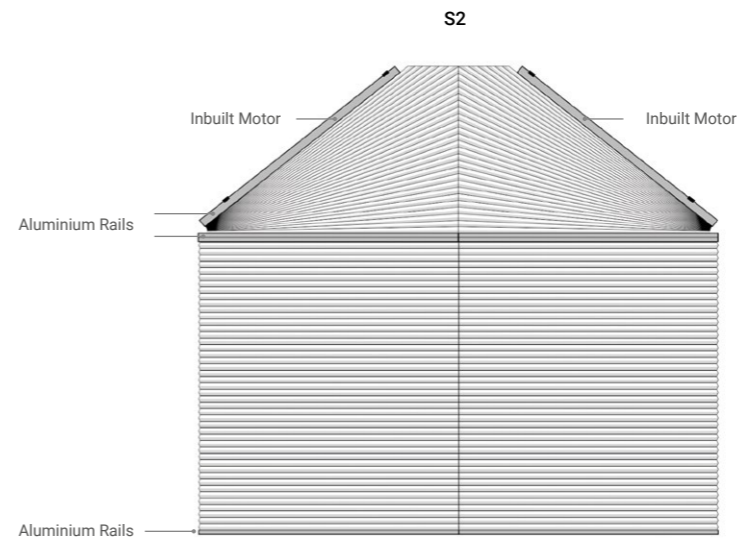
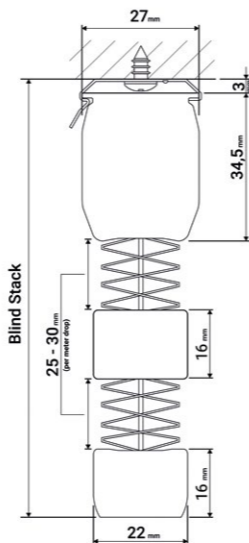
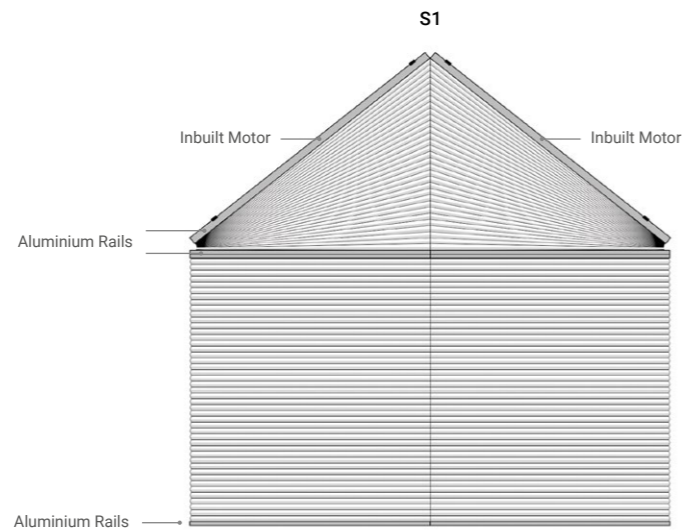
- White
- Anthracite
- Black
- Bespoke

Fitting Options

- Top Fix
- Face Fix

Frame Options

- Perfect Fit International



SonaApex

Technical Specifications

Power Options

- Mains
- Battery
- Solar

Motor

- Tilt & Lift 12v RTS

Materials

- Aluminium Hardware
- Honeycomb Fabric

Finishes

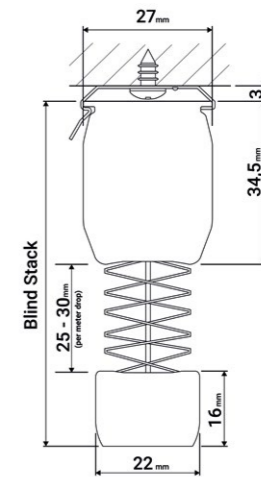
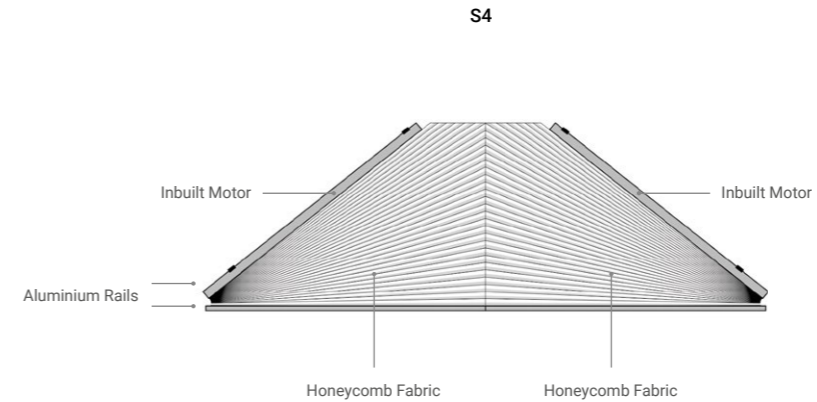
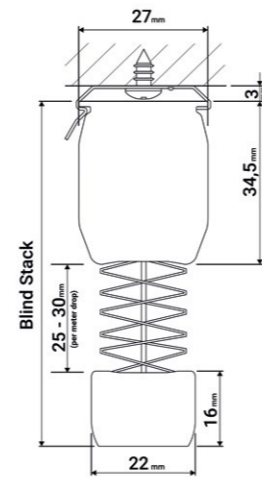
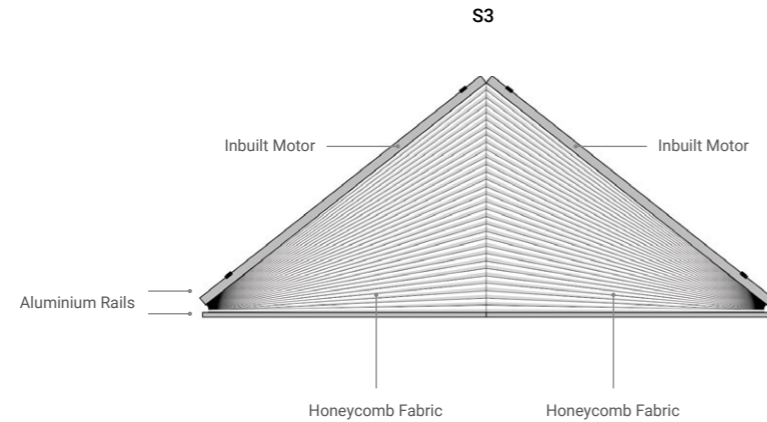
- White
- Anthracite
- Black
- ⊗ Bespoke

Fitting Options

- Top Fix
- Face Fix

Frame Options

- Perfect Fit International





Products

SonaSky



SonaSky
Automated Skylight Blind



Delightfully Capable Surprisingly Versatile

Take control of your sky space, light levels and room ambience with SonaSky, our intelligent skylight blind. All of our blinds are hand-finished by experts in our UK factory using the highest quality fabrics, German-engineered hardware and state-of-the-art componentry.



SonaSky Technical Specifications

Power Options

- Mains
- Battery
- Solar

Motor

- Tilt & Lift 12v RTS

Materials

- Aluminium Hardware
- Honeycomb Fabric

Finishes

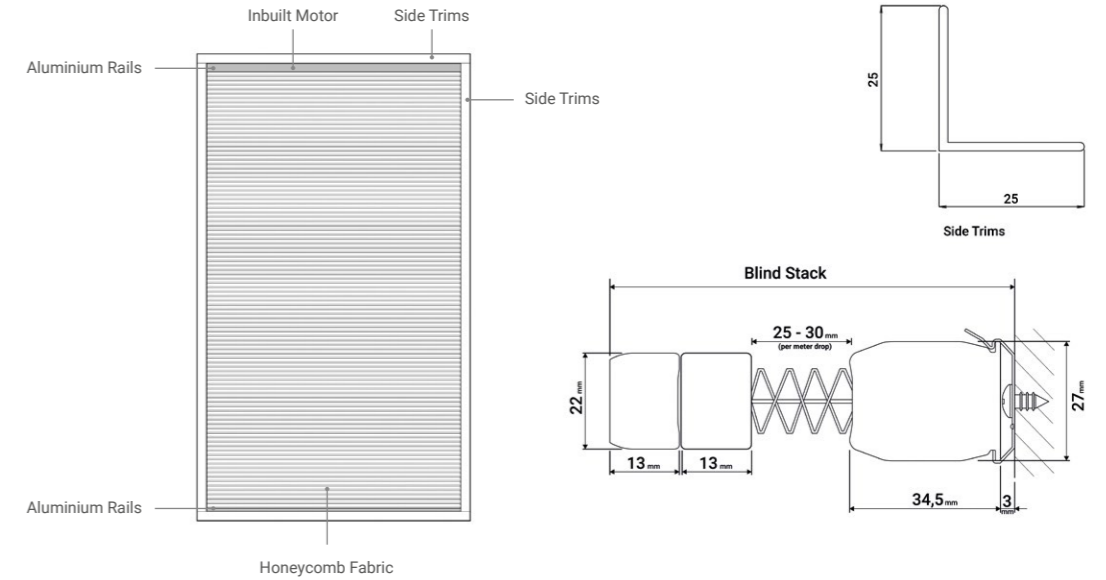
- White
- Anthracite
- Black
- Bespoke

Fitting Options

- Recess Mount

Frame Options

- L-Profile Side Trims





SonaSky Cord Guide

KEY

- **Spooling cord** – this white cord travels through the central section of the fabric. Cords are paired together as an 'extend & return' system. Cord pairs are spaced 20mm apart. Spooling cords are visible when the blind fabric is compressed closed.
- **Support nylon** – this semi-transparent nylon cord is fitted to provide fabric support. Nylon cords are visible when the blind fabric is compressed closed.

350MM - 699MM WIDE



700MM - 1100MM WIDE



1101MM - 1400MM WIDE



1401MM - 2200MM WIDE




2201MM - 3000MM WIDE



KEY

- **Spooling cord** – this white cord travels through the central section of the fabric. Cords are paired together as an 'extend & return' system. Cord pairs are spaced 20mm apart. Spooling cords are visible when the blind fabric is compressed closed.
- - - **Support nylon** – this semi-transparent nylon cord is fitted to provide fabric support. Nylon cords are visible when the blind fabric is compressed closed.



Products

SonaCell



SonaCell
Automated Cellular Blind



Surprisingly Smart Easy Control

Enhance any window with this high performance, automated blind. Combining style, functionality and technology, meet SonaCell, our intelligent cellular remote controlled duette blind. All of our blinds are hand finished by experts in our very own UK factory using the highest quality fabrics, German-engineered hardware and state-of-the-art componentry.



SonaCell Technical Specifications

Power Options

- Mains
- Battery
- Solar

Motor

- Tilt & Lift 12v RTS

Materials

- Aluminium Hardware
- Honeycomb Fabric

Finishes

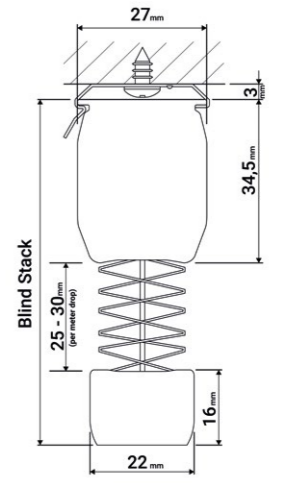

- White
- Anthracite
- Black
- Bespoke

Fitting Options

- Top Fix
- Face Fix

Frame Options

- Perfect Fit



Aluminium Rails



Discover the Power of Automation

All SONA products incorporate state-of-the-art technology that allows you to control your blinds exactly how you prefer. Connect with your handset, wall switch or smart device. Link to home automation equipment or a building management system for enhanced energy savings and child-safety.

Powered by Innovation

Tilt & Lift RTS Motor

The Tilt & Lift RTS motor provides raised, lower and intermediate positions with precision controls. This motor can be powered by 3 options; lithium-ion rechargeable battery, solar pack and mains power.



FEATURES	TILT & LIFT
Voltage	12V DC
Power options	<ul style="list-style-type: none">- Standard battery pack- Dual battery pack- Solar pack- Rechargeable battery pack- Lithium-ion rechargeable Battery
Power supply	9v DC – 14v DC
Battery life	Dependent on usage of motor and battery selected
Radio frequency	433.42 MHz
Speed	30 rpm
Adjustable Speed	15 – 30 rpm increment of 1 rpm
Torque	0,8 Nm
Noise Level	56dBA
Motor Size	200mm length




Lithium-ion Rechargeable Battery Pack

Enjoy the convenience of battery power with no requirement for wiring. Once the battery power expires, the rechargeable lithium-ion battery pack is charged with a simple plug-in charger.



Solar Pack

The energy efficient solar wand utilises Lithium-ion battery technology. This patented energy-saving technology uses sunlight to power the motorised blinds and requires charging less frequently.



Mains Transformer

A mains transformer provides a dedicated power supply to the motorised blind. The transformer is hardwired with the supply cable connected directly to the motor.




Simple Integration Complete Control

Integrating our intelligent blind into your Home Automation or Building Management System couldn't be simpler. Our blinds can be operated together with audio-visual, lighting and security mood and scene settings. Common integrations include, Control4, Lutron, Crestron, Google Home and Amazon Alexa.

Whether you're looking at residential or commercial property, automated shading and window blind control can significantly improve a building. Gain flexibility to manage your blinds in a way that benefits you.

Control4 LUTRON CRESTRON

amazon alexa Google Assistant



A Range of Colours to Suit Any Interior


Our fabrics are designed to add thermal control throughout the seasons. In warmer months, the honeycomb design reflects the sun's rays to keep the room cool, while in winter the cellular structure retains warmth by trapping air and creating an insulation blanket. The result is blinds that are more than just stylish. Save energy, stay warm and keep your room cool with our fabric range.

Blackout

Our blackout fabric is specially designed to shield light entering into the room, providing better privacy, reduced noise and increased sun protection.

Dimout

Our dimout fabric provides privacy and helps diffuse the amount of light entering a space. The perfect solution for those requiring light control.





Reliably Partnered For Your Success

**“Alone we can do so little;
Together we can do so much”**

Helen Keller

Building a long-term business relationship with our partners always focuses on our core values: commitment, respect, trust, customer care, and active support. We have a dedicated team of professionals who will work collaboratively and passionately to help you and your team achieve significant results and overcome business challenges.



Support at Every Step

Whether you require design advice, technical help or product specification guidance, we at SONA are on hand to help support you every step of the way.

From checking measurements on our bespoke software, to assuring your installation goes as smoothly as possible - we have got you covered.



Disclaimer: Please note the contents and information contained in this brochure are intended for general marketing purposes only and should not be relied upon. The imagery used in this brochure is indicative of style only. Colours may vary.

SONA

Contact

T. 01772 288 200

W. sonashades.com

E. info@sonashades.com

Address

Unit 496, Holly Place,
Preston, PR5 8AX, UK

**MADE IN
BRITAIN**

