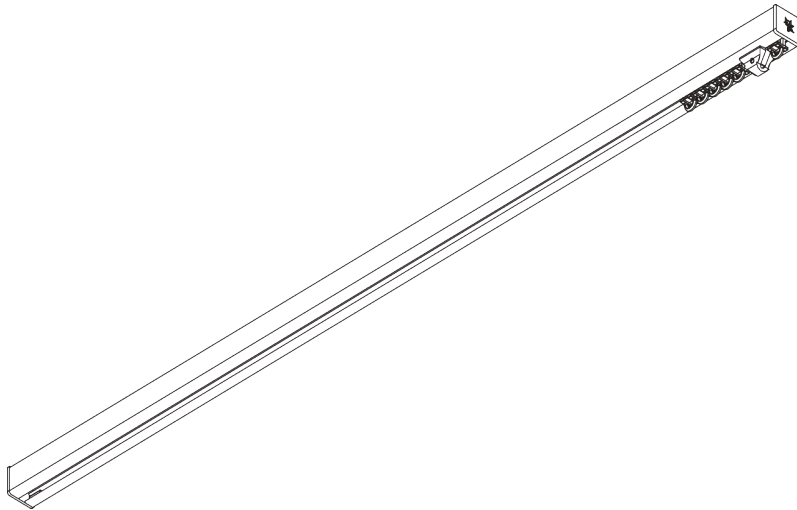
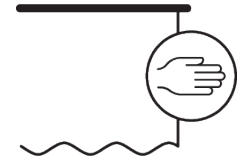


SG 6870



PRODUKTINFORMATIONEN

- **Bedienung:** Hand
- **Grösse:** M - L
- **Montage:** Decke, Wand, Nut
- **Farben:** weiss RAL 9016, schwarz RAL 9005 oder Aluminium farblos eloxiert, Sonderfarben möglich (Nutprofil nur weiss RAL 9016, schwarz RAL 9005 oder Sonderfarbe)
- **Stoffe:** siehe Silent Gliss Stoffkollektion

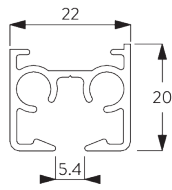
Merkmale:

- 2-Komponenten-Gleiter-Technologie (2C)
- Wave (2C)
- Biegsbar
- Biegsbares Nutprofil

SYSTEMSPEZIFIKATIONEN

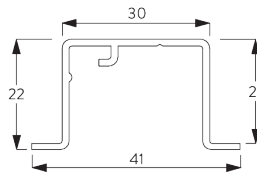
A. PROFIL

Profil- und Biegeinformationen



SG 11190
Profil

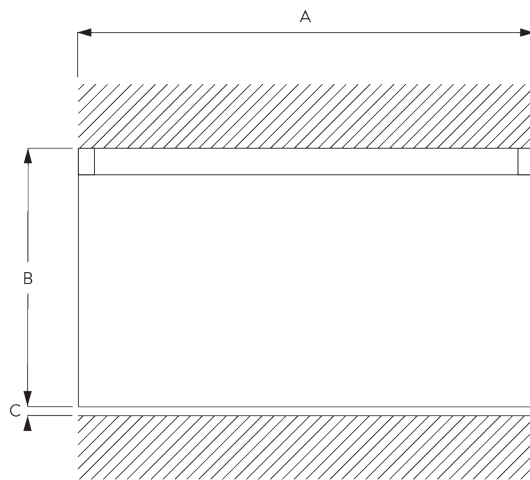
Radius:
✓ >26 cm



SG 11230
Nutprofil

Radius:
✓ 50 - 75 cm
>75 cm auf Anfrage

B. MASSAUFNAHME



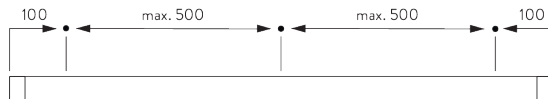
A: Systembreite
B: Systemhöhe
C: Abstand zwischen Boden und Behang

MONTAGE

A. MONTAGE- INFORMATIONEN

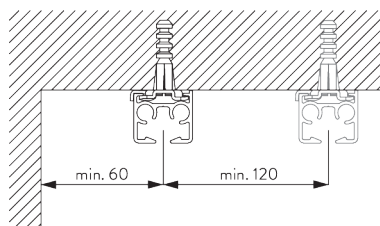
Detaillierte Montageinformationen siehe
Silent Gliss Website

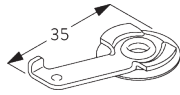
Montagepunkte



B. DECKEN- MONTAGE

Spanner SG 3825

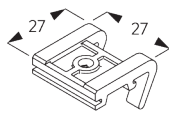
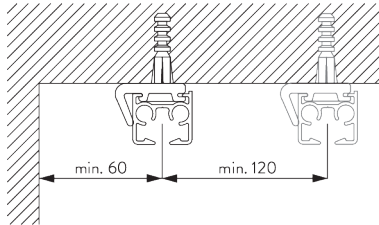




SG 3825

Spanner

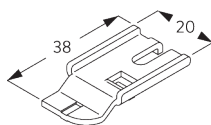
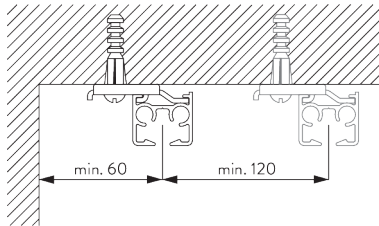
Träger SG 3826



SG 3826

Träger

Träger SG 3832

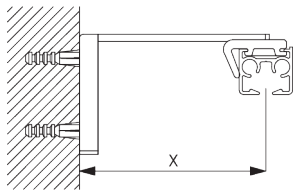


SG 3832

Träger

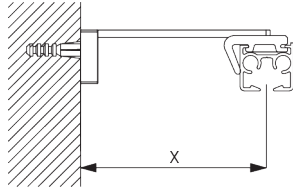
C. WANDMONTAGE

Smart Fix

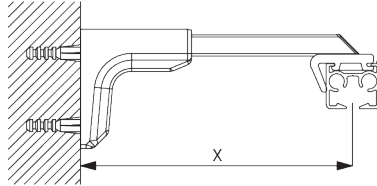


Smart Fix SG 11200 - SG 11205 und Träger SG 3826:
Benötigt Schraube SG 10492 (M4x8).

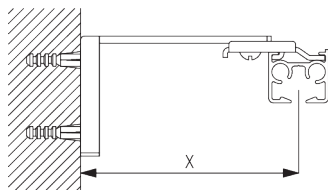
Smart Fix	X mm (SG 3826 / SG 3825)	X mm (SG 3832)
SG 11200 / SG 11210	52	70
SG 11201 / SG 11211	72	90
SG 11202 / SG 11212	92	110
SG 11203 / SG 11213	112	130
SG 11204 / SG 11214	142	160
SG 11205 / SG 11215	192	210
SG 11154	102-130	120-148
SG 11155	132-160	150-178
SG 11156	182-210	200-228



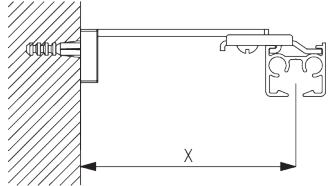
Square Smart Fix SG 11210 - SG 11215 und Träger SG 3826:
Benötigt Schraube SG 10492 (M4x8).



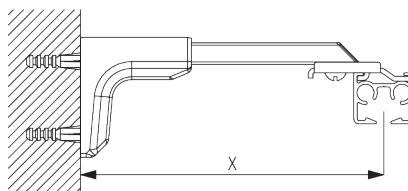
Universal Smart Fix SG 11154 - SG 11156 und Träger SG 3826:
Benötigt Schraube SG 10277 (M4x12).



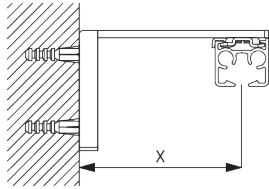
Smart Fix SG 11200 - SG 11205 und Träger SG 3832:
Benötigt Schraube SG 10492 (M4x8).



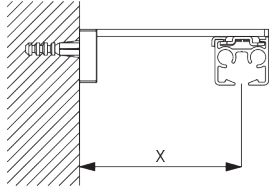
Square Smart Fix SG 11210 - SG 11215 und Träger SG 3832:
Benötigt Schraube SG 10492 (M4x8).



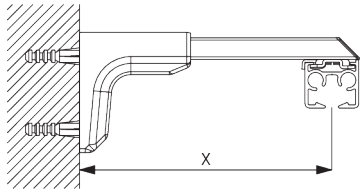
Universal Smart Fix SG 11154 - SG 11156 und Träger SG 3832:
Benötigt Schraube SG 10407 (M4x10).



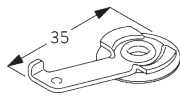
Smart Fix SG 11200 - SG 11205 und Spanner SG 3825:
Benötigt Schraube SG 10074 (M4x8).



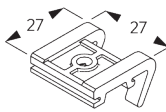
Square Smart Fix SG 11210 - SG 11215 und Spanner SG 3825:
Benötigt Schraube SG 10074 (M4x8).



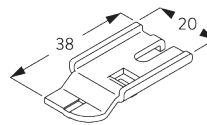
Universal Smart Fix SG 11154 - SG 11156 und Spanner SG 3825:
Benötigt Schraube SG 11158 (M4x12).



SG 3825
Spanner



SG 3826
Träger



SG 3832
Träger



SG 10074
Senkschraube M4x8



SG 10277
Linsenschraube M4x12



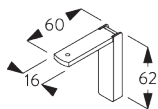
SG 10407
Linsenschraube M4x10



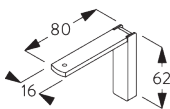
SG 10492
Linsenschraube M4x8



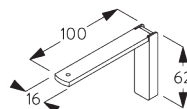
SG 11158
Senkschraube M4x12



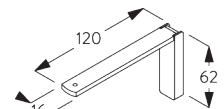
SG 11200
Smart Fix 60 mm



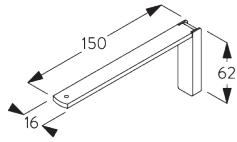
SG 11201
Smart Fix 80 mm



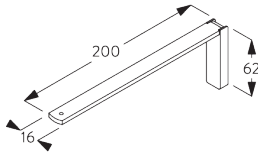
SG 11202
Smart Fix 100 mm



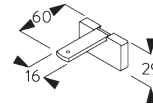
SG 11203
Smart Fix 120 mm



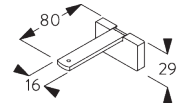
SG 11204
Smart Fix 150 mm



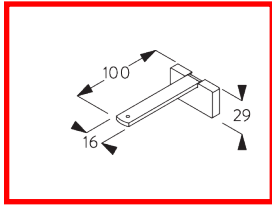
SG 11205
Smart Fix 200 mm



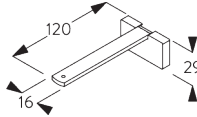
SG 11210
Square Smart Fix 60 mm



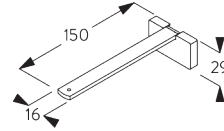
SG 11211
Square Smart Fix 80 mm



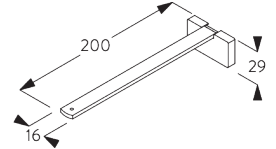
SG 11212
Square Smart Fix 100 mm



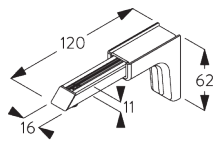
SG 11213
Square Smart Fix 120 mm



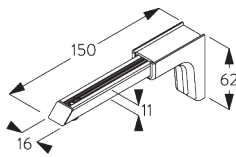
SG 11214
Square Smart Fix 150 mm



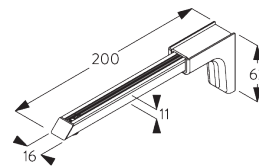
SG 11215
Square Smart Fix 200 mm



SG 11154
Universal Smart Fix 120 mm

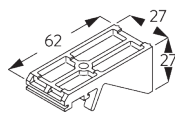
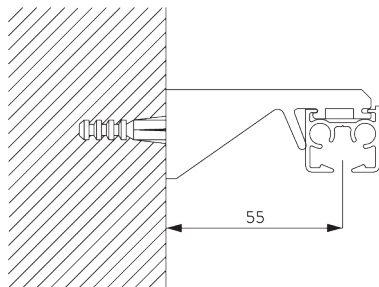


SG 11155
Universal Smart Fix 150 mm



SG 11156
Universal Smart Fix 200 mm

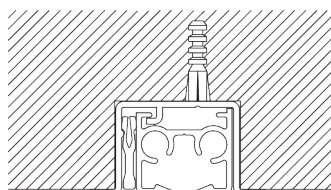
Träger SG 3836



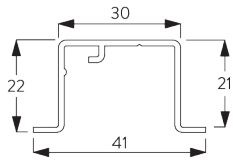
SG 3836
Träger

D. NUTMONTAGE

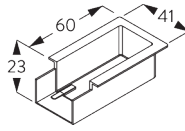
Nutprofil SG 11230



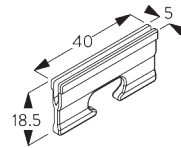
Eine Klammer SG 10157 pro Montagepunkt.
Detaillierte Nutmontage siehe Silent Gliss Website.



SG 11230
Nutprofil



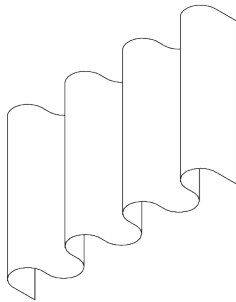
SG 11238
Nutmaske



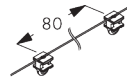
SG 10157
Klammer

SYSTEMOPTIONEN

A. WAVE



SG 11295



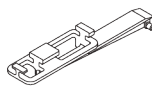
SG 11302



SG 2255



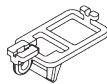
SG 2256



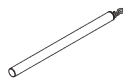
SG 6364



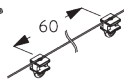
SG 6365



SG 6366



SG 10430-34



SG 11303

Standard Komponenten:

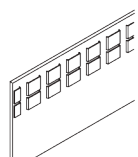
- SG 11295 Feststeller
- SG 11302 Wave-2C-Gleiterkordel 80 mm

Optionale Komponenten:

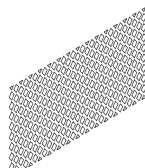
- SG 2255 Bremse
- SG 2256 Bremse
- SG 6364 Wave Verlängerung
- SG 6365 Wave Hänger
- SG 6366 Wave Träger für Schleuderstab
- SG 10430-34 Schleuderstab
- SG 11303 Wave-2C-Gleiterkordel 60 mm



SG 3582



SG 6349



SG 6363



SG 10075

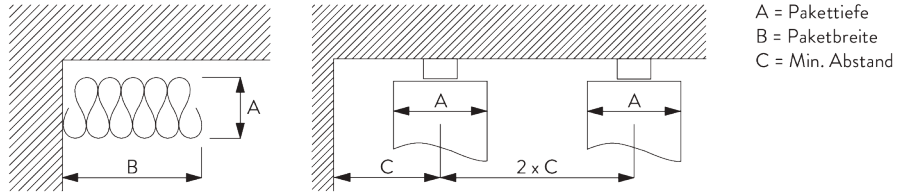


SG 10076

Vorhang Komponenten:

- SG 3582 Haken
- SG 6349 Wave Vorhangband
- SG 6363 Wave Bügelband
- SG 10075 Bleischnur 50 gr/m
- SG 10076 Beschwerung Seitensaum

Wave Paketbreite - 2C-Gleiterkordel (Standard Komponenten)




2C-Gleiterkordel SG 11302	Zwischen- laschen	Stoffzugabe	Pakettiefe A	Paketbreite B*	Min. Abstand C
80	6	~2.1	140	180 pro Meter System	90
80	7	~2.3	160	180 pro Meter System	100

2C-Gleiterkordel SG 11303	Zwischen- laschen	Stoffzugabe	Pakettiefe A	Paketbreite B*	Min. Abstand C
60	4	~2.1	100	230 pro Meter System	70
60	5	~2.3	120	230 pro Meter System	80

*Paketgröße B vergrößert sich um 150 mm pro Vorhangpaket bei Verwendung des optionalen Verlängerungsarms SG 6364!

KOMPONENTEN

A. STANDARD KOMPONENTEN



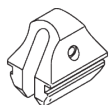
SG 3599
Haken



SG 3825
Spanner



SG 6065
Feststeller



SG 6086
Verschlussfeder



SG 11190
Profil

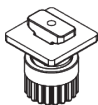


SG 11233
Enddeckel

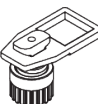


SG 11300
2C-Gleiter

B. OPTIONALE KOMPONENTEN



SG 2255
Brems



SG 2256
Brems



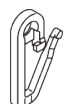
SG 3012
Haken



SG 3581
Haken



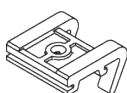
SG 3582
Haken



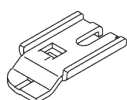
SG 3598
Öse



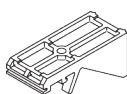
SG 3802
Profilverbinder



SG 3826
Träger



SG 3832
Träger



SG 3836
Träger



SG 6004
Öse



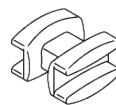
SG 6005
Haken



SG 6053
Verschlussfeder



SG 6057
Gleiter



SG 6082
Gleiter



SG 6094
Roller



SG 6098
Roller



SG 6146
Haken



SG 6240
Roller



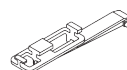
SG 6283
Roller



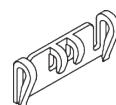
SG 6349
Wave Vorhangband



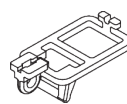
SG 6363
Wave Bügelband



SG 6364
Wave Verlängerungsarm



SG 6365
Wave Hänger



SG 6366
Wave Mitnehmer für Schleuderstab



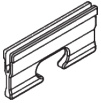
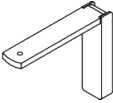


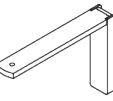
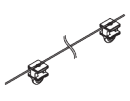

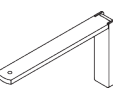
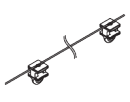
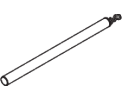
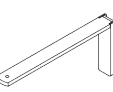

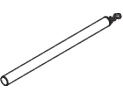
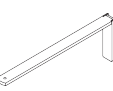
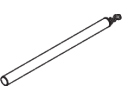
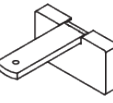
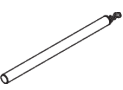
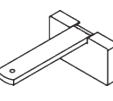
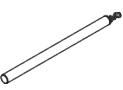
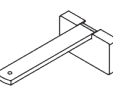

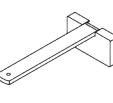
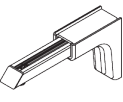
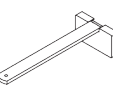
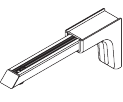
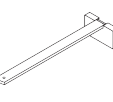
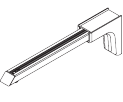
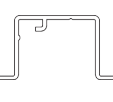

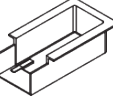
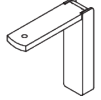
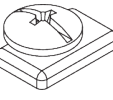
SG 10074
Senkschraube M4x8



SG 10075
Bleischnur 50 gr/m



SG 10076
Beschwerung Seitensaum

	SG 10157 Klammer		SG 11201 Smart Fix 80 mm		SG 11301 2C-Gleiter am Strip
	SG 10277 Linsenschraube M4x12		SG 11202 Smart Fix 100 mm		SG 11302 Wave-2C-Gleiterkordel 80 mm
	SG 10407 Linsenschraube M4x10		SG 11203 Smart Fix 120 mm		SG 11303 Wave-2C-Gleiterkordel 60 mm
	SG 10430 Schleuderstab 50 cm		SG 11204 Smart Fix 150 mm		SG 11305 2C-Gleiter für direktes Annähen
	SG 10431 Schleuderstab 75 cm		SG 11205 Smart Fix 200 mm		
	SG 10432 Schleuderstab 100 cm		SG 11210 Square Smart Fix 60 mm		
	SG 10433 Schleuderstab 125 cm		SG 11211 Square Smart Fix 80 mm		
	SG 10434 Schleuderstab 150 cm		SG 11212 Square Smart Fix 100 mm		
	SG 10492 Linsenschraube M4x8		SG 11213 Square Smart Fix 120 mm		
	SG 11154 Universal Smart Fix 120 mm		SG 11214 Square Smart Fix 150 mm		
	SG 11155 Universal Smart Fix 150 mm		SG 11215 Square Smart Fix 200 mm		
	SG 11156 Universal Smart Fix 200 mm		SG 11230 Nutprofil		
	SG 11158 Senkschraube M4x12		SG 11238 Nutmaske		
	SG 11200 Smart Fix 60 mm		SG 11295 Feststeller		

