

— Add Product

Certain fields are understandable for us by may not the first time users understand this.

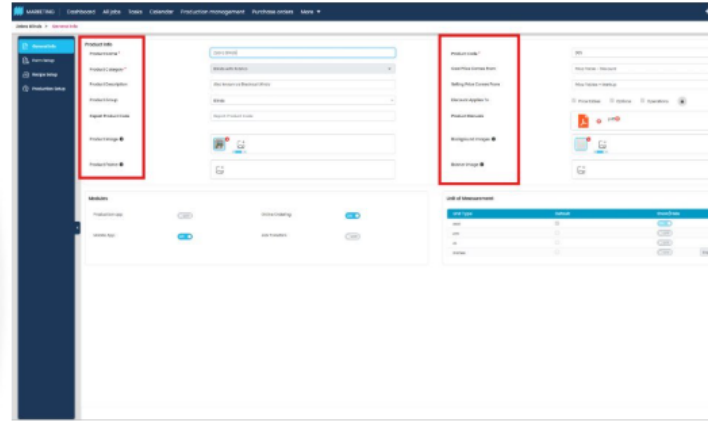
Need to give description for all the fields for users to identify and use the feature correctly.

Product Image

Product Frame

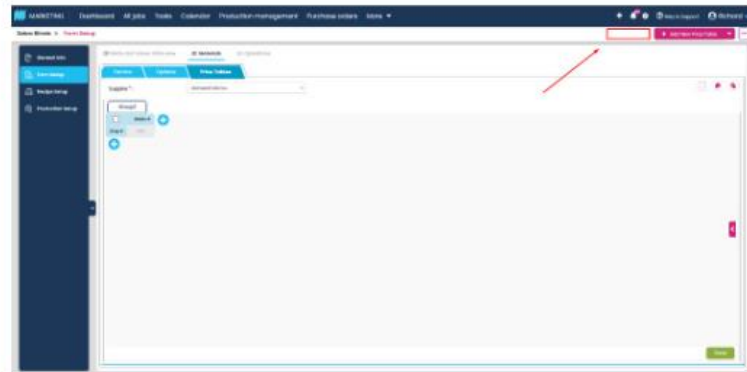
Background Images

Banner Image



The Product Manuals option is available in the General Settings, but it is not visible on the job screen for the person managing the order to view or download.

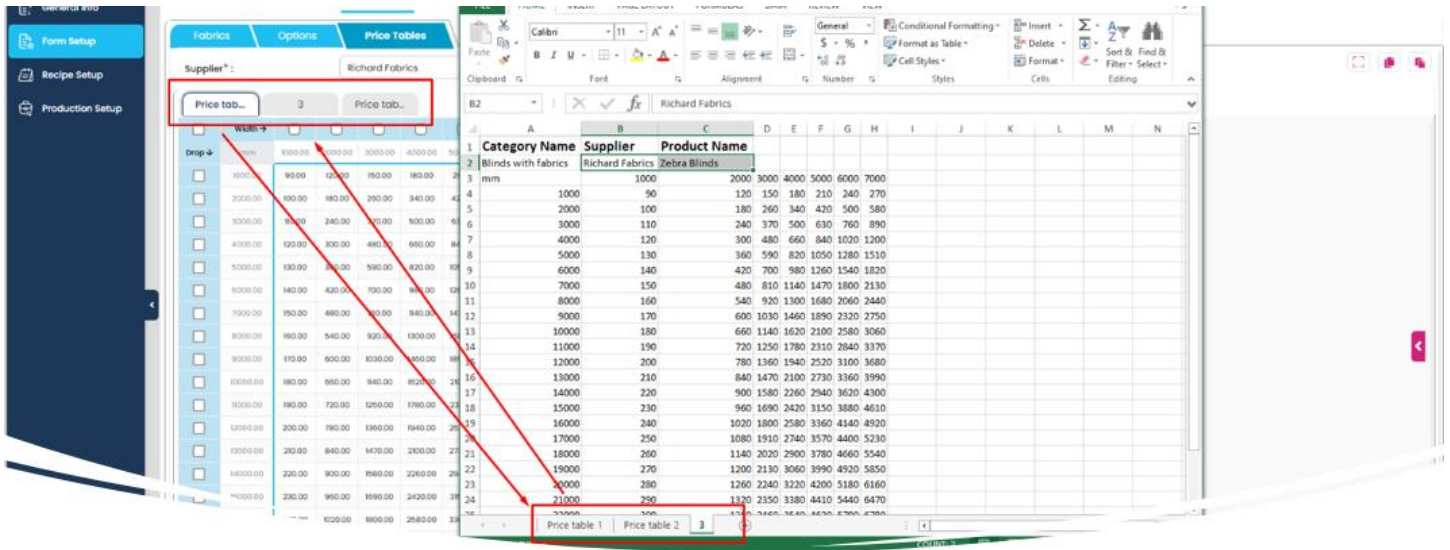
Make Import price table more visible



Mention width & drop for better clarity in sample price table format excel file

Category Name	Supplier	Product Name		
1	200	2000000	200	200
2	300	3000000	300	300
3	400	4000000	400	400
4				
5				
6				
7				
8				
9				
10				
11				
12				

Also, we need to give them clarity on how they can create multiple price table under the same excel sheet and upload



- While importing price table through excel the sequence is getting changed inside BM

Add New Process

Process Details

Process Name *

Process Code *

Assign a Color

Notes

Notes Mandatory

Account Type *

Process Link to *

Link Station

Description

process Load *

Process has Time

Process has Cost

Under form setup

- We need to ensure that the person creating a new product in our software understands why creating a new process is important for the product.
- Additionally, on the Add New Process pop-up, we need to clearly explain all the fields and their roles in the process.
- For example: Account Type – why it is required and what its role is.
- Furthermore, the Process Load option is slightly confusing and needs to be more self-explanatory. I initially thought I had to enter how many jobs this process could handle in a day. However, its purpose is entirely different – we actually need to enter it as a percentage.

