

STEEL
SINGLE POLE
QUOTE & ORDER

CUSTOMER INFORMATION

Company Name
Rosner Interiors

PROJECT INFORMATION

Project Name
Room
26960 Clark
Contact
PO

1 DIAMETER

- #19mm (3/4") #25mm (1") #38mm (1 1/2") #50mm (2")

2 FINISHES

- Polished Natural Steel Brass Toned Matte Brass Toned Antique Brass Ⓞ
 Bronzed Ⓞ Oil Rubbed Waxed Flint Ⓞ Coat Option Satin Ⓞ

3 FINIALS

- Standard Stud Medium Stud Large Stud Hammered Stud Button Stud
 Pebble Flared Stud Flared Disc Forged Disc Hammered Disc
 Ball & Collar Crystal Ball & Collar Hammered Ball & Collar Ribbed Ball & Collar Ball & Claw
 Twisted Knot Hammered Spear Double Ball Basket Tusk Jacob's Horn
 Loop Curling Leaf Square Rams Horn Reverse Square Rams Horn

4 BRACKETS

Single Brackets

- Side Qty 2
 Mid Qty 1
 Passing Qty 2
 60mm (2 3/8") Projection
 100mm (4") Projection
 Custom _____

Single Brackets - Covered

- Side Qty _____
 Mid Qty _____
 Passing Qty _____
 60mm (2 3/8") Projection
 100mm (4") Projection
 Custom _____

Ceiling Brackets

- Ceiling Qty _____
 Passing Qty _____

Recess Brackets

- Recess Qty _____

Adjustable Brackets

- Side Qty _____
 Mid Qty _____
 Passing Qty _____

Projection from wall _____

5 MEASUREMENT



- Straight Pole / Recess Pole A-B _____ Bay Pole

6 POLE INFORMATION

A Final Location

Please specify if your measurements exclude or include the final length.


- Excludes Final Length Includes Final Length



B Stacking Location

Please specify how the curtain will be stacked.

- Single Stack Pair Stack



7 RINGS

- Ring Qty 2 Passing Ring Qty 30

8 ACCESSORIES

Draw Rods

- Standard Stud Qty _____
 Ball & Collar Qty _____

Ombre

- Large Stud Qty _____
 Ball & Collar Qty _____

Hold Back

- Standard Stud Qty _____
 Ball & Collar Qty _____

Tie Back Hook

- Standard Stud Qty _____

9 DECLARATION

I confirm the given information & measurements are correct and on this basis wish to proceed with a Quote/Order.

SIGNED _____

DATE 18/02

THE BRADLEY
COLLECTION

www.bradleycollection.com

UK & REST OF THE WORLD

info@bradleycollection.com

USA & CANADA

info.us@bradleycollection.com

BAY MEASUREMENTS

CUSTOMER INFORMATION
 Company Name Posner Interiors

PROJECT INFORMATION
 Project Name 26960 Clark
 Room _____
 Contact _____
 PO _____

- DIRECTIONS FOR MEASURING A BAY**
- Use a metal tape measure and ensure you have help.
 - Measure the wall at the height the pole will be fitted.
 - Mark measuring points lightly with pencil to ensure consistency.
 - Measure wall dimensions not pole dimensions.



BRADLEY BAY CHECKER +
 Bays can also be measured using our app
 Scan the QR code or search in App Store & Google Play
www.bradleycollection.com/digital-toolbox/app/

1 DIAMETER & COLLECTION

- Gliderpole**
- ø36mm (1 1/4") Hand drawn
 - ø27mm (1 1/4") Hand drawn
 - ø27mm (1 1/4") Hand drawn
 - ø23mm (1 1/4") Hand drawn
 - ø30mm (1 1/4") Hand drawn
 - ø30mm (1 1/4") Corded
 - ø50mm (2") Hand drawn
 - ø50mm (2") Corded
- Steel**
- ø19mm (3/4")
 - ø25mm (1")
 - ø38mm (1 1/2")
 - ø50mm (2")
- Mio**
- ø19mm (3/4")
 - ø25mm (1")
 - ø30mm (1 1/4")
 - ø38mm (1 1/2")
 - ø50mm (2")
- Elysion**
- ø30mm (1 1/4")
 - ø38mm (1 1/2")
 - ø50mm (2")
- Glide**
- ø30mm (1 1/4")
 - ø38mm (1 1/2")
- Drive**
- ø38mm (1 1/2")
- Eclipse Wood**
- ø50mm (2")
- Float**
- ø30mm (1 1/4")
 - ø38mm (1 1/2")
- Eclipse**
- ø38mm (1 1/2")
 - ø50mm (2")
- Linear**
- Lutron
 - Somfy
 - Silent Gliss

2 BAY TYPE & MEASUREMENT Please pick the bay type and complete the corresponding measurements

One Bend Bay

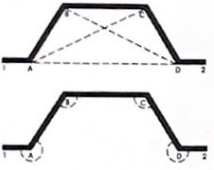


Wall Measurements
 A-B _____
 B-C _____

Cross Measurement
 A-C _____

Optional Angle
 B _____

Two Bend Bay



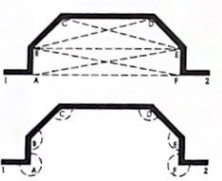
Wall Measurements
 A-B 1000 mm
 B-C 980 mm
 C-D 1000 mm

Cross Measurements
 A-C _____
 B-D _____
 A-D 2520

Optional Angles
 A _____
 B 139.5°
 C 141.5°
 D _____

Optional Return Bends
 1-A _____
 2-D _____

Four Bend Bay



Wall Measurements
 A-B _____
 B-C _____
 C-D _____
 D-E _____
 E-F _____

Cross Measurements
 B-D _____
 C-E _____
 B-E _____
 A-E _____
 B-F _____
 A-F _____

Optional Angles
 A _____
 B _____
 C _____
 D _____
 E _____
 F _____

Optional Return Bends
 1-A _____
 2-D _____

For optional return bends, refer to the specification guide for availability, minimum projection & wall space requirement

DECLARATION Please ensure all sections are complete and note that errors made on this form could mean your bay system will not fit correctly. Bay systems cannot be exchanged, replaced or refunded. I confirm the given measurements are correct and on this basis wish to proceed with an ORDER

SIGNED _____ DATE 18/02

THE BRADLEY COLLECTION

www.bradleycollection.com

UK & REST OF THE WORLD
 info@bradleycollection.com

USA & CANADA
 info.us@bradleycollection.com