

GRANTS

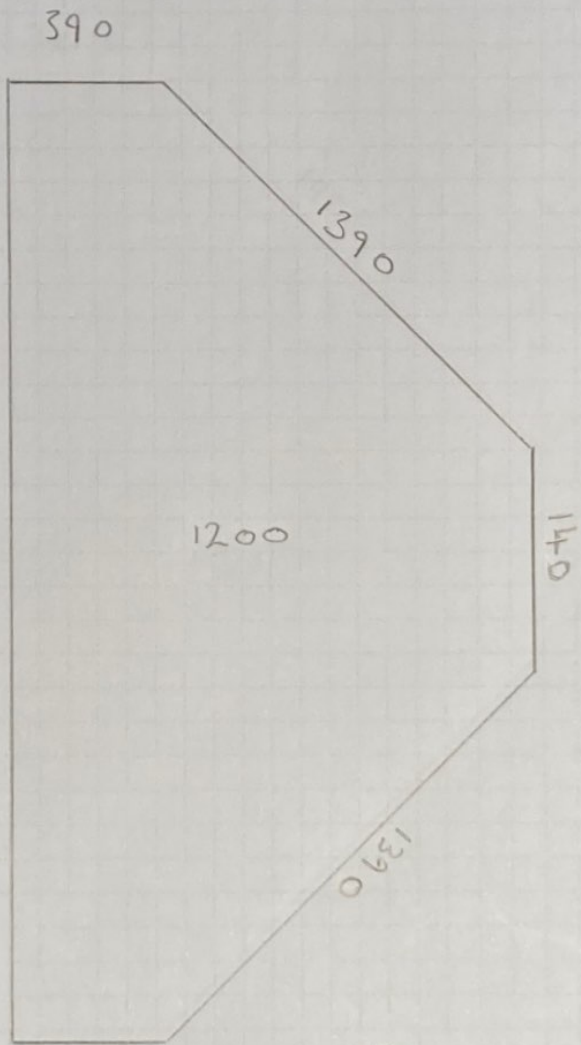
Drawing survey order form

LIVING ROOM FRONT

Project No / Name / Postcode		Date	Installer Name	Sheet No. of	Install Height
PGE		20/03	Mott	Manual or motor 12v 24v?	24v ✓
Fabric name and colourway		JESS JENNINGS		Cord Colour	WHITES
FEATHERS & WHITES		B/O or Privacy		Privacy	Into Blindspace Y/N
Wires positions		Correct top rail size		Privacy	Y
Completed accessory sheet		Wires positions		Privacy	-

Room: **(1)**
 S Pellets:
 Sloping pellets:
 C Channels:

CANBOUARD FEATHER & WHITE PRIVACY



HEIGHT ✓
 CENTRELINE TOP RAIL ✓
 * REDUCE MOTOR RAIL *
 SOMM EACH SIDE

I am happy with what has been discussed on survey:
 Client / Client representative signature:

Print name:

Date:

PREV 245 POINT

GRANTS

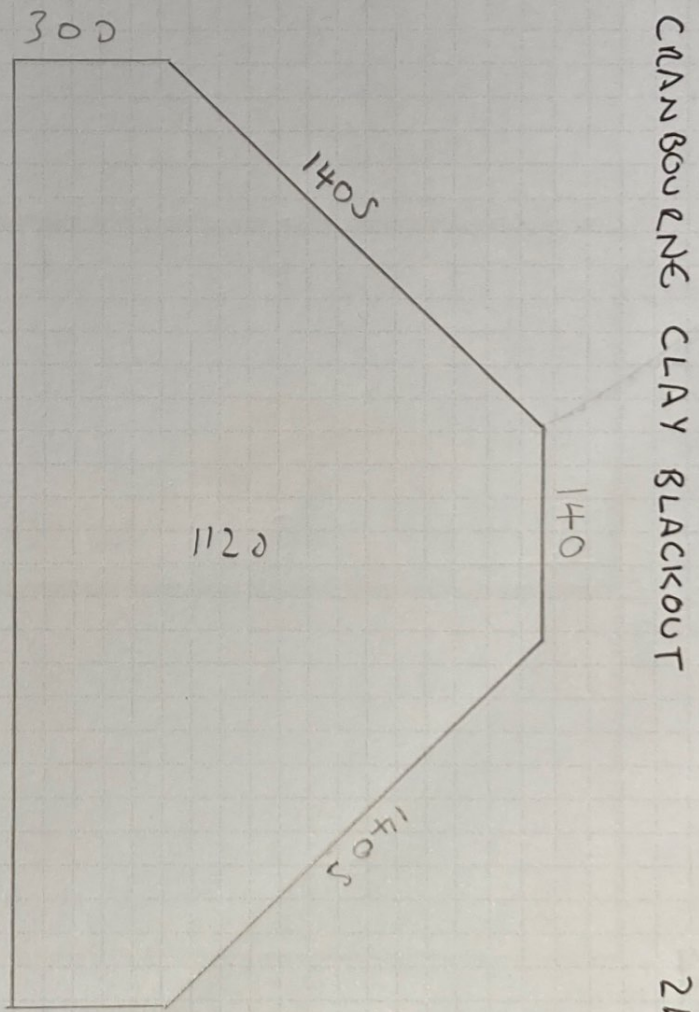
Drawing survey order form

MASTER BEDROOM

Date 20/03		Installer Name Matt	Sheet No.....Of	Install Height
Project No / Name / Postcode P16354	JESS JENNINGS	CLAY 8/0	Rail Colour WHITE	Manual or motor 12V 24V? 12V 24V
Blind Type PGE	Fabric name and colourway	direction of draw	Cord Colour	Into Blindspace Y/N Y
Drawings check list	Width	Drop	Angles cut-outs	B/O or Privacy B/O
			direction of draw	Wires positions
			light gaps	Corrected top rail size
			correct top rail size	Completed accessory sheet

Room:
 S Pelmet:
 Sloping pelmets:
 C Channels:

(2)



24V

HEIGHT ✓
 CENTRELINE TOP RAIL ✓
 REMOVE MOTOR RAIL ✗
 50MM EACH SIDE ✗

I am happy with what has been discussed on survey:
 Client / Client representative signature:

Print name:

Date:

PREV 245 POINT

GRANTS

Drawing survey order form

Project No / Name / Postcode		Date	Installer Name		Sheet No.....Of	Install Height	
P16354 JESS JENNINGS		20/03	MATH			24V 12V	
Blind Type	Fabric name and colourway	Rail Colour	Cord Colour		Manual or motor 12v 24v?	Into Blindspace Y/N	
MOTORISED ROMANS	JESS JENNINGS					N	
CUSTOMERS FABRIC		B/O or Privacy	Wires positions		Completed accessory sheet		
CUSTOMERS FABRIC			30				
Drawings check list	<input checked="" type="checkbox"/> Width	<input type="checkbox"/> Drop	<input type="checkbox"/> Angles	<input type="checkbox"/> cut-outs	<input type="checkbox"/> direction of draw	<input type="checkbox"/> light gaps	<input type="checkbox"/> correct top rail size

3 x ROMANS BLINDS - ONE HEADRAIL

12V if possible please

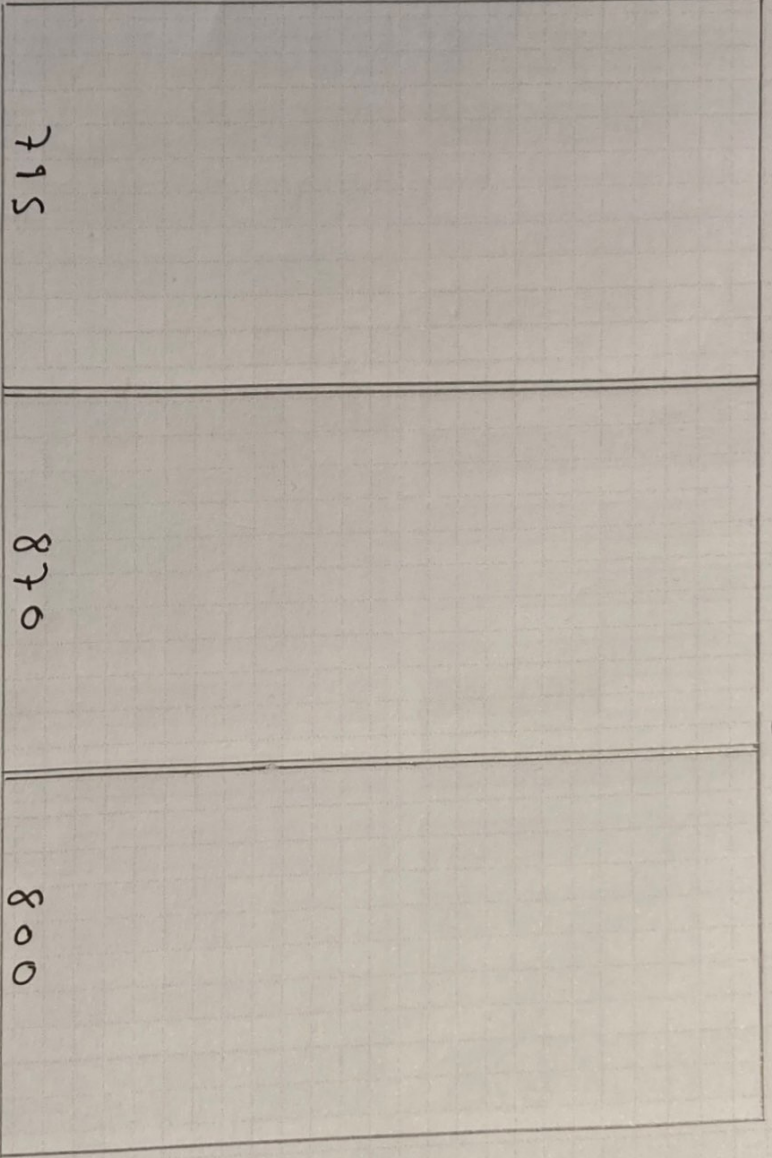
Room: 3

S Pelmet:

Sloping pelmet:

C Channels:

1310



I am happy with what has been discussed on survey:
Client / Client representative signature:

Print name:

Date:

Customer: J2NNWGS
 Hardware Colour: WHITE
 Xerios: _____
 Surveyor: MART
 Date: 20/03
 Total No Blinds: 4
 Sheet: of _____

Code	Electrical Controls	QTY
1	Situo 1 RTS Pure	1
1	Situo 5 RTS Pure	1
	Tellis 6 Chronis RTS Pure with timer control	
	Tellis 16 RTS Pure	
	W/S Centralis RTS single channel	
	W/S Smooove 1 single channel	
	W/S Smooove origin 4, Four channels	
	W/S Smooove Frame	
	Colour:	

Code	Power Supplies/Receivers	QTY
7	HT-24 Strip PSU	7
3	12-24v step up	3
	Antimeo Power 4.5 DC 24V PSU	
	Meanwell HLG-150H-12V Silver PSU	
	Somfy 12VLI-ION Battery (with mounting clips)	
	Charger for 12V I-ON	
	DC RTS Receiver Integral	
3	DC RTS Receiver External	3
	RS485 RTS Transmitter	
	Dry Contact Transmitter with surface mount box	

REF	Type	Length	QTY	Clips Required
1	10DL (Deluxe Large)	140	1	10S
2	"	140	1	10P (25 X 25 Angle)
3	"	MW to confirm	1	10P

Code	Clip Components	QTY
10	Back with no bracket attached	10
10	M4 X 4 Bolt for clip	10
	M4 X 6 Bolt for Clip	

Notes:

Code	Bracket Description	Quantity
	Top Fix	10
	Top Fix Electric	20
	Face Fix	
	Face Fix Electric	
	H/D Face Fix	
	H/D Face Fix Electric	
	H/D Face Fix Reverse	
	H/D Face Fix Reverse Electric	
	Extended Face Fix	
	Extended Face Fix Electric	

Code	Point Bracket Surface Mount (with clips, no legs)	Quantity
	69mm DS Profile	
	69mm DL Profile	
	104mm DS Profile	
	104mm DL Profile	
	129mm DS Profile	
	129mm DL Profile	

Code	Point Bracket Rebate Fit (with clips, + legs)	Quantity
	67mm AM profile + legs	
	67mm Deluxe profile + legs	
	102mm AM profile + legs	
	102mm Deluxe profile + legs	
	127mm AM profile + legs	
	127mm Deluxe profile + legs	

Code	Free hanging pinoleum Brackets	QTY
	Spring fitting for chair blind	
	Spring fitting extension bracket	
	Louverite wooden head roll silver bracket	
	Feature wooden head roll brass bracket	
	Brass Cleat	
	Chrome Cleat	
	Clear Cleat	

Code	Manual Operating Poles/tensioner	QTY
	2000mm Pole std pleated/pinoleum system	
	3000mm length std pleated/pinoleum system	
	Xerios pole	
	Custom Size:	
	Xerios Tension tool (red handle)	

Code	Miscellaneous	QTY
	Angle bracket (leg) single hole with Grub screw	6
	Angle Bracket (leg) countersunk double hole	6
	Circular wire fixing set of three/tube spacers	
	Wedges	
	Wedges	
	Plastic Infill White	
	Size:	
	Plastic Infill Brown	
	Size:	