A1

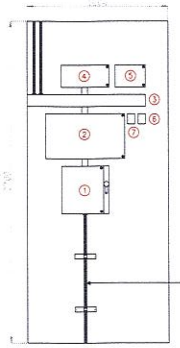

Downtakings list of switchgear equipment:

1. MEM 100A main isolator / switch
2. MEM 100A section board
3. 100mm x 100mm metal trunking
4. MEM 30A ground floor power & lighting board
5. MEM 20A corridor & fire exit board
6. MEM 15A 230V switch
7. MEM 15A 230V switch

Existing XLPE/SWA sub-main cable to be retained and re-utilised.

EXISTING SWITCHGEAR (DOWNTAKINGS) - SCALE @ 1:20

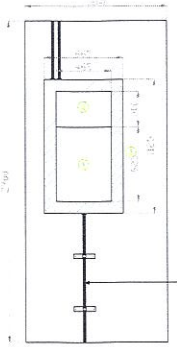

Downtakings list of switchgear equipment:

1. HAGER 125A TP&N 8-way distribution board (JK108BG)
2. HAGER 125A 18-way 1 row DIN top extension box (JK118E)
3. 100mm x 100mm galv. trunking

Notes:

A. New DIN rail enclosure to house existing cabling originally fed from existing MEM switchgear.

Existing XLPE/SWA sub-main cable to be retained and re-utilised.

NEW SWITCHGEAR (PROPOSED) - SCALE @ 1:20

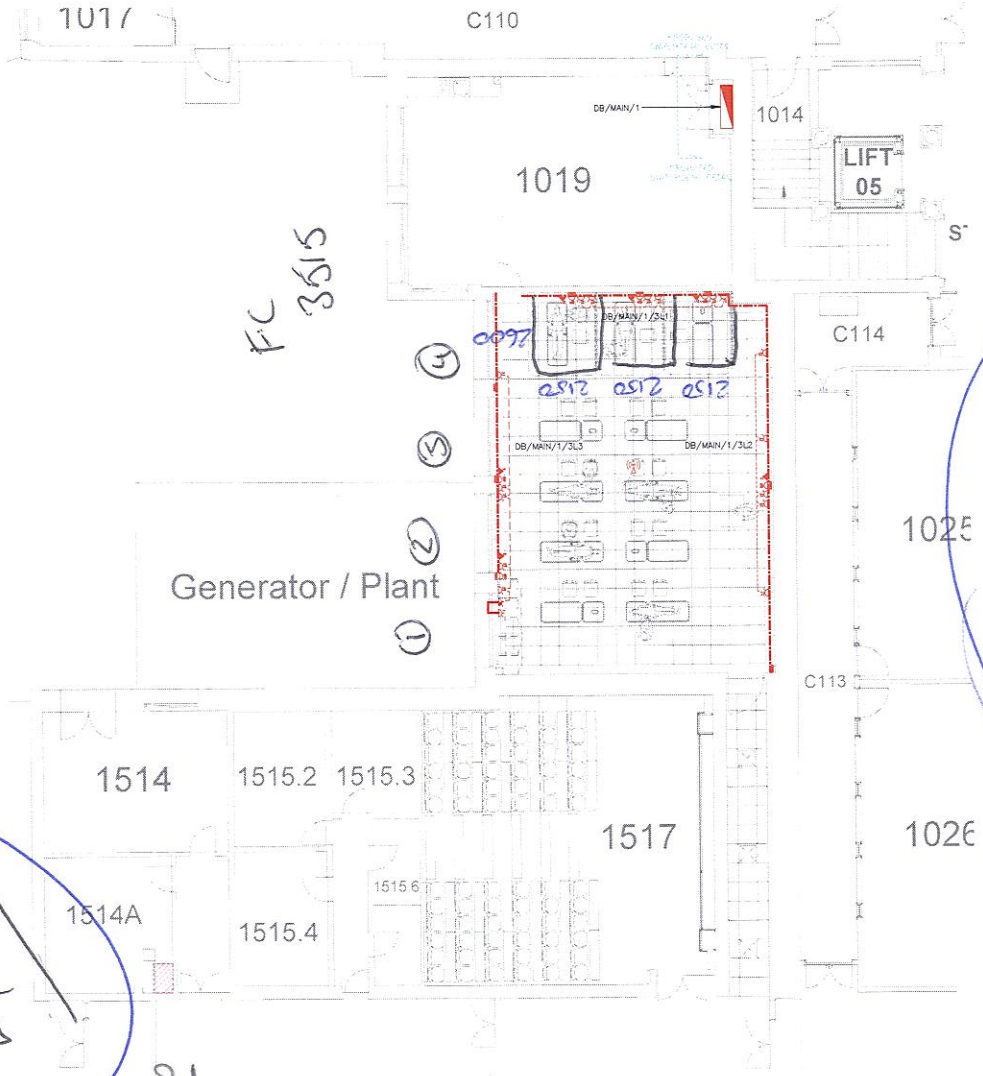


Notes:

1. All electrical works shall be carried out in accordance with BS7671:2018 requirements for electrical installation, IEE wiring regulations, 18th edition, including all amendments and guidance notes.
2. Wiring the installation shall generally be flush / concealed within building fabric throughout, except in the locations following – false ceiling voids, plant rooms, electrical intake room, main switchgear room, external stores, external locations and areas where no false ceiling is present.
3. All wiring accessories shall be labeled with the circuit reference.
4. Wiring installation shall comprise of twin & earth cabling, run on cable tray where required (above false ceilings in offices). Steel conduit shall be installed in any surface installation, internally, below false ceiling level or where no false ceiling is present. Galvanised steel conduits shall be used in plant rooms, external stores, workshop areas and external locations.
5. All distribution & control equipment must be installed in accessible locations to facilitate maintenance.
6. All switched and un-switched fused connection units to be engraved red on white.
7. Ring power circuits to be wired in 2.5mm² twin & earth cabling, protected by a 32A type B RCBO.

Legend:

- TP&N distribution board.
- 13A switched twin socket outlet.
- 13A switched single socket outlet.
- 13A switched fused connection unit.
- AV brush plate (installed on vertical section of dado trunking).
- Dual data outlet.
- Existing wireless access point (1nr to be retained / re-utilised).
- 3-compartment trunking (Atkore Marco Elite 3).
- 3-compartment trunking riser (Atkore Marco Elite 3).
- Existing data cabinet (to be retained).

GC14998 /11416

FC 3515

FM3512 LL
FF 3@2580 x 1750
FM3550 LH, RM, LH

ON 2836

FM3560
1 2380 x 1770
2 2455 x 1770
3 2450 x 1770
4 2385 x 1770 RH
RH, LH, LH, RH
ON 2834

No odd two for approval

Rev FA01 - For approval first issue. KDB - 17.03.25

jgm BUILDING SERVICES SOLUTIONS
Unit 6, Riverview Business Park, Perth, PH2 8DF
Tel: 01738 310 674
Email: perth@jgm.co.uk

Client: Abertay University, Bell Street, Dundee, DD1 1HG

Project: Refurbishment of Rooms 1022 & 1023 to form Sports Therapy Lab, Dundee

Title: ELECTRICAL SERVICES
Proposed Room 1022 (Sports Therapy Lab)
Small Power & Data Layout

FOR APPROVAL

Scale: 1:20@A1 | Drawn by: KDB | Checked: AC | Date: March 2025
Job number: | Revision: FA01
Drawing number: AST-JGM-B1-ZZ-DR-E-62-0001