

Goldcrest

Unit 10 Springkerse Trade Park,
 Craigleith Road, Stirling FK7 7GN
 t: 01786 447647
 info@goldcrestfurnishings.co.uk
 www.goldcrest-blinds.co.uk

Customer's Name MARY FINLAY
 Address 2 CEDAR AVENUE
STIRLING
 Post Code FK8 2PF

Tel. home	
Tel. work	
mobile	<u>07836-612068</u>
email	

DATE MEASURED/ORDERED
<u>27 / 9 / 24</u>

Measured By:
<u>RONNIE</u>

CURTAINS	
PLEATED	<input checked="" type="checkbox"/>
ROLLERS	
ROMANS	
SHUTTERS	
VENETIAN	
VERTICALS	
VISION	
WOODEN	

SPECIAL INSTRUCTIONS				
P/CUST				
NET				
PRESS				
RADIO				
MAG.				
VAN				
RECC.				
SHOP				
TV				
YELL P				
OTHER				

7437

Fitted By	DATE	DAY	AM	PM

alum	anthracite	black	brown	champ-gold	chrome	silver	white	recess size	motorised	wood fix	stone fix	brackets top	brackets face

Room	Width	Drop	Slat Size	Colour	Control LH or RH	Fitting Height	Price
<i>ONSCENERY, LOOK L TO R</i>							
	<u>ROUGH SIZES</u>						
1	<u>940</u>	<u>1730</u>	<u>STANDARD</u>	<u>PATINA SHELL GOLD.</u>			<u>£ 300</u>
2	<u>1010</u>	<u>1730</u>	<u>"</u>				<u>£ 300</u>
3	<u>1000</u>	<u>1730</u>	<u>STANDARD</u>				<u>£ 300</u>
4	<u>825</u>	<u>1600</u>	<u>"</u>				<u>£ 300 236</u>
5	<u>820</u>	<u>11</u>	<u>"</u>				<u>£ 300 236</u>
6	<u>820</u>	<u>11</u>	<u>"</u>				<u>£ 300 236</u>
7	<u>11</u>	<u>11</u>	<u>"</u>				<u>£ 300 236</u>
8	<u>11</u>	<u>11</u>	<u>"</u>				<u>£ 300 236</u>
	<u>11</u>	<u>1730</u>	<u>STANDARD</u>				<u>£ 300 236</u>

SAFETY DEVICES SUPPLIED WITH GOODS MUST BE FITTED BY US AT THE TIME OF INSTALLATION. IF YOU REFUSE TO ALLOW A SAFETY DEVICE TO BE FITTED, THEN THE GOODS WILL NOT BE INSTALLED, AND UNDER THESE CIRCUMSTANCES YOU WILL STILL BE LIABLE TO PAY THE FULL PRICE UNDER YOUR CONTRACT. YOU ARE STILL BOUND TO ACCEPT DELIVERY OF THE GOODS AND TO PAY FOR BOTH THE FITTING AND INSTALLATION EVEN ALTHOUGH INSTALLATION HAS NOT BEEN CARRIED OUT.

I have ordered the above goods and agree to pay 50% deposit and remaining balance on date of fitting. If payment is not made in full at that time Goldcrest Blinds, has the right to remove the goods until full settlement is made. Title of the goods does not pass to the customer until payment has been made in full. Declaring that there shall be no liability for normal damage occasioned by such removal.

TOTAL PRICE £ 2300

DEPOSIT £ 1150.00

BALANCE £ 1150.00

PRICE ACCEPTANCE Customer's Signature
PAID OVER PHONE

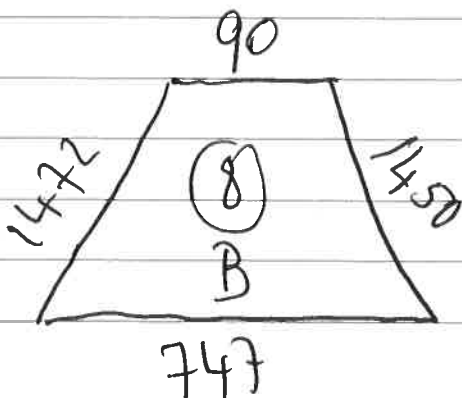
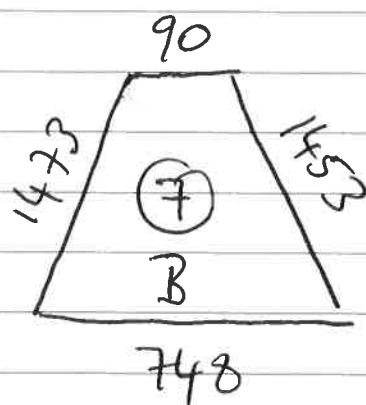
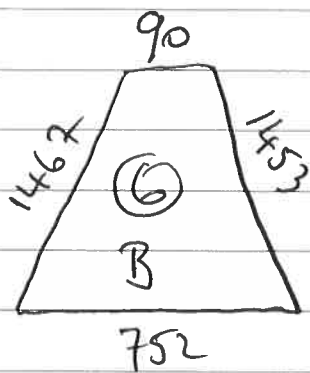
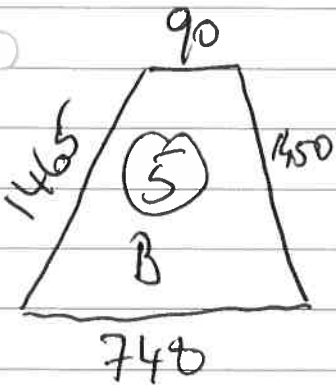
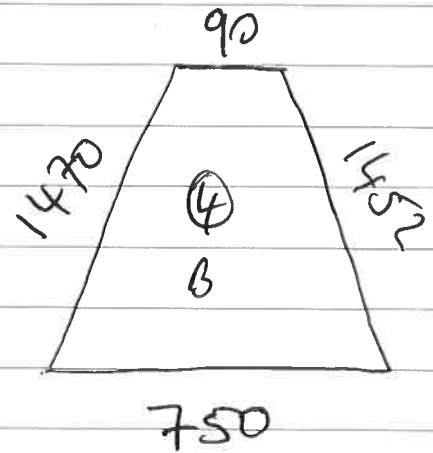
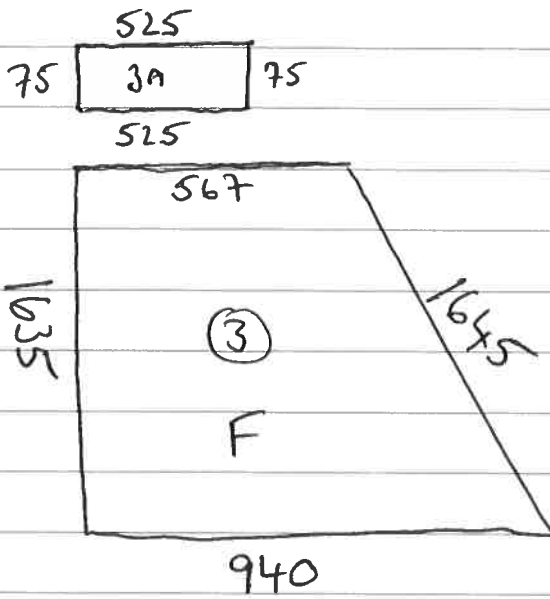
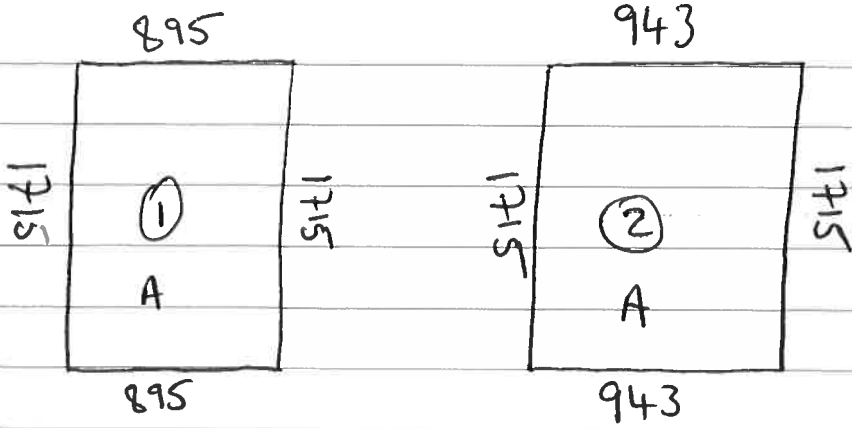
CASH	CHEQUE	CARD	<input checked="" type="checkbox"/>
------	--------	------	-------------------------------------

ALL BLINDS TO BE PAID FOR AT TIME OF FITTING



FINLAY

GC 7437.



Customer Name FINLAY
 Address GC 7437
 Post code

Order No
 Style: Roof
 Frame colour: White Brown
 Roof style: Flush Recess Hybrid
 Recess Straight Slope
 Roof Base fitting: Butt up to fascia Drop behind fascia

Measured by Date

Style: Windows/doors Skylight
 Frame colour: White Brown Silver Black
 Golden Oak Mahogany Anthracite
 Window depth: mm

* PLEASE CONFIRM ALL MEASUREMENTS TO BE IN MILLIMETRES & TAKEN FROM A WORMS EYE VIEW

Blind Number	Shape A - G	Base width (mm)	2 (mm)	3 (mm)	4 (mm)	5 (mm)	6 (mm)	Cowling to apex mark	Ridge allowance	Special Instructions	Skylight Codes Model No. Code No.
1	A	895	1715	895	1715					Yes / No	
2	A	943	1715	943	1715					Yes / No	
3	F	940	1635	567	1645					Yes / No	
4	B	750	1470	90	1452					Yes / No	
5	B	748	1465	90	1450					Yes / No	
6	B	752	1467	90	1453					Yes / No	
7	B	748	1473	90	1453					Yes / No	
8	B	747	1472	90	1450					Yes / No	
3A	A	525	75	525	75					Yes / No	
										Yes / No	
										Yes / No	
										Yes / No	
										Yes / No	
										Yes / No	
										Yes / No	
										Yes / No	
										Yes / No	
										Yes / No	
										Yes / No	

Special Instructions

Obstruction type	Blind or drawing no.	LHS or RHS	1 (mm)	2 (mm)	3 (mm)	4 (mm)	5 (mm)	6 (mm)

- Blind type: Roller
 Pleated 20mm
 Cellular
 Venetian: Wood 25mm
 Alum 25mm
 Alum 16mm

Fabric range:

Colourway:

Drawings/ Notes

- Number each drawing
- Indicate with a number the points between which each measurement has been taken
- Record each measurement in special instructions box above