

8

9

**NOTES:**

Shutter Color:Timeless White(覆盖色)

Hinges Color:White(白色)

Qty(数量): 1

Material(材质): Balmoral Pine Wood(松木)

Configuration(窗扇结构): L-DR,IN, 4Side, 41.3mm Astrigal, Deep Plain L Frame 60mm

Tilt rod type(拉杆类型): Easy tilt rod(齿条拉杆)

Louvre Quantity(叶片数量): 38

Louvre Size(叶片尺寸): 473mm

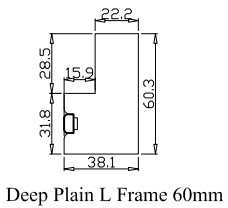
Rail Size(上下板尺寸): 524.7mm

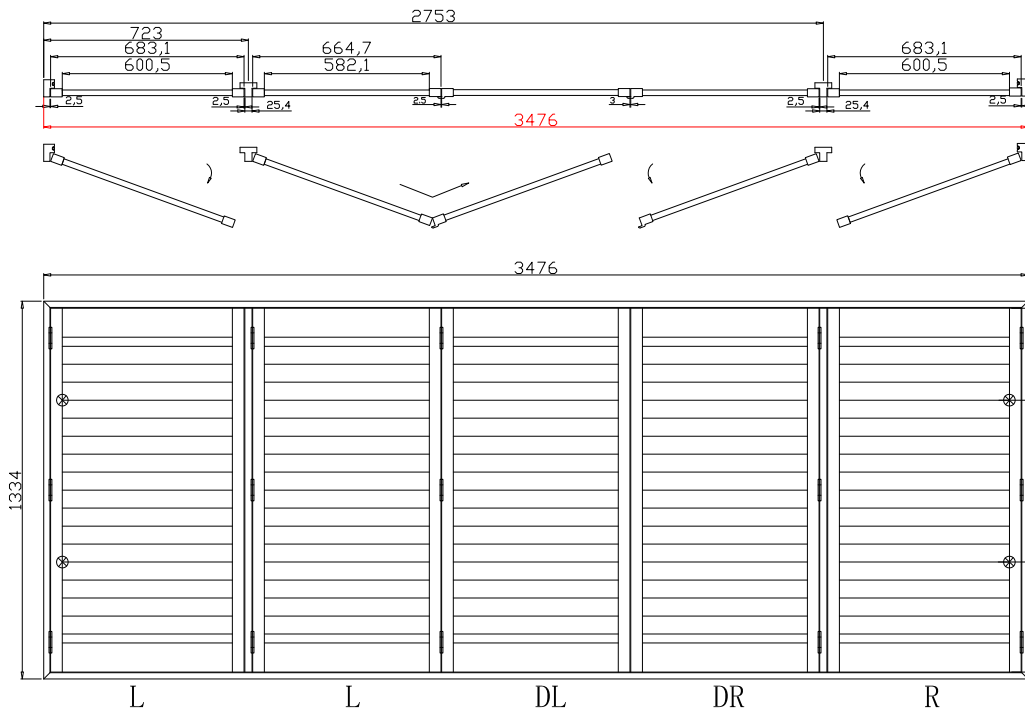
Order No(订单号):SUS 19 Watson

Item(序号): 1

Room(房间号):Study

Louvre Size(叶片类型): 76mm





8

9

NOTES:

Shutter Color:Timeless White(覆盖色)

Hinges Color:White(白色)

Qty(数量): 1

Material(材质): Balmoral Pine Wood(松木)

Configuration(窗扇结构): LTL-DRTR,IN, 4Side, 41.3mm Astrigal, Deep Plain L Frame 60mm

Tilt rod type(拉杆类型): Easy tilt rod(齿条拉杆)

Louvre Quantity(叶片数量): 19,38,19

Louvre Size(叶片尺寸): 489.8mm,398.5mm,476.8mm

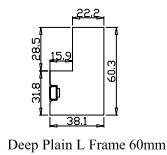
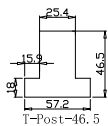
Rail Size(上下板尺寸): 541.5mm,450.2mm,528.5mm

Order No(订单号):SUS 19 Watson

Item(序号): 2

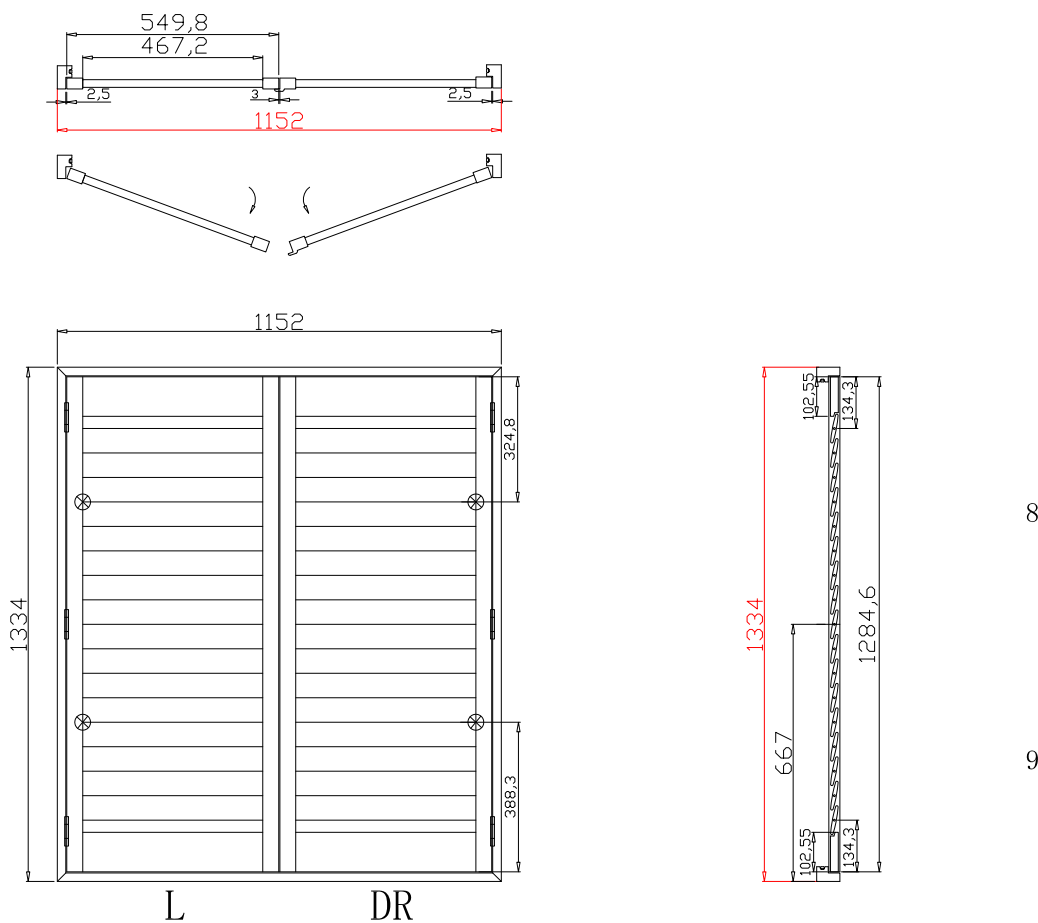
Room(房间号):Lounge front

Louvre Size(叶片类型): 76mm



T-Post-46.5

Deep Plain L Frame 60mm



**NOTES:**

Shutter Color: Timeless White(覆盖色)

Hinges Color: White(白色)

Qty(数量): 1

Material(材质): Balmoral Pine Wood(松木)

Configuration(窗扇结构): L-DR, IN, 4Side, 41.3mm Astrigal, Deep Plain L Frame 60mm

Tilt rod type(拉杆类型): Easy tilt rod(齿条拉杆)

Louvre Quantity(叶片数量): 38

Louvre Size(叶片尺寸): 465.5mm

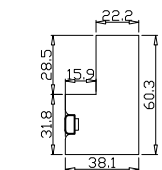
Rail Size(上下板尺寸): 517.2mm

Order No(订单号): SUS 19 Watson

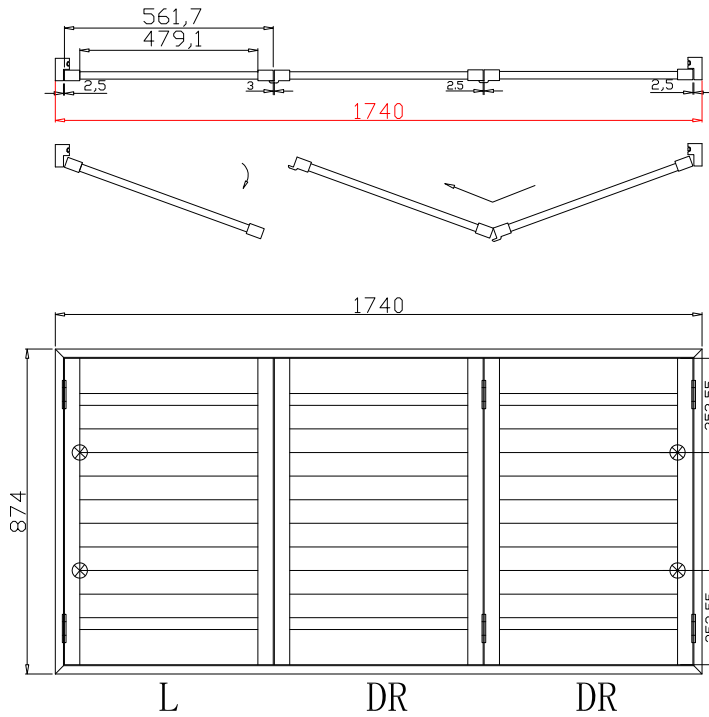
Item(序号): 3

Room(房间号): Lounge drive

Louvre Size(叶片类型): 76mm



Deep Plain L Frame 60mm



5  
5

**NOTES:**

Shutter Color:Timeless White(覆盖色)

Hinges Color:White(白色)

Qty(数量): 1

Material(材质): Balmoral Pine Wood(松木)

Configuration(窗扇结构): L-DRDR,IN, 4Side, 41.3mm Astrigal, Deep Plain L Frame 60mm

Tilt rod type(拉杆类型): Easy tilt rod(齿条拉杆)

Louvre Quantity(叶片数量): 30

Louvre Size(叶片尺寸): 477.4mm

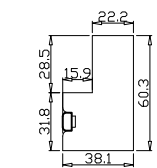
Rail Size(上下板尺寸): 529.1mm

Order No(订单号):SUS 19 Watson

Item(序号): 4

Room(房间号):Lounge telephone

Louvre Size(叶片类型): 76mm



Deep Plain L Frame 60mm