

NOTES:

Shutter Color: Timeless White(覆盖色)

Hinges Color: White(白色)

Qty(数量): 1

Material(材质): Paulownia(桐木)

Configuration(窗扇结构): L, IN, 4Side, 41.3mm Butt, Deep Plain L Frame 60mm

Tilt rod type(拉杆类型): Easy tilt rod(齿条拉杆)

Louvre Quantity(叶片数量): 25

Louvre Size(叶片尺寸): 591.6mm

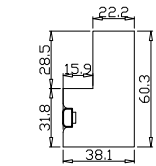
Rail Size(上下板尺寸): 643.6mm

Order No(订单号): RAIN 1015 SMITH

Item(序号): 1

Room(房间号): LIV L

Louvre Size(叶片类型): 76mm

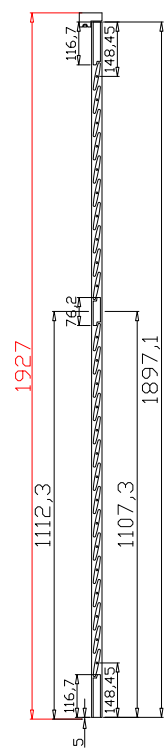
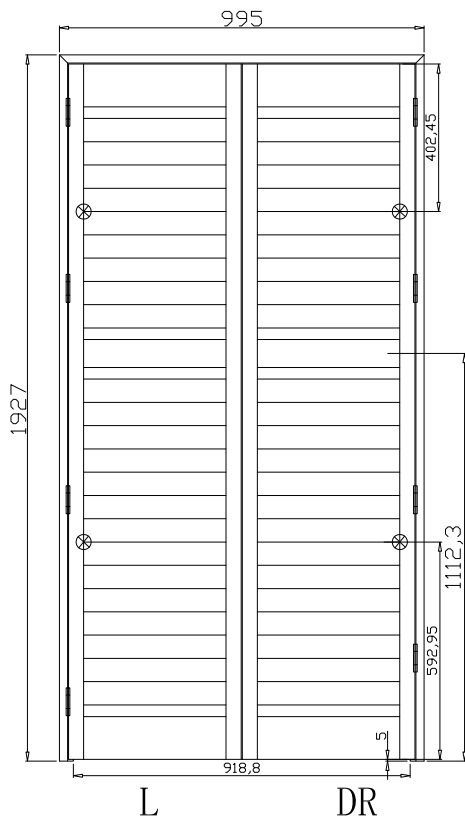
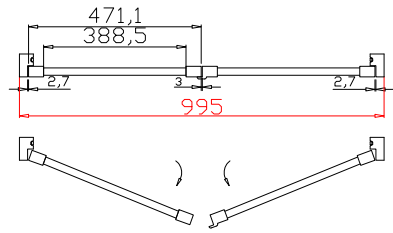


Deep Plain L Frame 60mm



Batten: 20\*20\*649.8 (mm)

Timeless White(覆盖色)

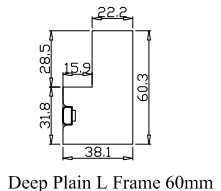


10  
15

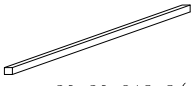
**NOTES:**

- Shutter Color: Timeless White(覆盖色)
- Hinges Color: White(白色)
- Qty(数量): 1
- Material(材质): Paulownia(桐木)
- Configuration(窗扇结构): L-DR, IN, 4Side, 41.3mm Astrigal, Deep Plain L Frame 60mm
- Tilt rod type(拉杆类型): Easy tilt rod(齿条拉杆)
- Louvre Quantity(叶片数量): 50
- Louvre Size(叶片尺寸): 386.5mm
- Rail Size(上下板尺寸): 438.5mm

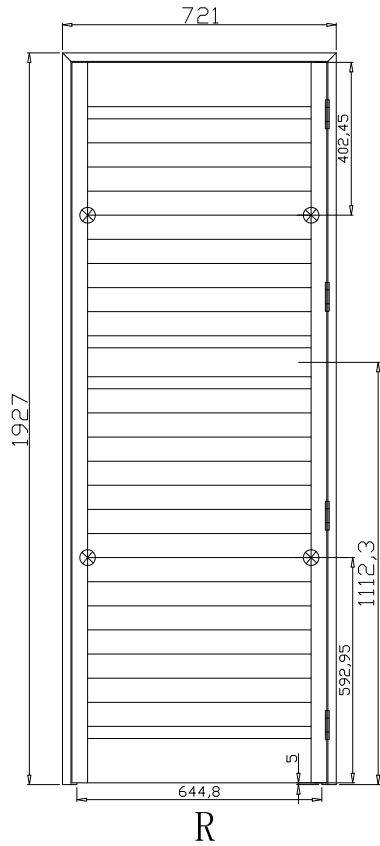
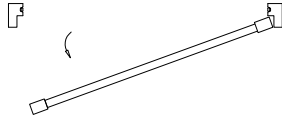
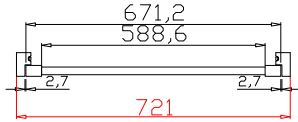
Order No(订单号): RAIN 1015 SMITH  
 Item(序号): 2  
 Room(房间号): LIV M  
 Louvre Size(叶片类型): 76mm



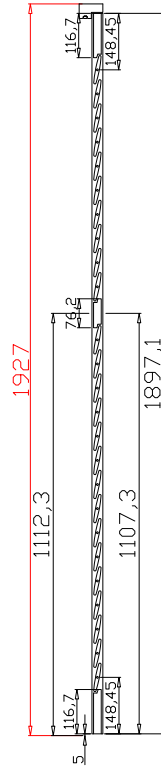
Deep Plain L Frame 60mm



Batten: 20\*20\*918.8 (mm)  
 Timeless White(覆盖色)



R



10

15

NOTES:

Shutter Color:Timeless White(覆盖色)

Hinges Color:White(白色)

Qty(数量): 1

Material(材质): Paulownia(桐木)

Configuration(窗扇结构): R,IN, 4Side, 41.3mm Butt, Deep Plain L Frame 60mm

Tilt rod type(拉杆类型): Easy tilt rod(齿条拉杆)

Louvre Quantity(叶片数量): 25

Louvre Size(叶片尺寸): 586.6mm

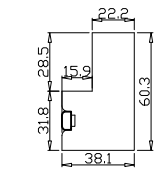
Rail Size(上下板尺寸): 638.6mm

Order No(订单号):RAIN 1015 SMITH

Item(序号): 3

Room(房间号): LIV R

Louvre Size(叶片类型): 76mm



Deep Plain L Frame 60mm



Batten:20\*20\*644.8(mm)  
Timeless White(覆盖色)