

7

16

**NOTES:**

Shutter Color: Timeless White(覆盖色)

Hinges Color: White(白色)

Qty(数量): 1

Material(材质): Palowania(桐木)

Configuration(窗扇结构): R, IN, 4Side, 41.3mm Butt (beaded珠状), Deep Plain L Frame 60mm

Tilt rod type(拉杆类型): Easy tilt rod(齿条拉杆)

Louvre Quantity(叶片数量): 23

Louvre Size(叶片尺寸): 281mm

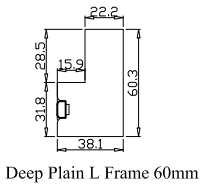
Rail Size(上下板尺寸): 333mm

Order No(订单号): BAI G361535 RADICHI

Item(序号): 1

Room(房间号): LOUNGE BAY 1

Louvre Size(叶片类型): 64mm



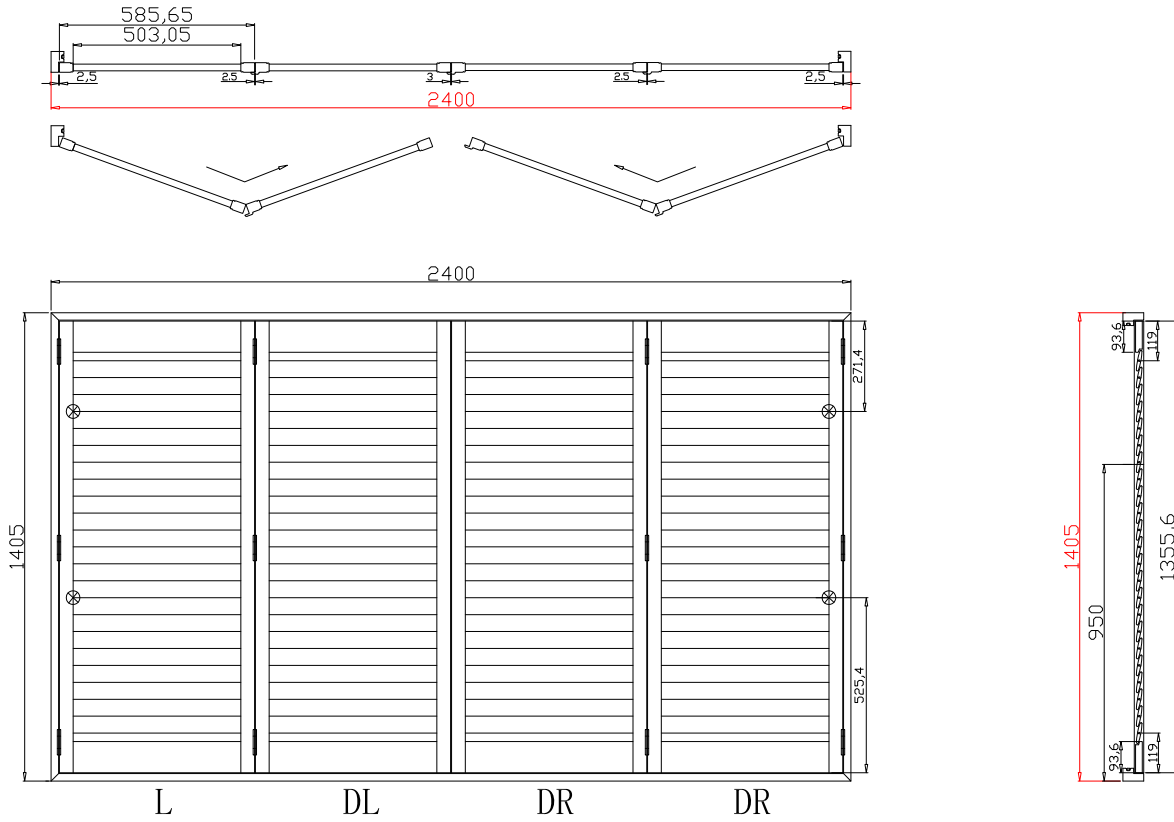
Deep Plain L Frame 60mm



Batten: 60\*60\*1415 (mm) \*2

5\*20\*2400 (mm)

Timeless White(覆盖色)



7

16

**NOTES:**

Shutter Color: Timeless White(覆盖色)

Hinges Color: White(白色)

Qty(数量): 1

Material(材质): Palowania(桐木)

Configuration(窗扇结构): LDL-DRDR, IN, 4Side, 41.3mm Astrigal (beaded珠状), Deep Plain L Frame 60mm

Tilt rod type(拉杆类型): Easy tilt rod(齿条拉杆)

Louvre Quantity(叶片数量): 92

Louvre Size(叶片尺寸): 501.05mm

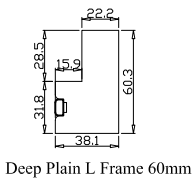
Rail Size(上下板尺寸): 553.05mm

Order No(订单号): BAI G361535 RADICHI

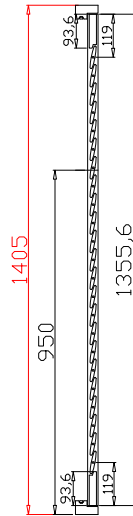
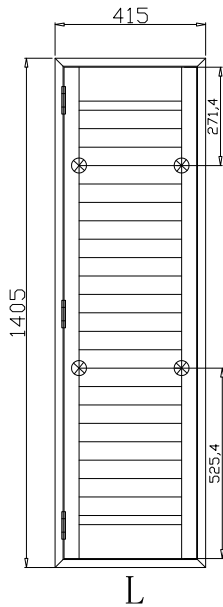
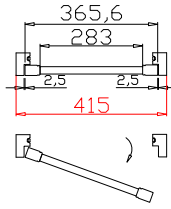
Item(序号): 2

Room(房间号): LOUNGE BAY 2

Louvre Size(叶片类型): 64mm



Deep Plain L Frame 60mm



7

16

**NOTES:**

Shutter Color: Timeless White(覆盖色)

Hinges Color: White(白色)

Qty(数量): 1

Material(材质): Palowania(桐木)

Configuration(窗扇结构): L, IN, 4Side, 41.3mm Butt (beaded珠状), Deep Plain L Frame 60mm

Tilt rod type(拉杆类型): Easy tilt rod(齿条拉杆)

Louvre Quantity(叶片数量): 23

Louvre Size(叶片尺寸): 281mm

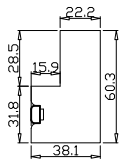
Rail Size(上下板尺寸): 333mm

Order No(订单号): BAI G361535 RADICHI

Item(序号): 3

Room(房间号): LOUNGE BAY 3

Louvre Size(叶片类型): 64mm



Deep Plain L Frame 60mm