

10

15

NOTES:

Shutter Color: Winter White(覆盖色)

Hinges Color: White(白色)

Qty(数量): 1

Material(材质): Paulownia(桐木)

Configuration(窗扇结构): L, IN, 4Side, 41.3mm Butt, Deep Plain L Frame 60mm

Tilt rod type(拉杆类型): Easy tilt rod(齿条拉杆)

Louvre Quantity(叶片数量): 25

Louvre Size(叶片尺寸): 456mm

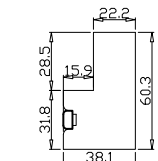
Rail Size(上下板尺寸): 508mm

Order No(订单号): Rain 9365 Thomson

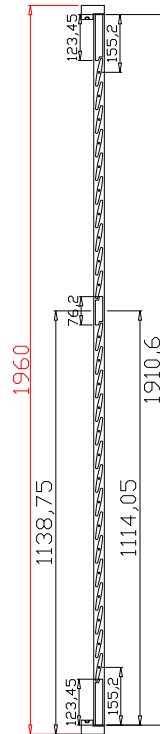
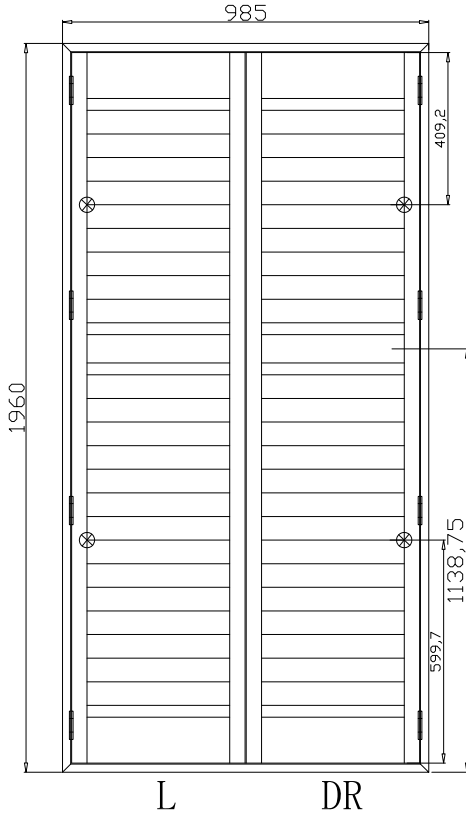
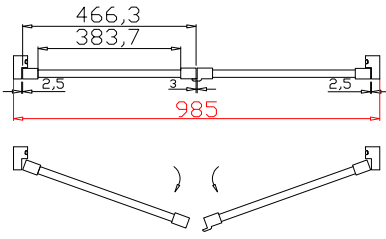
Item(序号): 1

Room(房间号): Bay L

Louvre Size(叶片类型): 76mm



Deep Plain L Frame 60mm



10

15

NOTES:

Shutter Color: Winter White(覆盖色)

Hinges Color: White(白色)

Qty(数量): 1

Material(材质): Paulownia(桐木)

Configuration(窗扇结构): L-DR,IN, 4Side, 41.3mm Astrigal, Deep Plain L Frame 60mm

Tilt rod type(拉杆类型): Easy tilt rod(齿条拉杆)

Louvre Quantity(叶片数量): 50

Louvre Size(叶片尺寸): 381.7mm

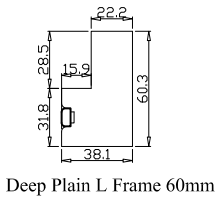
Rail Size(上下板尺寸): 433.7mm

Order No(订单号): Rain 9365 Thomson

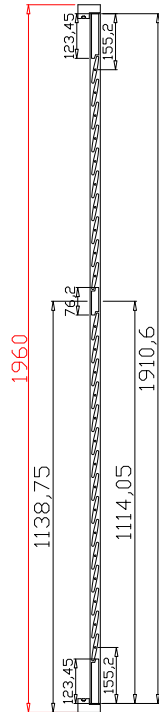
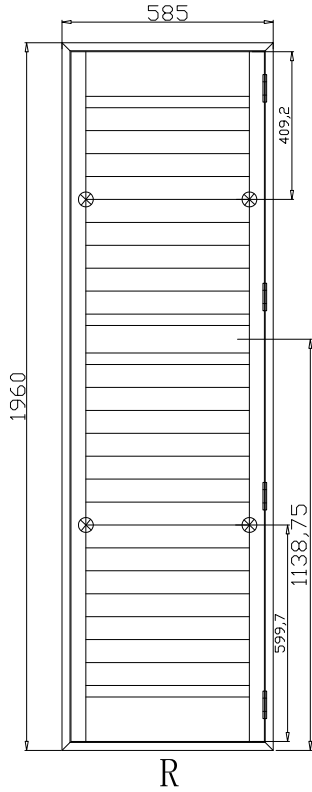
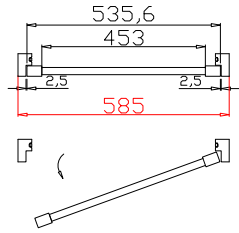
Item(序号): 2

Room(房间号): Bay C

Louvre Size(叶片类型): 76mm



Deep Plain L Frame 60mm



10

15

NOTES:

Shutter Color: Winter White(覆盖色)

Hinges Color: White(白色)

Qty(数量): 1

Material(材质): Paulownia(桐木)

Configuration(窗扇结构): R,IN, 4Side, 41.3mm Butt, Deep Plain L Frame 60mm

Tilt rod type(拉杆类型): Easy tilt rod(齿条拉杆)

Louvre Quantity(叶片数量): 25

Louvre Size(叶片尺寸): 451mm

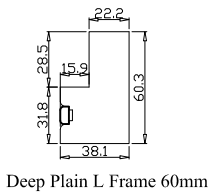
Rail Size(上下板尺寸): 503mm

Order No(订单号): Rain 9365 Thomson

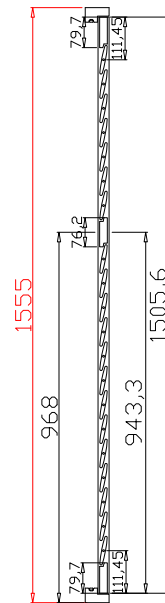

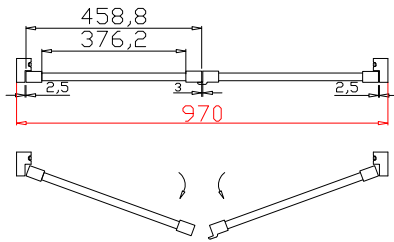
Item(序号): 3

Room(房间号): Bay R

Louvre Size(叶片类型): 76mm



Deep Plain L Frame 60mm



7

13

NOTES:

Shutter Color: Winter White(覆盖色)

Hinges Color: White(白色)

Qty(数量): 1

Material(材质): Paulownia(桐木)

Configuration(窗扇结构): L-DR,IN, 4Side, 41.3mm Astrigal, Deep Plain L Frame 60mm

Tilt rod type(拉杆类型): Easy tilt rod(齿条拉杆)

Louvre Quantity(叶片数量): 40

Louvre Size(叶片尺寸): 374.2mm

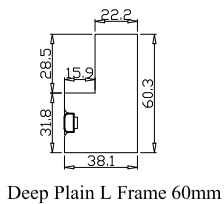
Rail Size(上下板尺寸): 426.2mm

Order No(订单号): Rain 9365 Thomson

Item(序号): 4

Room(房间号): Bed

Louvre Size(叶片类型): 76mm



Deep Plain L Frame 60mm