

Staff Name Adrian

Order No Surveyor
Measurer

Contact Address

Customer Ref

Date
25-02-2026

Time
08:30 AM

Account Manager:

Notes : Makai meet Tim

Location	Supplier	Blind Type /Description	Colour	Qty	Width	Drop	Fitting Height	B or R	Controls	Brackets	Surface	Unit Price
W9	(A)			1	2871	2700			L			
W9	(B)			1	2871	2700			R			
W10				1	2766	2700						
W11				1	902	2700						
W12				1	1596	2700						
W13				1	1596	2700						
W14				1	1601	2700						

Comments:

Surface Fixing
 C=Concrete
 W=Wood
 M-Metal
 B=Brick
 P-Plastic
 T=Tile

Order

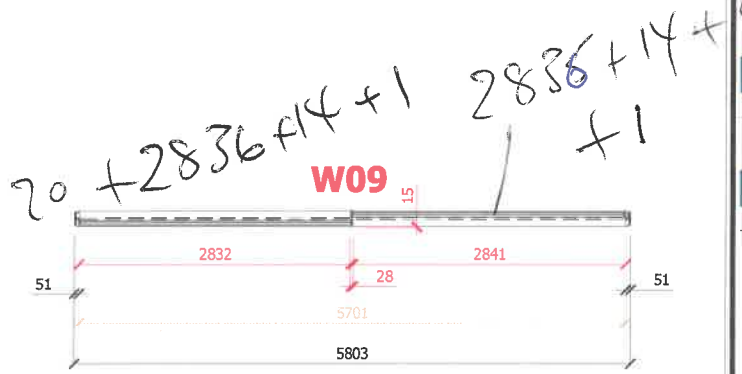
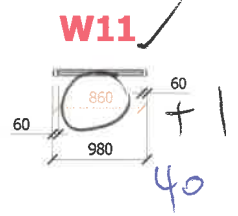
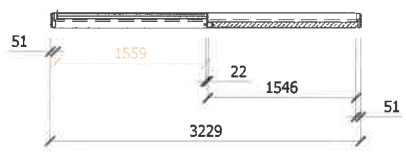
Customer Signature

X
I have checked and agree with the above choices

Quote

Target Fitting Date

$1555 + 1 + 40$
 $1860 + 1 + 40$



W12



W10



$1555 + 1 + 40$
 $2725 + 1 + 40$

All plus
 40

IMPORTANT INFORMATION

- DO NOT SCALE FROM THIS DRAWING
- ALL DIMENSIONS IN MILLIMETRES AND DEGREES UNLESS OTHERWISE INDICATED
- ALL VIEWS EXTERNAL UNLESS OTHERWISE INDICATED
- REMOVE ALL BURRS AND SHARP EDGES: ALL PART EDGES POLISHED UNLESS OTHERWISE INDICATED
- HOLES AND SLOTS MAY BE PUNCHED, DRILLED OR MILLED PROVIDING THAT THE DIMENSIONS AND SPECIFIED FLATNESS IS ACHIEVED, TAPPED HOLES WILL BE INDICATED ON THE DRAWING WHERE APPLICABLE.
- FINISHES OF SURFACES TO BE MAX 3.2 / 20

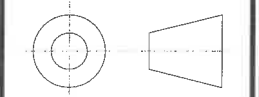
IF YOU ARE IN ANY DOUBT ABOUT ANY OF THE DETAILS IN THESE DRAWINGS PLEASE CONTACT CLEAR LIVING.

TOLERANCES

LINEAR (mm)		ANGULAR (deg)	
0	±0.5	0	±0.5
0.0	±0.2	0.0	±0.2
0.00	±0.1	0.00	±0.1

REVISION HISTORY

REV	DESCRIPTION	DWN	CHK	DATE
A	INITIAL ISSUE	SJ	SJ	27/02/2026



IMPORTANT: PARTS DRAWN USING THIRD ANGLE PROJECTION

CLEAR LIVING

Glass architecture for the home

ELLESMORE HOUSE
 WINCHAM AVENUE
 NORTHWICH, CHESHIRE CW9 6GH
 TEL: 01506 45109
 EMAIL: INFO@CLEAR-LIVING.CO.UK

PROJECT DETAILS

CL ORDER NO:	4735
SITE LOCATION:	MAKAI
DWG NO:	CL-PDN-4735-MA-ALU101
REVISION:	A
DESIGNER:	SJ
SCALE (@A3):	1:50

Staff Na Adrian

Order No Surveyor
Measurer

Contact Address

Customer Ref

Date
25-02-2026

Time
08:30 AM

Account Manager:

Notes : Makai meet Tim

Location	Supplier	Blind Type /Description	Colour	Qty	Width	Drop	Fitting Height	B or R	Controls	Brackets	Surface	Unit Price
W9	Penson	Screen		1	2852	2700			L?			
"				1	2852	2700			R?			
W10				1	1600	2700			L			
W11				1	1597	2700			L			
W12				1	1592	2700			L			
W13				1	902	2700			L			
W14				1	2772	2700			L			

Comments:

Surface Fixing
 C=Concrete
 W=Wood
 M-Metal
 B=Brick
 P-Plastic
 T=Tile

Order

Customer Signature
 X
 I have checked and agree with the above choices

Quote

Target Fitting Date

Staff No. Adrian

Order No. Surveyor
Measurer

Contact Address

Customer Ref

Date
25-02-2026

Time
08:30 AM

Account Manager:

Notes : Makai meet Tim

Location	Supplier	Blind Type /Description	Colour	Qty	Width	Drop	Fitting Height	B or R	Controls	Brackets	Surface	Unit Price
W 14		+ tracks to all widths.		1	2730	2960	2700		LH Motor			
W 13				1	860	-	2700					
W 12				1	1552	1660	2700					
W 11				1	1557	271660	2700					
W 10				1	1566	1700	2700					
W 9				1	2852		2700					
				1	2852		2700					
					+ 1 W							

20 TRACKS (see over)

Comments:

Surface Fixing
 C=Concrete
 W=Wood
 M=Metal
 B=Brick
 P=Plastic
 T=Tile

Order

Customer Signature
 X
 I have checked and agree with the above choices

Quote

Target Fitting Date

