

# Work Diary.

Staff Name Adrian  
 Order No SO14678  
 Surveyor Measurer

**Contact Address**

.Greg, SmithLa Perruque, Rue De La Perruque, St Martin, Jersey, JE3 6BJ, 07797749624,  
 georgie@Ggidevelopments.je  
 .Greg, SmithLa Perruque, Rue De La Perruque, St Martin, Jersey, JE3 6BJ, 07797749624,  
 georgie@Ggidevelopments.je

**Customer Ref**

Main House

**Date**

20-03-2025

**Time**

PM

Notes : final measure

Location	Supplier	Blind Type /Description	Colour	Qty	Width	Drop	Fitting Height	B or R	Controls	Brackets	Surface	Unit Price
Bed 2 (end)		voile + curtain 2288 - 2299 (difference drop)		T/W	2945	2280	F/D * 10mm difference (wanky)					
Bed 2 ensuite		senno wood venetians			590	990		REC	RH SHD			
					590	1000		REC	RH SHD			
Bed 3		senno wood venetian voile + curtain		T/W	870	1365	F/D	REC	SHD		← control?	
Master		voile + curtain voilet curtain		T/W	2475	2575	F/D pair		LM		motor sides	
Her dressing		Rollers Roman (faux)		T/W	4680	2560	F/D pair		RM			
					440	1390	+ 435x1390		B/S		L+R	
					600	max						

**Comments:**

• All rollers stratus 3/1. earl grey, Luton.  
 • Her dressing roller - manual Halo pure

**Surface Fixing**

C=Concrete  
 W=Wood  
 M=Metal  
 B=Brick  
 P=Plastic  
 T=Tile

**Order**

**Customer Signature**

X  
 I have checked and agree with the above choices

**Quote**

**Target Fitting Date**

*[Signature]*

12cm return to wrap, unless specified

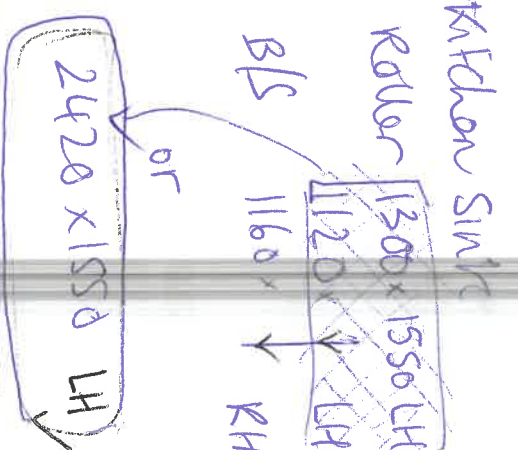
master ensuite  
 865 x 1385 REC  
 865 x 1375 REC  
 REC LXC / top FIX  
 REC RHC / top.

SFA. ← ventilations

His dressing

640 x 1030 REC  
 640 x 1030 REC  
 628 x 1030 REC  
 REC RHC / top.  
 REC RHC / top

ventilations



Living / Day lounge.


Voiles  
 TW 1058 x 2510 F/D + 250mm on LHS + overlap arm R/LS  
 TW 7970 x 2510 F/D + 50mm on RHS + overlap arm LHS  
 (hook to wall).  
 single LHM  
 single RHM

Rollers  
 1190 x 2620 LHM B/S  
 2055 RHM  
 2065 LHM  
 2075 RHM  
 2090 RHM

wine cellar  
 voile TW 5140 x 2500 F/D pair  
 Roller 1280 x 2620 LHM B/S

motor side

Hallway - 835 x 1048 RH  
 REC  
 1290  
 1300  
 1290  
 1290  
 1290



Kitchen  
 voile 575 x 2490 (double) F/D for drawing furniture  
 Roller 775 x 2600 LH  
 All B/S  
 1875 LH R/R  
 1980 LH R/R  
 1985 LH R/R  
 1530 LH R/R  
 1330 LH R/R

Staff Name Adrian

### Work Diary.

Order No SO1639A  
Surveyor Measurer

### Contact Address

Greg, SmithLa Perruque, Rue De La Perruque, St Martin, Jersey, JE3 6BJ, 07797749624, georgie@Ggidevelopments.je  
.Greg, SmithLa Perruque, Rue De La Perruque, St Martin, Jersey, JE3 6BJ, 07797749624, georgie@Ggidevelopments.je

Customer Ref Cottage

Date 20-03-2025

Time PM

Notes : final measure

Location	Supplier	Blind Type /Description	Colour	Qty	Width	Drop	Fitting Height	B or R	Controls	Brackets	Surface	Unit Price
Kitchen		venetian			1390	910		Rec				
liv		ver Roller.			910	900		Rec	Stg	RHC		
					2555	900		Rec	std.	RHC		
		Roman			1060	1170				RHC		
					2710	1170				RHC		
		curtain		tw	2200	2260	1390 F/C			includes (300mm each side)		
		Roman			980	1450				RH		
					990	1450				RH		
					740	1250				RH		

Comments:

bronze pole

Surface Fixing

- C=Concrete
- W=Wood
- M=Metal
- B=Brick
- P=Plastic
- T=Tile

Order

Customer Signature

X

I have checked and agree with the above choices

Quote


Target Fitting Date

NE Electrical

Guest bed pool side cottage.

150mm past on left }  
300mm past on right }  
\* no floor down }  
2100 x 2250 F/C (carpet to be deducted)  
+ Returns on RHS - TBC





Staff Name Adrian

# Work Diary.

Order No SO14678

Surveyor Measurer

Contact Address

.Greg, SmithLa Perruque, Rue De La Perruque, St Martin, Jersey, JE3 6BJ, 07797749624, georgie@Ggidevelopments.je

Customer Ref

Main House

Date

09-04-2025

Time

14:00 PM

Notes: missing few bits

Location	Supplier	Blind Type /Description	Colour	Qty	Width	Drop	Fitting Height	B or R	Controls	Brackets	Surface	Unit Price
Gate				1	630	1035		R	Rtk			
				1	635	1035		R	Rtk			
								R				
Have				1	2015	2640		B/S	LUH			
offsite				1	1740	2640		B/S	121M			
				1	800	2640		B/S	121M			

Comments:

Surface Fixing  
 C=Concrete  
 W=Wood  
 M=Metal  
 B=Brick  
 P=Plastic  
 T=Tile

Order

Quote

Customer Signature

X I have checked and agree with the above choices

Target Fitting Date

