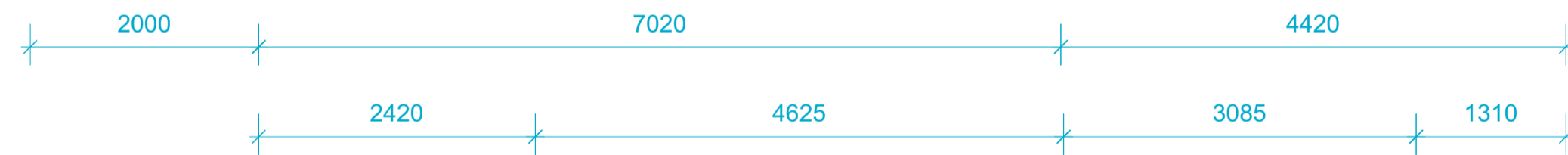
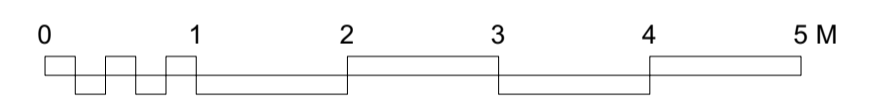


GROUND FLOOR PLAN SCALE: 1:50



KEY	
(SD)	Smoke Detector linked to Fire Alarm
(HD)	Heat Detector linked to Fire Alarm
(CD)	Carbon Monoxide Detector linked to Fire Alarm
(E)	Intermittent Extract



REVISION: DATE: DESCRIPTION: BY:

CLIENT:
SAMANTHA & MATTHEW


PROJECT:
PROPOSED EXTENSION AND ALTERATIONS
4 COWDRAY DRIVE
LE CHEMIN DU PORTELET
ST BRELADE
JERSEY
JE3 8AY

PROJECT NO: DRAWING NO: REVISION:

7602-01 B02

DRAWING TITLE:
PROPOSED PLANS
GROUND FLOOR PLAN

SCALE @ A1: 1:50 DATE: MAR 2022
PROJECT LEADER: MB DRAWN: JC
STATUS: FOR INFO/APPROVAL: FOR CONSTRUCTION:



PF+A www.pfaarchitecture.com
J: 01534 767950 G: 01481 712633
contact@pfaarchitecture.com



GROUND FLOOR PLAN

© - The copyright of this drawing is the property of PF+A, Ltd and issued on the condition that it is not reproduced, disclosed or copied to any unauthorised person in whole or in part (either printed or digital) without prior written consent from PF+A, Ltd. It may not be used for any purpose other than that listed on the issue status identified on the drawing. Note - All dimensions are to be checked on site and any discrepancies reported to PF+A, Ltd. No dimensions are to be scaled from this drawing. Details and larger scale drawings take precedence over smaller scale drawings. This drawing must be read together with other related drawings and specifications. Further information & detailing may be required for construction. Boundary lines are indicative only. Please refer to property deeds for exact boundary information.