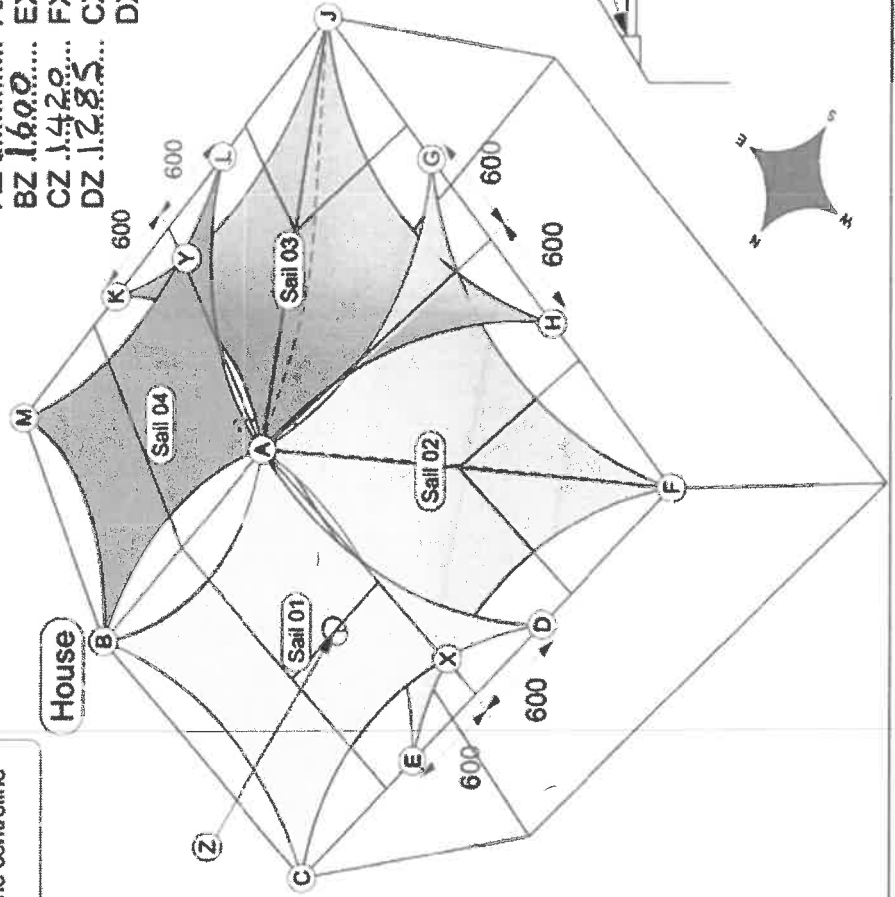



Custom Sail Survey - Option 01

Required Dims :

Sail 01	Sail 02	Sail 03
AB 1.660	AE 1.855	AH 1.470
BC 1.765	EF 2.185	HJ 2.305
CD 2.200	FG 2.305	JK 2.185
DA 1.855	GA 1.770	KA 1.855
BD 2.870	EG 3.215	HK 3.215
AC 2.365	AF 2.345	AJ 2.345
AZ 1.075	AX 1.550	AY 1.550
BZ 1.600	EX 6.40	KY 6.40
CZ 1.420	FX 1.595	JY 1.595
DZ 1.235	CX 1.610	MY 1.610
	DX 6.40	LY 6.40
Sail 04		
AL 1.855		
LM 2.200		
MB 1.765		
BA 1.660		
AM 2.365		
LB 2.870		



Measures X, Y to this point on top of tie bar

**SURVEY CHECKLIST: \*\*\*to be completed on site\*\*\***

- Tie Bar Clamp to be fitted at point A. Position sticky dot on the vertical strut 30mm down from the top where the strut meets the capping piece cover.
- Point B to be on the house wall, 20mm below the ridge.
- All lower fitting points should be fixed to the top of the vertical fascia.
- Point Z to be taken from the vent opener screw with the window in the closed position as per inset photo.
- Points E/D/K/L/H/G to be set at 600mm away from the centreline of glazing bar.

Confirmation required for the following:

- Colour of Fabric .....
- Colour of Fittings  
(Please note white & gold fittings carry a surcharge of £5+VAT per sail corner.)

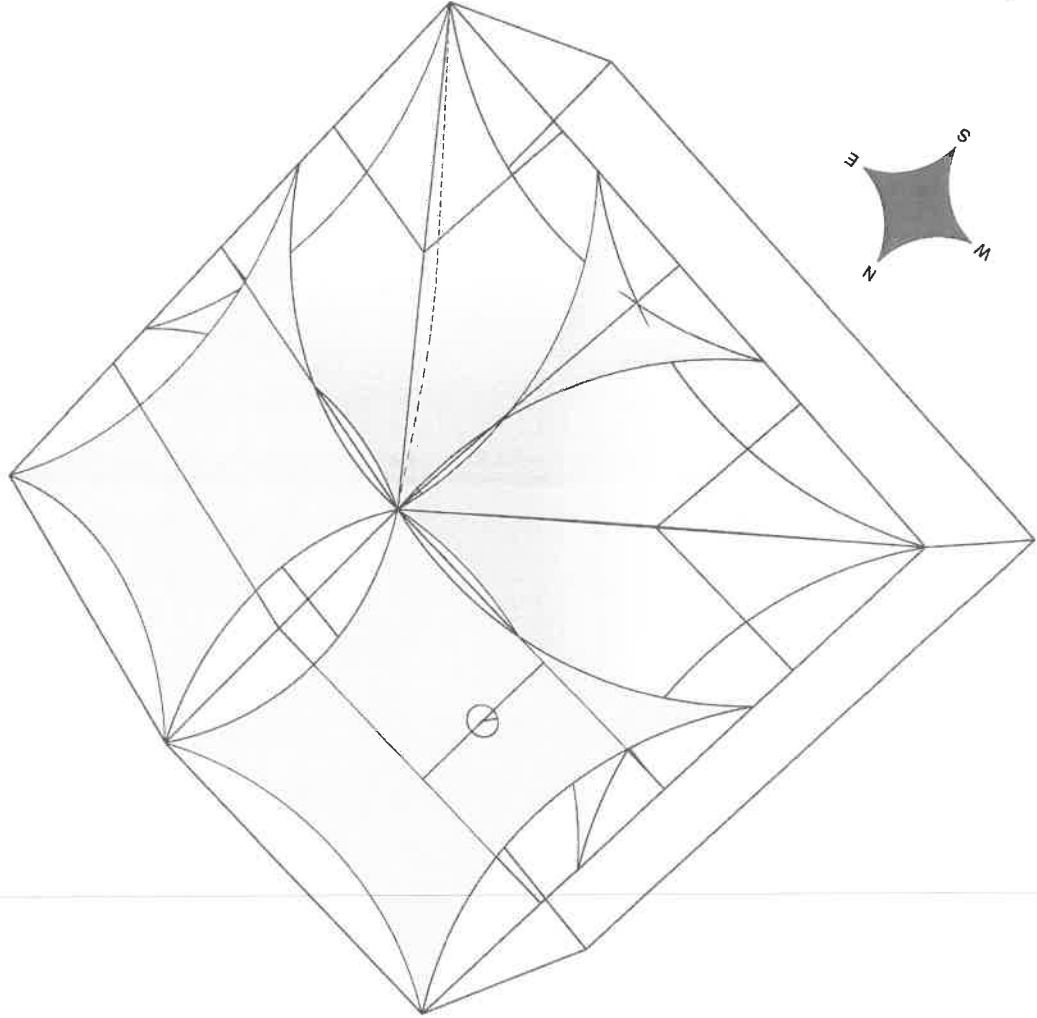
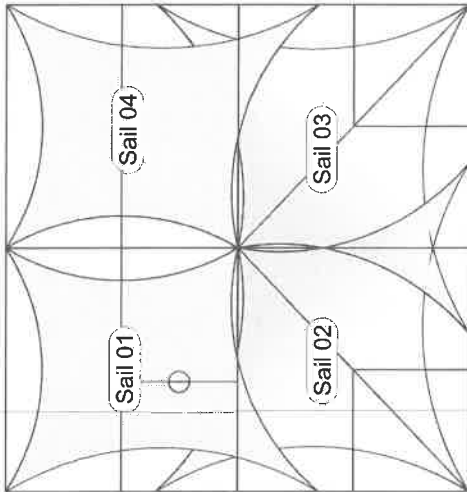
Notes	
Survey points to be taken from point on conservatory where eye plates are to be fixed	
<b>MARK ALL POINTS BEFORE COMMENCING SURVEY</b>	
Dimensions should be taken as accurately as possible ideally +/-5mm	
Design Struts 4 x fitted to Measure inShade Sails - ISK - Opener (Sails are shown in hoist for design clarity)	
Obstructions: Opener & Tie-Bar	
Special Fittings: Tie-Bar Clamp, White HPS Fittings	
Structure: UPVC	
t: 01788 450083	e: inshade@shadesplus.co.uk
Project: 72292-10745-Chittenden	
Date: 04.06.24	Drawn: RD
Check: AB	



# Design Proposal - Option 01

## DESIGN NOTE \*\*\*please read before agreeing to design\*\*\*

- Some sails may require a colour matched seam. This will be shown as red dashed lines where applicable.



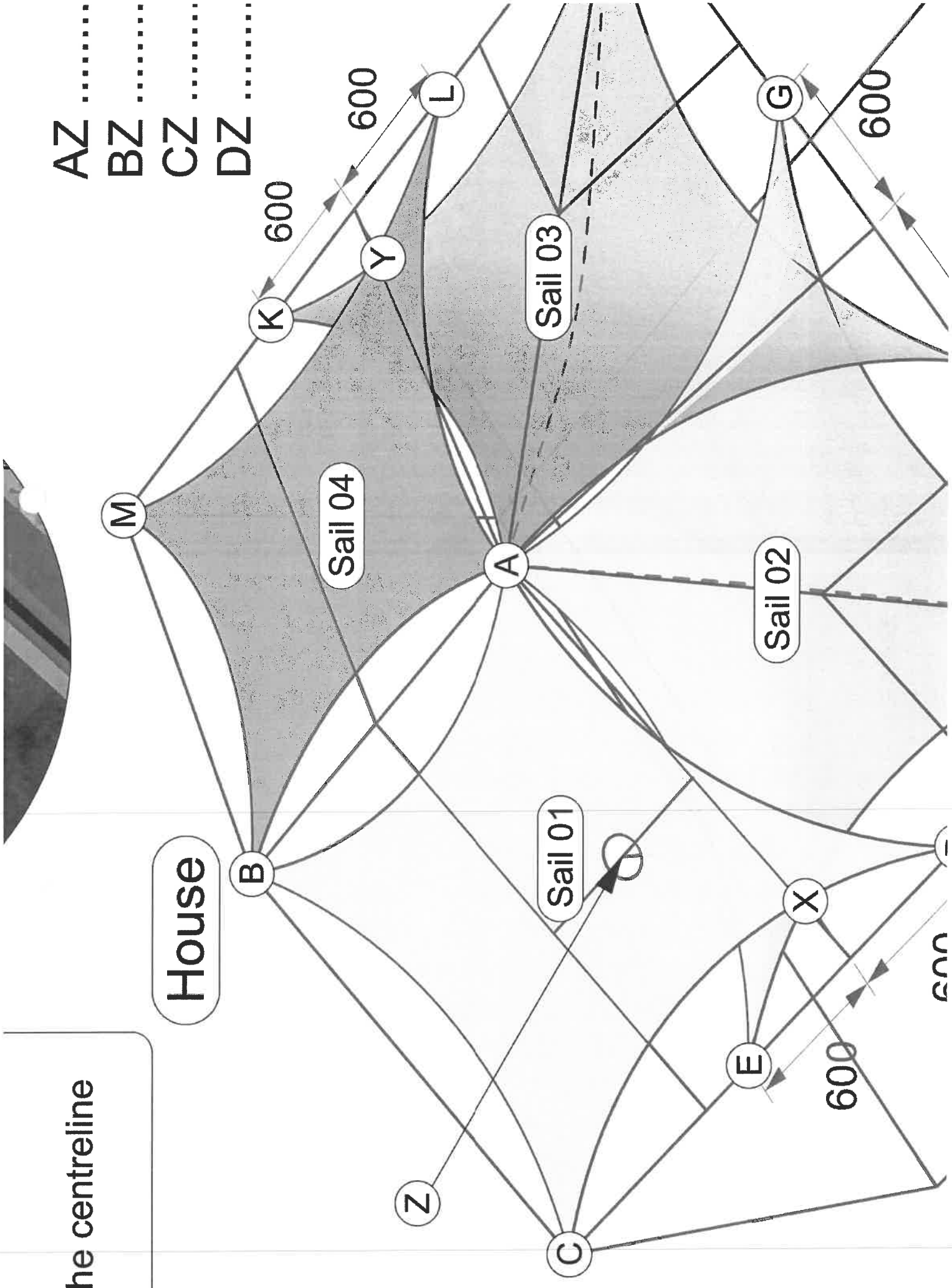
Notes:	Edge curvatures are indicative only and may vary from those of the final product.		
	Design Shows : 4 x Made to Measure InShade Sails - ISX - Oyster (Sails are shown in Ivory for design clarity)		
Obstructions:	O -rinner & Tie-Bar		
	Special Fittings: Tie-Bar Clamp, White HPS Fittings		
Structure:	UPVC		
Supplied By :			
t :	01534 768141	e :	info@cpinteriors.je
Project:	72292-10145-Chittenden		
Date:	27.05.24	Drawn:	AB
Check:	--		



from the centreline

House

AZ .....  
BZ .....  
CZ .....  
DZ .....





# CP INTERIORS

Ms. Sue Chittenden

No 2 Les Parcqs  
Rue De La Vallee  
St Helier  
JE2 3FA

Date	Reference	Your Contact
30-04-2024	SO15644	Rachel
Customer Ref.		

## Quote


*Phoned 18-05, no ans - followed up by email.*

Our Price Promise to you

We are so confident our pricing is competitive, that we will beat any written quotation for equivalent product by 5%

Supply & Fit/Supply Only

*due to pop in Monday 20<sup>th</sup> to order.*

Location	Description	QTY	Price
	Shade Sail, To supply and fit sail shade blinds for medium-full coverage with 2 sails per side with stainless steel fixings and fabric in ISX standard colour to be decided. Budget cost based on drawings attached. Full design consultation to be provided prior to order   Plan view - looking from above	1	<del>£ 2,480.00</del> 2970 (inc 20%)

Terms : 50% deposit due with order, 50% on completion

### BACS Payment

Bank: NatWest  
 Sort Code: 60 12 03  
 Account No: 66577772  
 Carpet Protection (C.I) Ltd T/A CP Interiors

### Phone and Card Payment

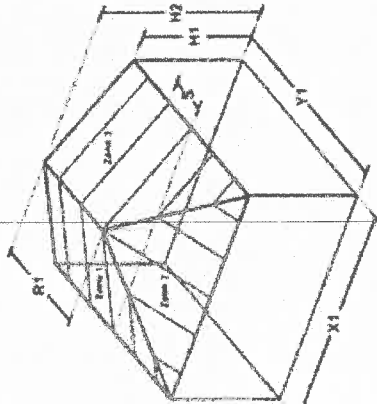
Payment can be made in person or by phone.  
 If phone, please call us on 01534 768141 and have your card details ready.  
 Note, we do not accept American Express or Cheque payments.

Subtotal : £ 2,480.00

GST : £ 124.00

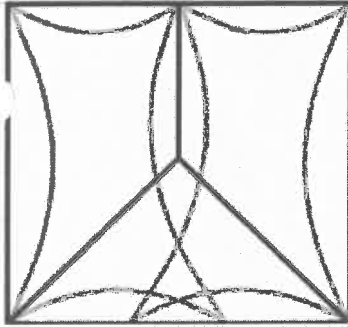
Total : £ 2,604.00

Please Note : LEAD TIMES ARE CURRENTLY 5 TO 12 WEEKS DEPENDING ON THE PRODUCT. This quotation is only valid for acceptance for 60 days. Our estimate does not include any electrical work or additional carpentry work to install the above unless otherwise specified. Unfortunately due to high costs of labour pre-arranged missed fitting appointments will be charged on a time-wasted basis. Settlement is due on completion of works, and an administration charge of £25 will be added per month if unpaid within 30 days. Goods remain the property of C P Sunblinds until full settlement is received.



All dims in mm

X1	3440
Y1	3300
H1	2160
H2	2570
R1	1600




Plan view - looking from above

Starting Cost Incl. **£1,824.23**  
Installation

Select coverage	Both Sides
Number of sails per side	1
Overlaps	50%
Triangles	No
Total additional fittings	0
Total tie-bar loops	0
Total straight edges	0
Colour of main sails	ISX Solid
Colour of triangles	ISX Solid
Colour of fittings	Stainless steel
Number of window vents	0

Max length of sail **2149**  
Max width of sail **3325**  
Sails +2100mm in both directions require seams

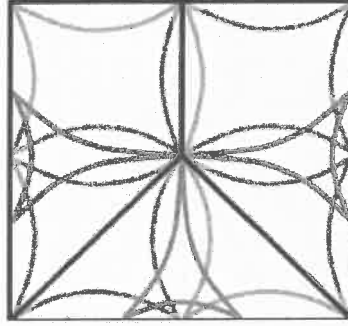


Plan view - looking from above

Average Cost Incl. **£2,475.78**  
Installation

Select coverage	Both Sides
Number of sails per side	2
Overlaps	100%
Triangles	No
Total additional fittings	0
Total tie-bar loops	0
Total straight edges	0
Colour of main sails	ISX Solid
Colour of triangles	ISX Solid
Colour of fittings	Stainless steel
Number of window vents	1

Max length of sail **2197**  
Max width of sail **2382**  
Sails +2100mm in both directions require seams



Plan view - looking from above

High End Cost Incl. **£2,805.68**  
Installation

Select coverage	Both Sides
Number of sails per side	2
Overlaps	0%
Triangles	Yes
Total additional fittings	0
Total tie-bar loops	0
Total straight edges	0
Colour of main sails	ISX Solid
Colour of triangles	ISX Solid
Colour of fittings	Stainless steel
Number of window vents	0

Max length of sail **1768**  
Max width of sail **1749**  
Sails +2100mm in both directions require seams

