

LUTRON

Coopersburg, PA 18036-1299
Phone 610.282.3800

ORDER CONFIRMATION

ORDER NO: 26657513 SO
DATE ENTERED: 06/13/24
CUSTOMER NO: 116341

SOLD TO :

CP Interiors @ ST. SAVIOUR
RUE DES PRES TRADING ESTATE

FREIGHT FORWARDER

SHIP TO :
C.P. SUNBLINDS & CURTAINS
UNIT 28
RUE DES PRES TRADING ESTATE

ST. SAVIOUR JE2 7QN
Jersey - Channel Islands

ST. SAVIOUR JE2 7QN
Jersey - Channel Islands

CUSTOMER ORDER NO. VILLA ROSE	TERMS NET 30	SHIP VIA FedEx Ground	INCOTERM CIP Saint Helier, JE	SALES REP H(EA UK/WSP)		
LINE ID	QTY. ORDERED	CATALOG NO.	DESCRIPTION	DETAIL NOTES (IF APPLICABLE)	PRICE	EXTENDED PRICE
1.00	1.0	QSSD-S145STR-N	SIVQS DRAPERY S145 STR NON-ST RAVEN Roommark : Living room Drapery bent SFold 80mm Width " : 170 1/4 Mtl Clr : WH		1,647.2200	1,647.22
2.00	1.0	QSSD-S145STR-N	SIVQS DRAPERY S145 STR NON-ST RAVEN Roommark : Bed 1 Drapery trk bent Sfold 80mm Width " : 177 3/16 Mtl Clr : WH		1,647.2200	1,647.22
3.00	1.0	FREIGHT	SHIPPING AND HANDLING CHARGES		92.7500	92.75
ORDER TOTAL:						3,387.19 GBP

IMPORTANT NOTES:

- THIS ORDER IS SUBJECT TO LUTRON'S TERMS AND CONDITIONS OF SALE.
- SHIP DATES CAN BE VIEWED VIA DIMS OR YOU MAY CONTACT YOUR CUSTOMER SERVICE REPRESENTATIVE.
- PLEASE NOTE THAT E-MAIL ORDER CONFIRMATIONS WILL BE SENT VIA MYORDERS. PLEASE VISIT OUR WEBSITE @ <https://mylutron.com> TO REGISTER.

JOB INFORMATION (IF APPLICABLE)

PROJECT # 3592364 QUOTE - 20 REV - 0
JOB # 3592364 RELEASE - 1
JOB NAME- VILLA ROSE
JOB LOCATION-

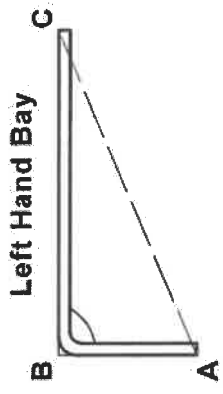
Please read before submitting your order

- Single Bend Bay
- Two Bend Bay
- Continuous Curve

Select Bend or Curve Type

Leg Measurements (mm) Angles (degrees) Cross Measurements (mm)


Single Bend Bay



AC

AB	1,655 ✓	B	90.00 ✓
BC	2,845 ✓		

Towers checked 11/06/24



Each confirmed with Filomena 11/06

Orientation *

Left Hand Bay, Inside Curve

List Price Adder
£340/€390

Max Total Width not to exceed 5486mm

Select Lines from Project ID and Rev

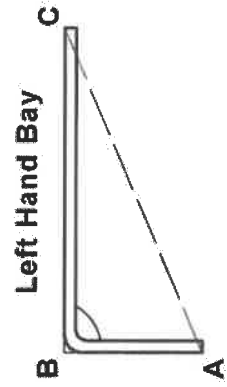
Quantity	Track Width (mm)	Pleat Style	Mount	Draw	Operator Side
2	4500	S-Fold 80mm	<input type="button" value="v"/>	Ceiling	<input type="button" value="v"/>
1			<input type="button" value="v"/>	Side	<input type="button" value="v"/>
			<input type="button" value="v"/>	Left	<input type="button" value="v"/>

If you have additional bent or curved tracks on your order, please enter your measurements on the next page.



- Single Bend Bay
- Two Bend Bay
- Continuous Curve


Leg Measurements (mm) Angles (degrees) Cross Measurements (mm)



AC

AB 1,470 ✓ B 90.00 ✓

BC 2,855 ✓



Orientation *

Left Hand Bay, Inside Curve

List Price Adder
£340/€390

Max Total Width not
to exceed 5486mm

Select Lines from Project ID and Rev 3592364.18 10

Quantity Track Width (mm) Pleat Style Mounting Draw Operator Side

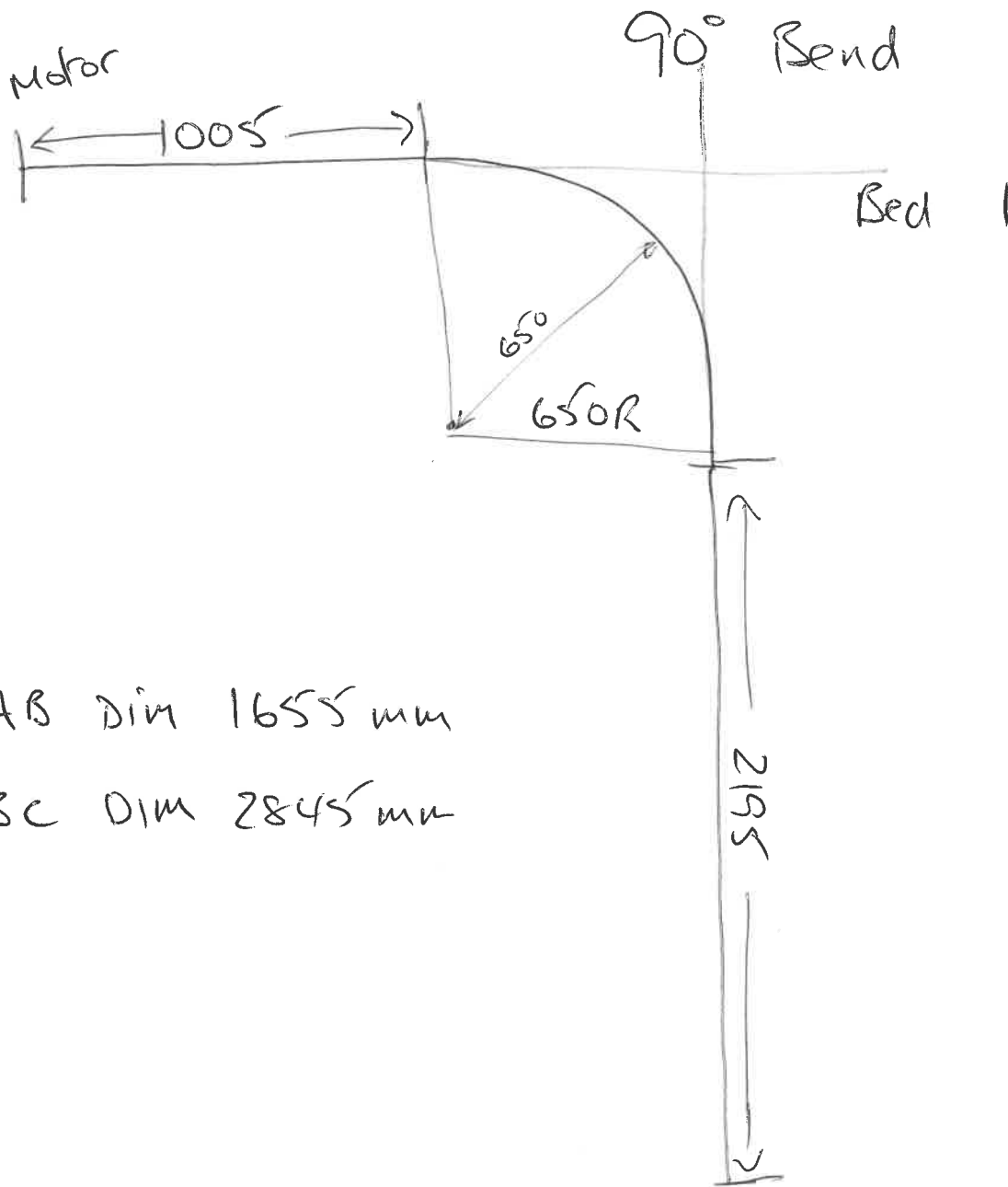
1 1 4325 S-Fold 80mm Ceiling Side Left



If you have additional bent or curved tracks on your order, please save this document and and complete another Made to Measure form before submitting with your quote to eawindows@lutron.com.

Bed 1

Birds eye View



AB Dim 1655 mm

BC Dim 2845 mm

Dimensions to centre of track

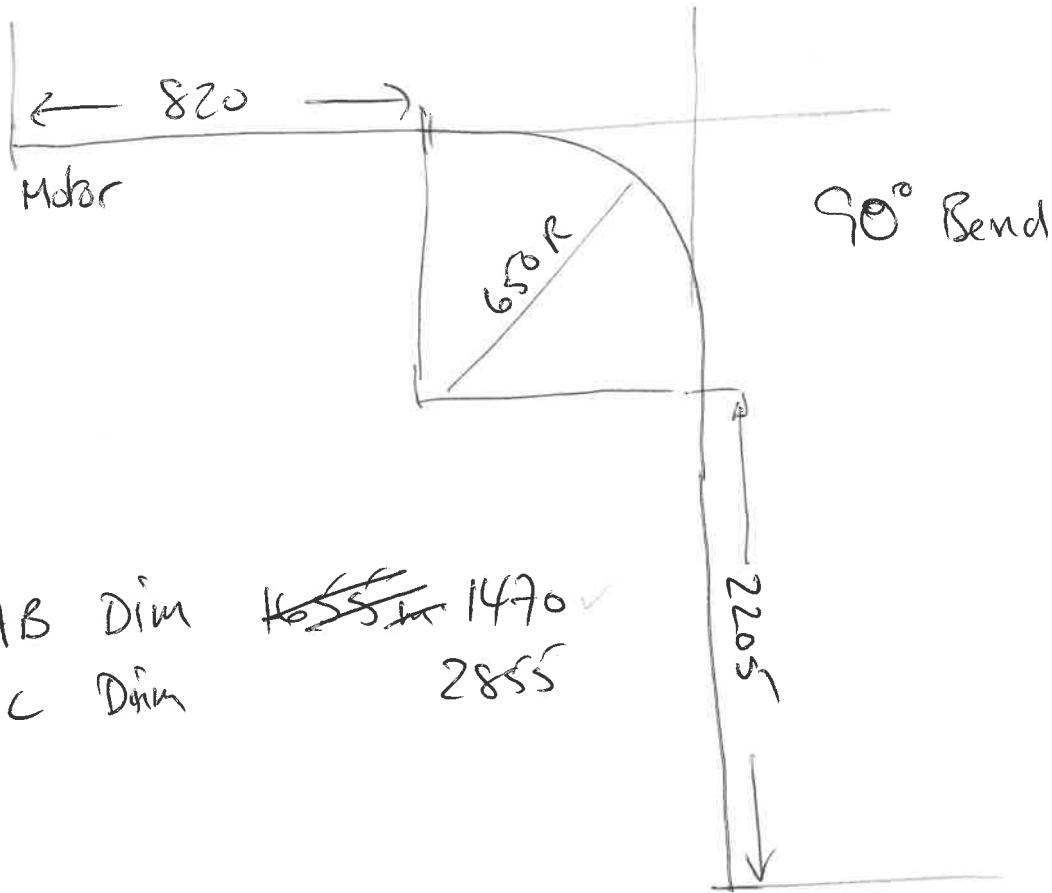
Premium, made-to-measure shutters & blinds

www.s-craft.co.uk



LIV

Birds eye view



AB Dim	1655 1470 ✓
BC Dim	2855

Dimensions to Centre of Profile

Curved Drapery Track Guidelines

Construction Guide
Please read before submitting your order

English

Customer Service & Ordering

U.K.; 09.00 - 18.00 GMT: +44.(0)20.7702.0657
eawindows@lutron.com

Technical Support & Services

U.K.; 08.00 - 18.00 GMT: +44.(0)20.7680.4481
support@lutron.com | forums.lutron.com

1 Send Lutron curved or bent track requirements

1.1 Fill out the Made to Measure Form

Fill out all information identified on the Made to Measure order form. This information includes Leg Measurements, Cross measurements, and Bend Angles. Email your form to eawindows@lutron.com

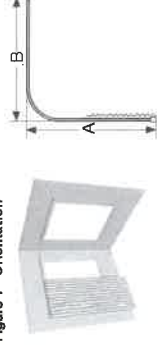
A Lutron representative will create a quote in myProjects based on the pricing for a straight track and then incorporate the price adder for each bend type identified in the Made to Measure order form. Once complete, you will receive a finished version of the quote for your review and approval prior to ordering.

If you need assistance or more information, call the Lutron Shading Quotes department at +44.(0)20.7702.0657 or e-mail eawindows@lutron.com

1.2 General guidelines and limitations

- Lutron drapery track can be custom-curved to fit a curved wall, bay window, and many other special applications. Constant radius is recommended.
- Tracks with bends or continuous curves are manufactured by Lutron based on the specification criteria populated in this form. Paper templates are not required.
- Orientation must be stated as either "Inside Curve" or "Outside Curve" for each track. See Figure 1.
- Allow 25 mm (1 in) clearance between ends of drapery tracks and walls.
- Curves will have a bend radius of 300 mm (11.8 in).
- 90° is the tightest inside angle possible. Smaller angles are not allowed.
- Maximum 1-piece track length is 5486 mm (18 ft).
- Minimum spacing for dual tracks is 140 mm (5.5 in) center-to-center. See Figure 2.
- Pockets must allow ample space for the track(s) and drapery. See table below for minimum pocket dimension.
- All curved/bent tracks use the D175 Drapery motor as standard. This has a maximum weight capacity of 56.7 kg on straight tracks (125 lb). See Page 3 for weight guidelines per bend style.
- Curved/bent tracks are only available in White.

Figure 1 - Orientation



Inside Curve

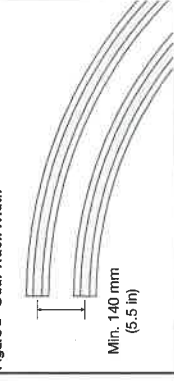
(example: Single Bend, Side Draw, Left Drive)



Outside Curve

(example: Single Bend, Side Draw, Left Drive)


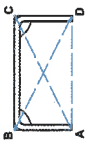

Figure 2 - Dual Track Width



Minimum Dimension	Ceiling Mount	Dual Track
P	152 mm (6 in)	292 mm (11.5 in)

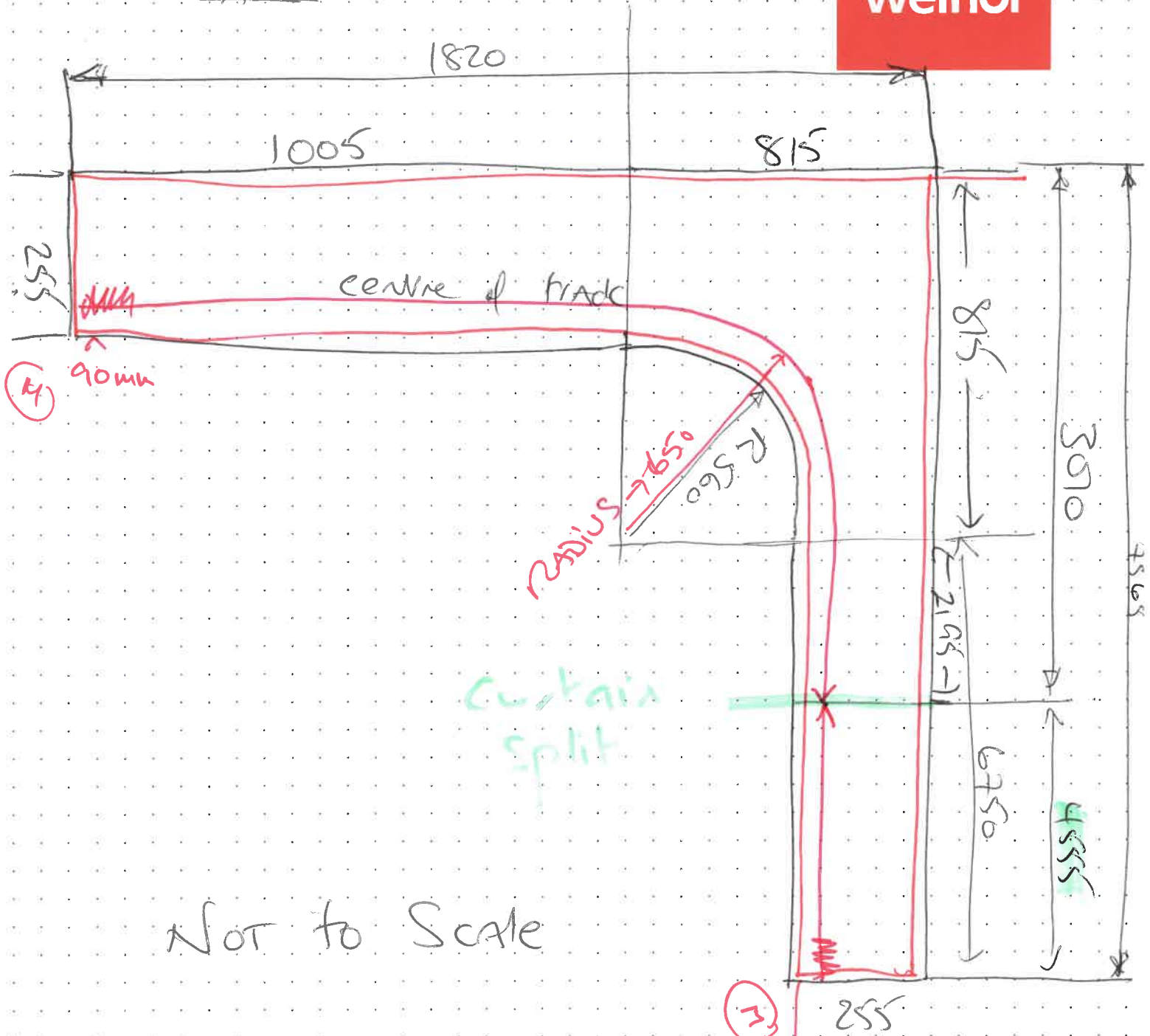
Please read before submitting your order

Curved Track Requirements

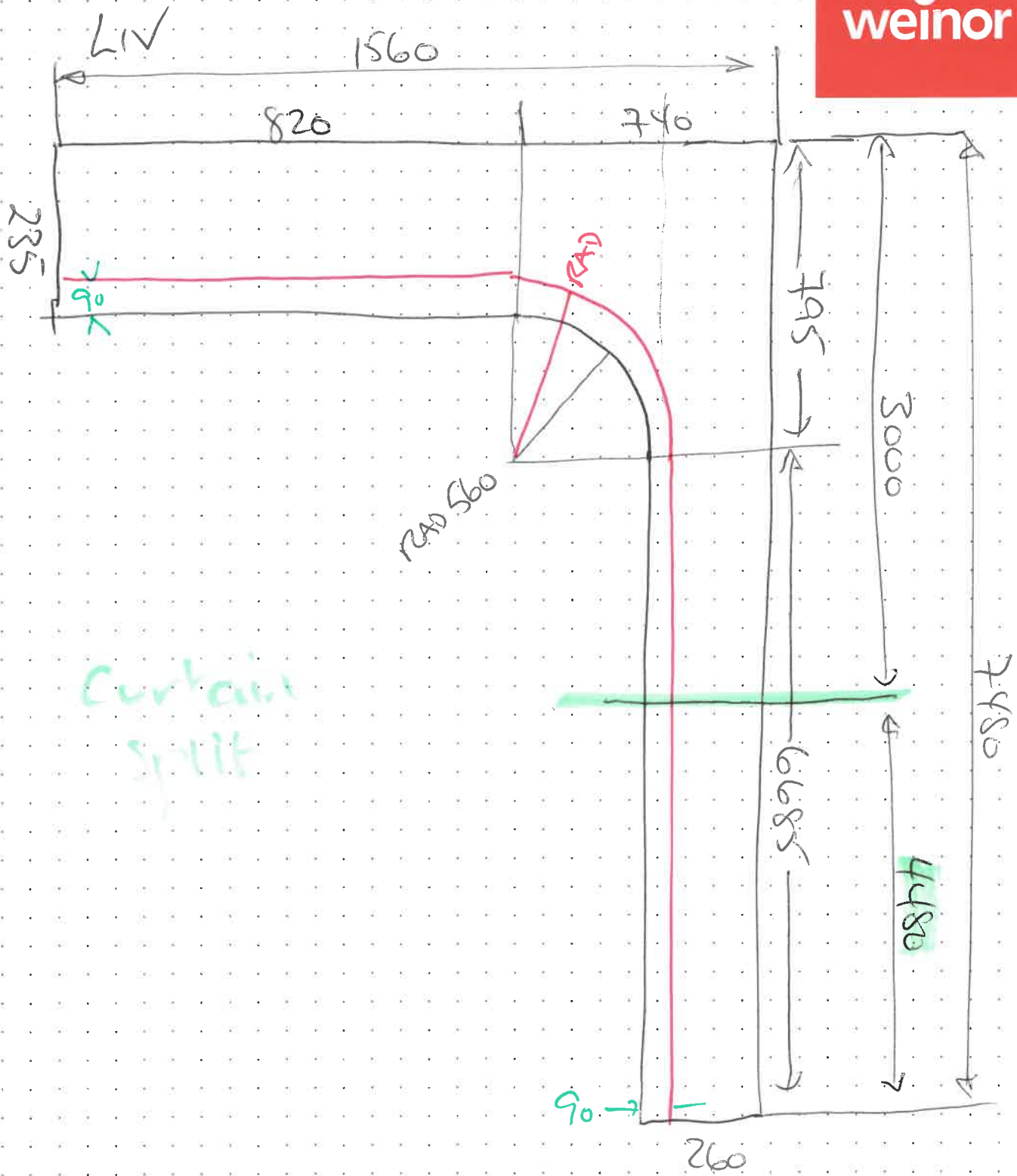
Description	Bend Graphic	Bend Radius	Aux Car Type	Bracket Type Options	EDU	Min Track Width	Max Track Width
Single Bend Bay		300 mm	Plastic Wheel	Ceiling or Recessed only	D175	1220mm total (610mm per leg)	5486 mm
Two Bend Bay		300 mm	Plastic Wheel	Ceiling or Recessed only	D175	1830mm total (610mm per leg)	5486 mm
Semi-Circular Bay (Continuous Curve)		300 mm (minimum)	Plastic Wheel	Ceiling or Recessed only	D175	1220mm total	5486 mm



~~MARKISE~~ Sedl



Not to Scale



BED ROOM 1

Curved Drapery Track Guidelines/Made-to-Measure Tracks Order Form


Please read before submitting your order

Select Bend or Curve Type

- Single Bend Bay
- Two Bend Bay
- Continuous Curve

Leg Measurements (mm) Angles (degrees) Cross Measurements (mm)

Single Bend Bay



AC

AB

1820


B

90°

BC

7565

Set 1 ~~RA~~ T/ADC Bent 560^{mm} Radius



Orientation *

List Price Adder
£340/€390

**Max Total Width not
to exceed 5486mm**

Select Lines from Project ID and Rev		PROJECT ID	REVISION
Quantity	Track Width (mm)	Material	Operational Side
0	---	---	---

If you have additional bent or curved tracks on your order, please save this document and and complete another Made to Measure form before submitting with your quote to eawindows@lutron.com.



LIVING ROOM

Curved Drapery Track Guidelines/Made-to-Measure Tracks Order Form


Please read before submitting your order

Select Bend or Curve Type

- Single Bend Bay
- Two Bend Bay
- Continuous Curve

Leg Measurements (mm) Angles (degrees) Cross Measurements (mm)


Single Bend Bay



AB 1560
BC 7480

B

AC



Orientation *

List Price Adder
£340/€390

**Max Total Width not
to exceed 5486mm**

Select Lines from Project ID and Bay

Line(s) Quantity Track Width (mm) Effect Style Mount Order Operation Style

0 --- --- --- ---

PROJECT ID REVISION

If you have additional bent or curved tracks on your order, please enter your measurements on the next page.



Lutron Electronics Co., Inc.
7200 Sauer Road
Croydon, PA 19026-1299, U.S.A.

Please read before submitting your order

Re: SO15119 Villa Rose - bent tracks

Leeana Taft <Leeana@cpinteriors.je>

Thu 30/05/2024 14:38

To:EA Windows <eawindows@lutron.com>

Cc:Rachel Baugh <rachel@cpinteriors.je>

 3 attachments (1 MB)

3592364_18_LinePriceProposal Bent tracks Villa Rose.pdf; Villa Rose Living Room.png; Villa Rose Bedroom .png;

Hi Filomena

Pleased to hear that we can now order the Sfold 80mm bent tracks. We require 2 to match other straight tracks already produced for this project.

I have attached the proposal with **approx. sizes** entered for the two tracks – 1 in living room & 1 in Bed 1. Accurate drawings of the building showing the radius are attached. This, also, shows the straight track next to the bent one in each situation. We already have the straight tracks.

Please can you adjust the order to suit the drawings. Let me know if you need anything clarifying on the drawings.

Many thanks

PROPOSAL

ID 3592364.18

Project Information

Name Villa Rose
Location Jersey

Notes

Proposal

Name Proposal 8 Betn Tracks -check to drawing
Revision # Revision 10
Created by Leeana Taft
Created on 25-May-2024

Price in GBP	Price	£4,449.69
	Shipping & Handling	£81.43
	Total Price	£4,531.12

Summary

Dimensions specified in millimeters | Price in GBP

Line	Name	Description	Width	Height	Qty	Unit Cost	Ext. Cost
1	Living room Drapery bent Sfold 80mm	Drapery Sivoia QS Wired D145 Drapery Track 4559 mm, Ceiling Mount			1	£2,193.38	£2,193.38
2	Bed 1 Drapery trk bent Sfold 80mm	Drapery Sivoia QS Wired D145 Drapery Track 4831 mm, Ceiling Mount			1	£2,256.31	£2,256.31
			Total Units	2			
			Sub Total			£4,449.69	
			Shipping & Handling			£81.43	
			Total Price			£4,531.12	

Line Item Details

Dimensions specified in millimeters | Drawings not to scale. For reference only

All Areas > Bent Tracks

Drapery

Line Item	1	Mounting	Ceiling Mount
Name	Living room Drapery bent SFold 80mm	Number of Splices per Track	None
Qty	1	Master Carrier Selection	Standard Side Draw Master Carrier
Product Details	Sivoia QS Wired D145 Drapery Track	Estimated Opening Size	3523 mm
Width	4559 mm	Estimated Stackback Length	1037 mm
Track Type	Single	Max Fabric Weight per Track	41 kg
Pleat	S Fold	Number of Brackets per Track	13
Fullness	80 mm	Number of Carriers per Track	56
Metal Color	White	Estimated Carrier Spacing	79 mm
Operator Position	Left	Total Track Length	4559 mm
Draw Direction	Left Draw		

Line Item Details

Dimensions specified in millimeters | Drawings not to scale. For reference only

Drapery

Line Item	2	Mounting	Ceiling Mount
Name	Bed 1 Drapery trk bent Sfold 80mm	Number of Splices per Track	None
Qty	1	Master Carrier Selection	Standard Side Draw Master Carrier
Product Details	Sivoia QS Wired D145 Drapery Track	Estimated Opening Size	3739 mm
Width	4831 mm	Estimated Stackback Length	1092 mm
Track Type	Single	Max Fabric Weight per Track	41 kg
Pleat	S Fold	Number of Brackets per Track	14
Fullness	80 mm	Number of Carriers per Track	60
Metal Color	White	Estimated Carrier Spacing	79 mm
Operator Position	Left	Total Track Length	4831 mm
Draw Direction	Left Draw		