

Staff Name Adrian

### Work Diary

| Order No | Measurer or Fitter | Contact Address  | Customer Ref | Date       | Time  |
|----------|--------------------|--|--------------|------------|-------|
| SO14788  | Measurer           | Mrs.Pippa Le Page, Clarosa, Rue Du Clos Fallu, St Martin, JE3 6AA, 07700732000, pippa_howell21@hotmail.com |              | 10-07-2023 | 10:00 |

Notes : To discuss options for windows, awning, etc. as full refurbishment is being carried out

| Location    | Supplier       | Blind Type /Description     | Colour | Qty | Width | Drop | Fitting Height | Blind/Recess        | Controls | Brackets | Surface | Unit Price |
|-------------|----------------|-----------------------------|--------|-----|-------|------|----------------|---------------------|----------|----------|---------|------------|
| Bays<br>Bed | Jc             | Plantation<br>Shutter Round |        | 1   | 1628  | 1028 |                | external deco       |          |          |         |            |
| u           | mgsfm<br>blind | Duetta to<br>corner         |        | 1   | See   | work |                |                     |          |          |         |            |
|             |                |                             |        |     |       |      |                | See work for others |          |          |         |            |
|             |                | Awning<br>Phazer VNA        |        | 1   | 4500  | 3500 |                |                     |          |          |         |            |
|             |                | 1x Crock Leg                |        |     |       |      |                |                     |          |          |         |            |

Comments:

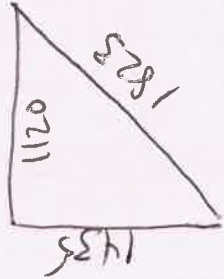
Order Date

Customer Signature  
 X  
 I have checked and agree with the above choices

Target Fitting Date

~~Set~~ Duet  
 All recess lines

Boys Bed 1



Duet also  
 # Top down bottom up

Boys Bed 2

1/2 #

Round shutts

1028 x 1028

plus 45 mm

Build up

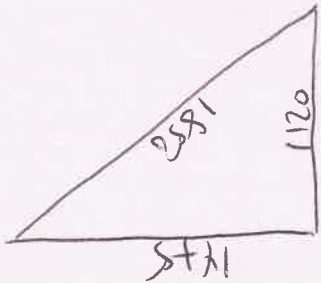
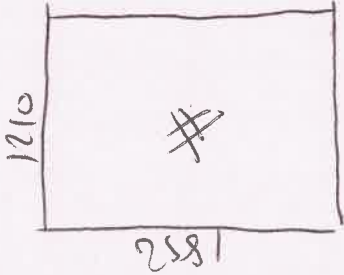
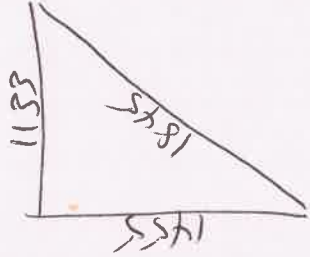
amber

deco

1028 x 1028

1/2 #

Plain bed



1 x round shutts  
 1028 x 1028  
 Amber deco

Eastdown plantation  
 GAVA

1850 x 1220  
 at 3  
 1028  
 mid rail too

Approx