

Date

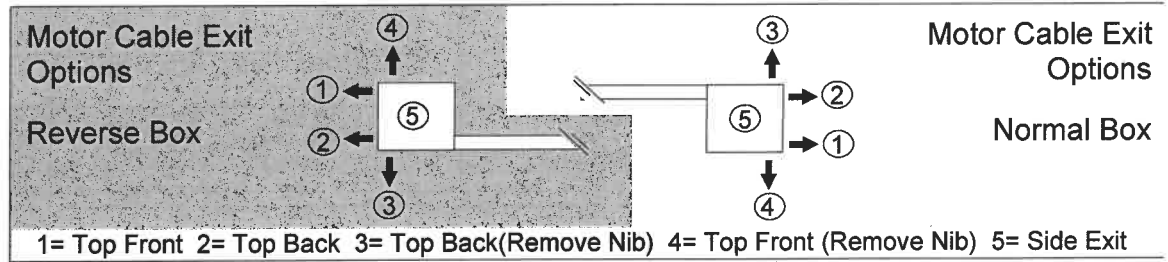
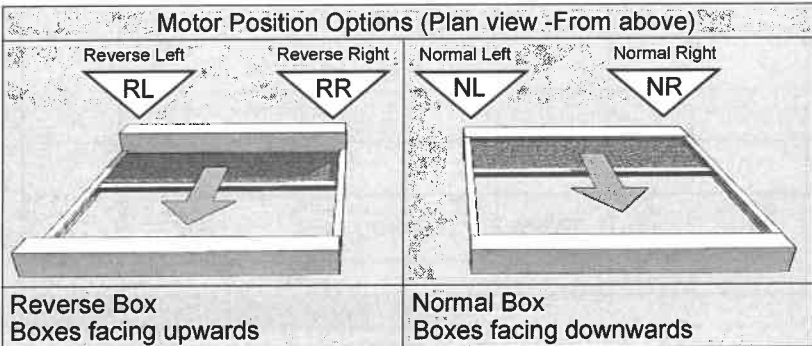
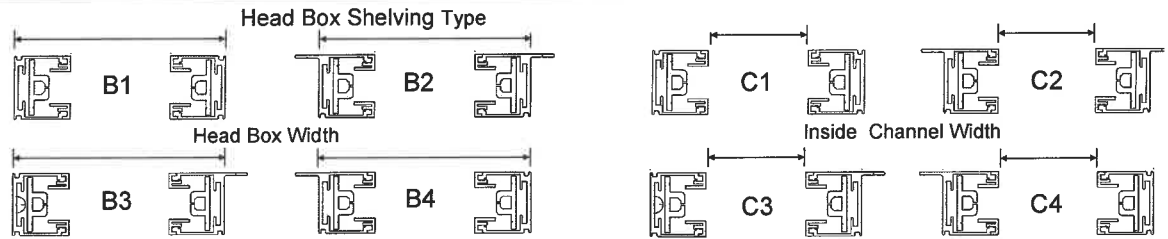
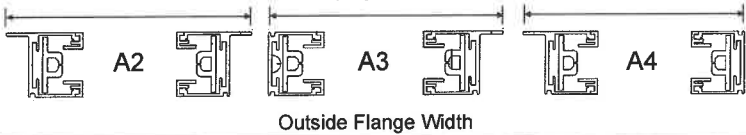
ORDER FORM DATA SHEET
85/110/150/200mm Box Electric Rooflight

Company Name: CP INTERIORS Contact Name: TAMARA Contact Tel No: 01534 768141
 SHY Ref / Quote No: _____ Customer Ref: 5013997 LESLIE Required Date: AS SOON AS POSSIBLE

Section 1: Blind Specifications

Blind Ref	Cloth		Hardware Colour	How Measured? (See Guide Below)		Normal or Reverse Box (See Guide Below)	Tension Box Size 85mm (Standard) or to Match Cloth Box	Zip Colour Grey / Black / White	Shelving (mm)		Motor (See Guide Below)			Width (mm)	Drop (mm)	QTY
	Type	Colour		A2 to C4	Blind or Recess				Width	Length	Positions RL to NR	Radio or Hardwired	Cable Exit 1 to 5			
1	PANAMA	white	white	B1	Blind	Reverse	Match cloth	white	—	—	RL	RADIO	4	1740	3815	1
	chrome	white														
	3y.															

Please use the other side of this page for more available space



Section 2: Reduction? If window recess sizes are given, do you want us to reduce the sizes by 4mm? Yes No Other.....

Comments

Available standard hardware colours are white RAL 9910 & black 9005 60% Gloss. Other colours are available upon request according to the quoted extra price.

Clear all data

Tel. 01462 455 400 Fax. 01462 437 600

E-mail: info@shy.co.uk