

Date

ORDER FORM DATA SHEET

85/110/150/200mm Box Electric Rooflight

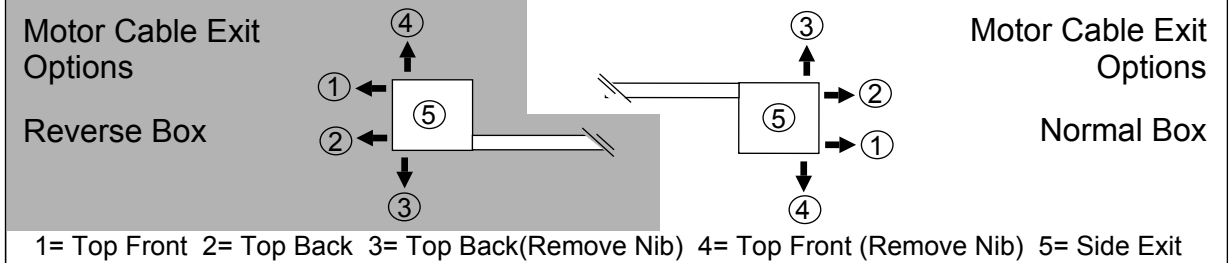
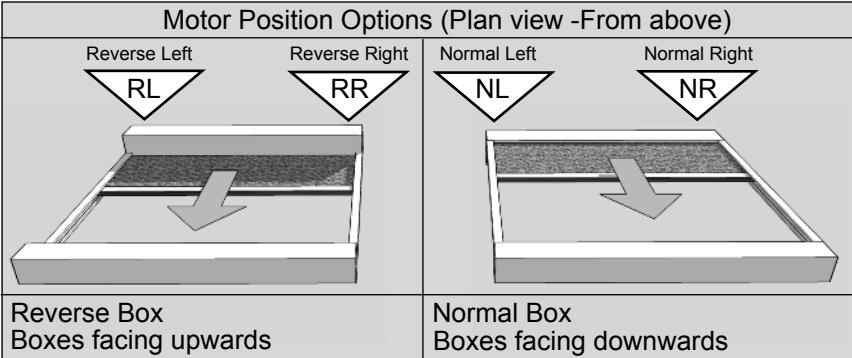
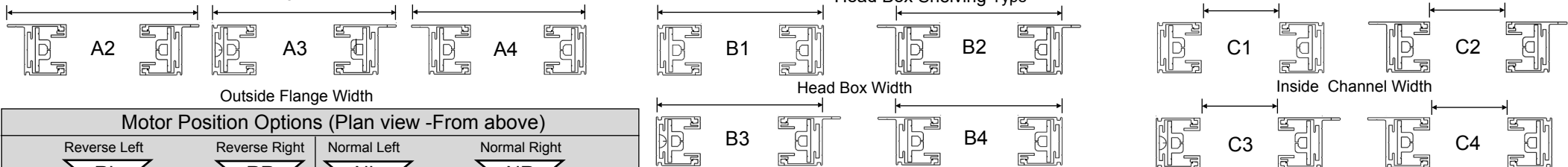
(dd/mm/yy)

Company Name:	Contact Name:	Contact Tel No:
SHY Ref / Quote No:	Customer Ref:	Required Date:

Section 1 Blind Specifications

Blind Ref	Cloth		Hardware Colour	How Measured? (See Guide Below)		Normal or Reverse Box (See Guide Below)	Tension Box Size 85mm (Standard) or to Match Cloth Box	Zip Colour Grey / Black / White	Shelving (mm)		Motor (See Guide Below)			Width (mm)	Drop (mm)	QTY
	Type	Colour		A2 to C4	Blind or Recess				Width	Length	Positions RL to NR	Radio or Hardwired	Cable Exit 1 to 5			

Please use the other side of this page for more available space



Section 2 Reduction? If window recess sizes are given, do you want us to reduce the sizes by 4mm? Yes No Other.....

Comments

