

Date

# ORDER FORM DATA SHEET

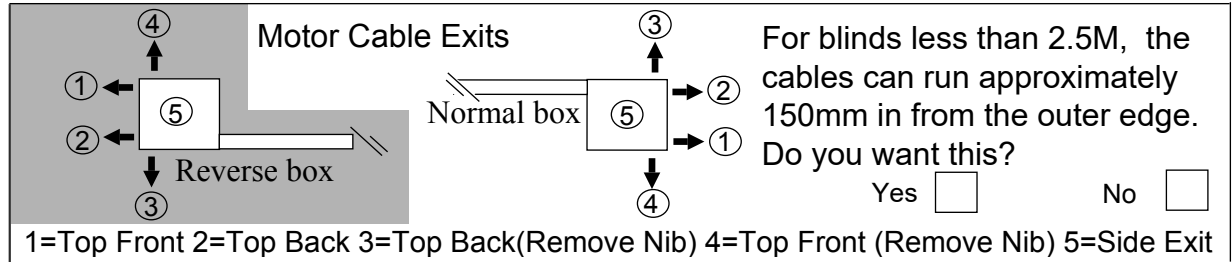
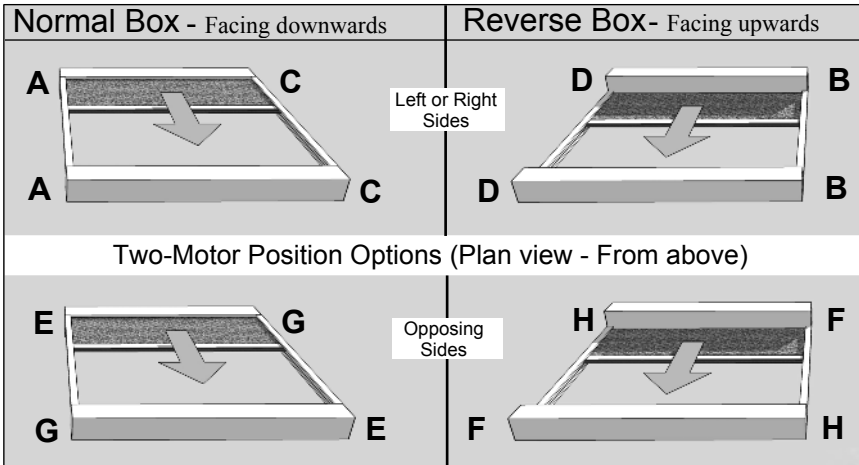
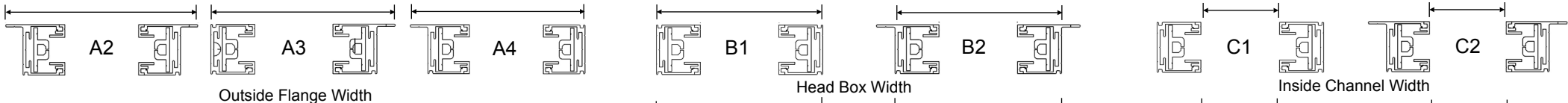
## 150/200mm Box Electric FTS Rooflight

SHADING SOLUTIONS BY DESIGN > (dd/mm/yy) .....

Company Name:	Contact Name:	Contact Tel No:
SHY Ref / Quote No:	Customer Ref:	Required Date:

**Section 1 Blind Specifications** Please use the other side of this page for more space

Blind Ref	Cloth		Hardware Colour	How Measured? (See Guide Below)		Normal or Reverse Box (See Guide Below)	Zip Colour Grey / Black / White	Shelving (mm)			Motors (See Guide Below)		Width (mm)	Drop (mm)	QTY
	Type	Colour		A2 to C4	Blind or Recess			Width	Length	Type	Positions A to H	Cable Exits 1 to 5			



One FTS Electric control box and IB switch is supplied with each system  
*All radio RTS switches & handsets are extra, as quoted. Please order these extras within the comments box below if required.*

**Section 2 Reduction?** If window recess sizes are given, do you want us to reduce the sizes by 4mm? Yes  No  Other.....

Comments

