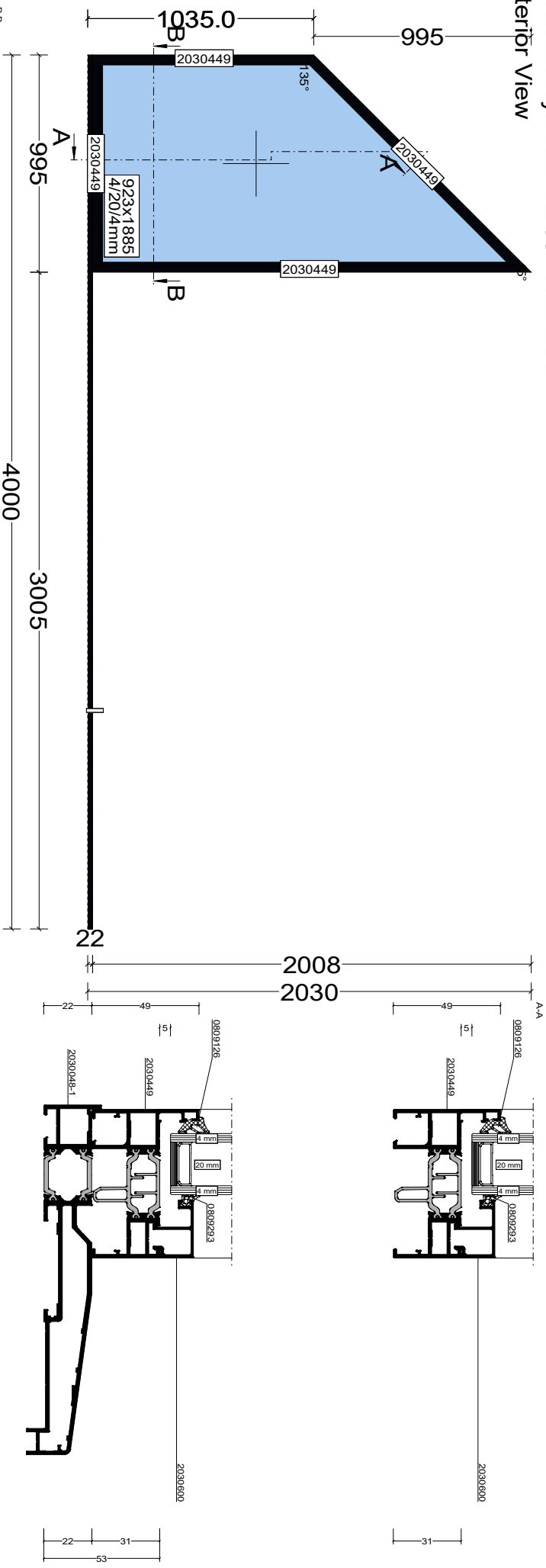


Pos. 001, Quantity: 1  
 Finish: 79 9M05

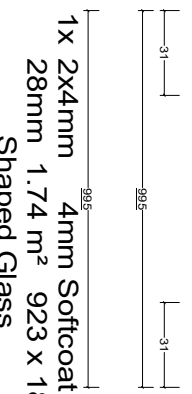
Job: Celine Watson Lamb A

Job Number: 1170R

System: Reynaers SL 68 Standard  
 Exterior View



**RAL 9005**  
**Raked Head**  
 160mm Cill (4000mm with pos 02)  
 Window Height inc. Cill  
 1035mm Left / 2030mm Right  
 Front To Back 68mm



1x 2x4mm 4mm Softcoat Tough Clear , 4mm Clear Tough {Swiss V, Argon}, 4mm Softcoat Tough optitherm1 ks gas black thermo  
 28mm 1.74 m² 923 x 1885mm  
 Shaped Glass

Pos. 002, Quantity: 1

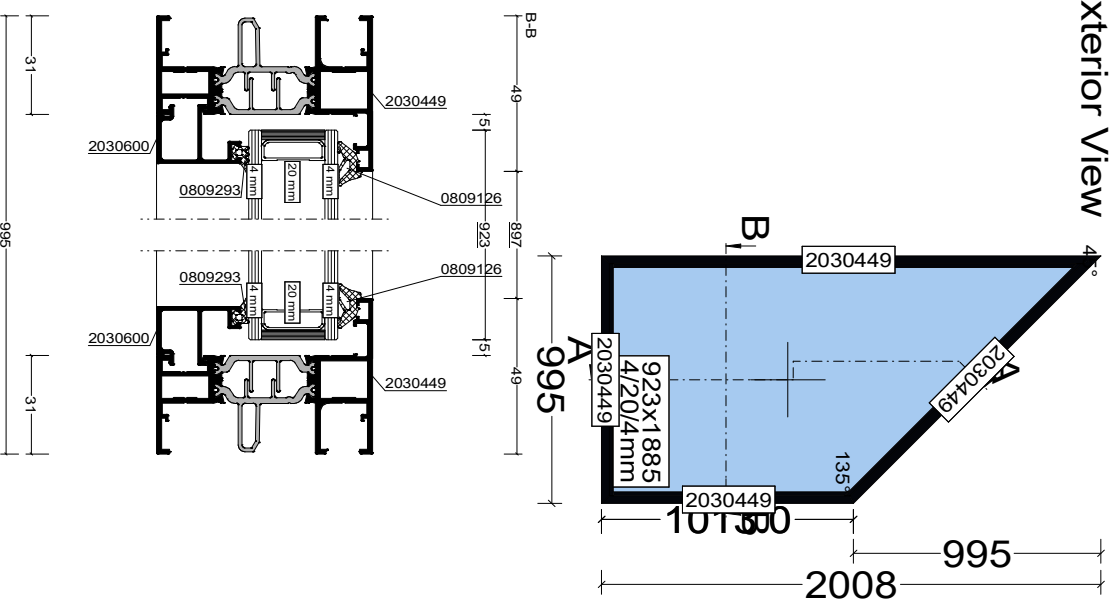
Finish: 79 9M05

Job: Celine Watson Lamb A

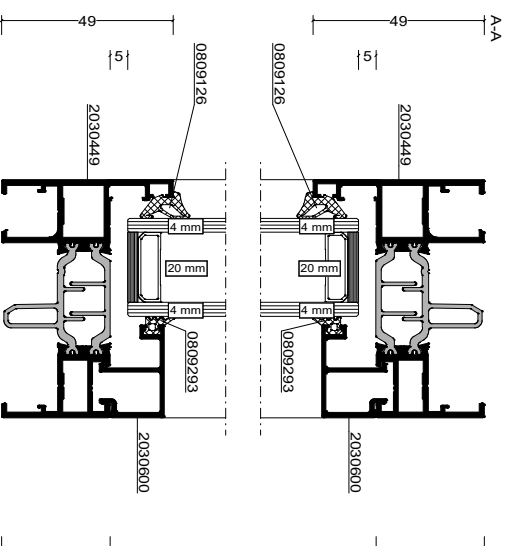
Job Number: 1170R

System: Reynaers SL 68 Standard

Exterior View



**RAL9005**  
**Raked Head**  
**160mm Cill (4000mm with pos 01)**  
**Window Height inc. Cill**  
**2030mm Left / 1035mm Right**  
**Front To Back 68mm**



1 x 2x4mm 4mm Softcoat Tough Clear

28mm 1.74 m<sup>2</sup> 923 x 1885mm

Shaped Glass

, 4mm Clear Tough {Swiss V, Argon}, 4mm Softcoat Tough optitherm1 ks gas black thermo

Pos. 003, Quantity: 1

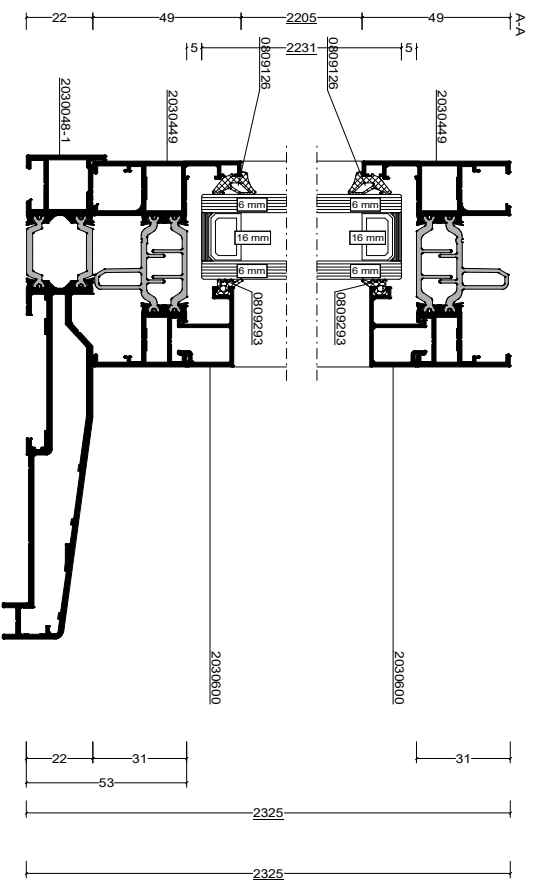
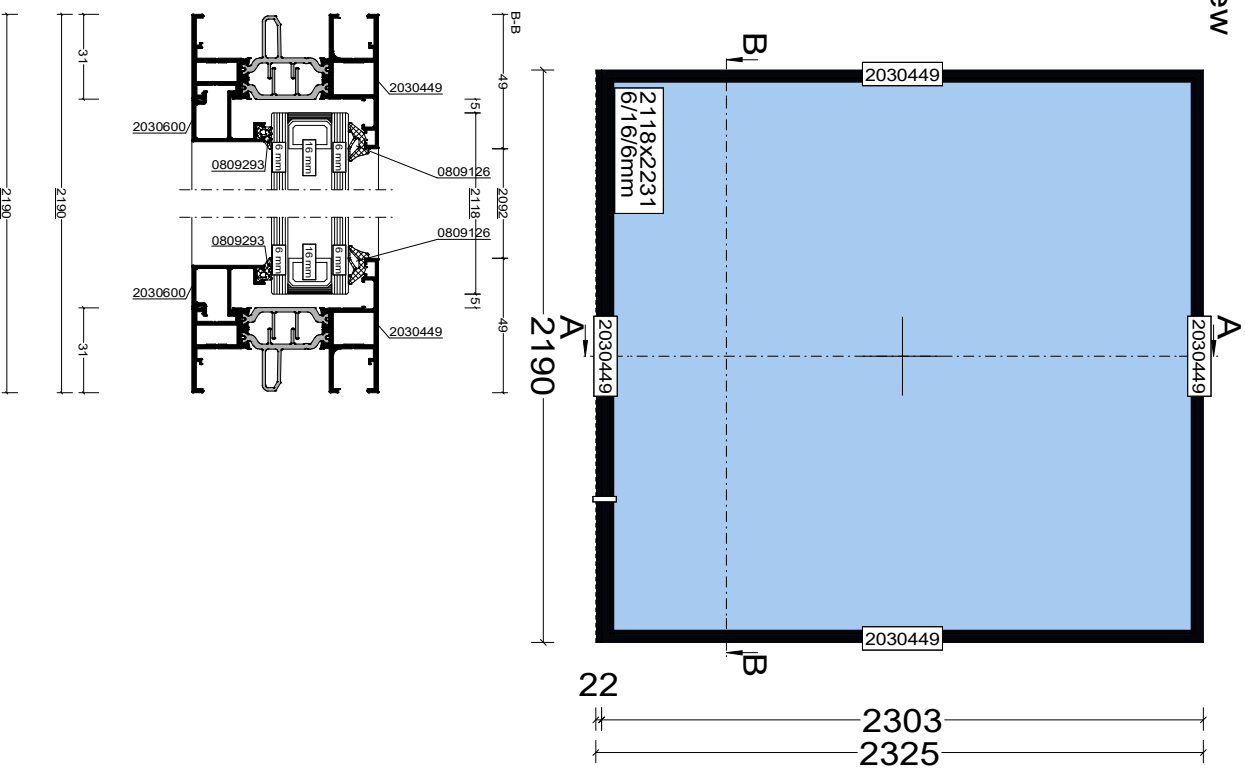
Finish: 79 9M05

Job: Celine Watson Lamb A

Job Number: 1170R

System: Reynaers SL 68 Standard

Exterior View



**RAL9005**  
**160mm Cill**  
**Height 2325mm Inc. Cill**

1x 6/6 Clear Tough Softcoat Argon, 6/6 Clear Tough Softcoat Argon  
28mm 4.73 m<sup>2</sup> 2118 x 2231mm

Pos. 004, Quantity: 1

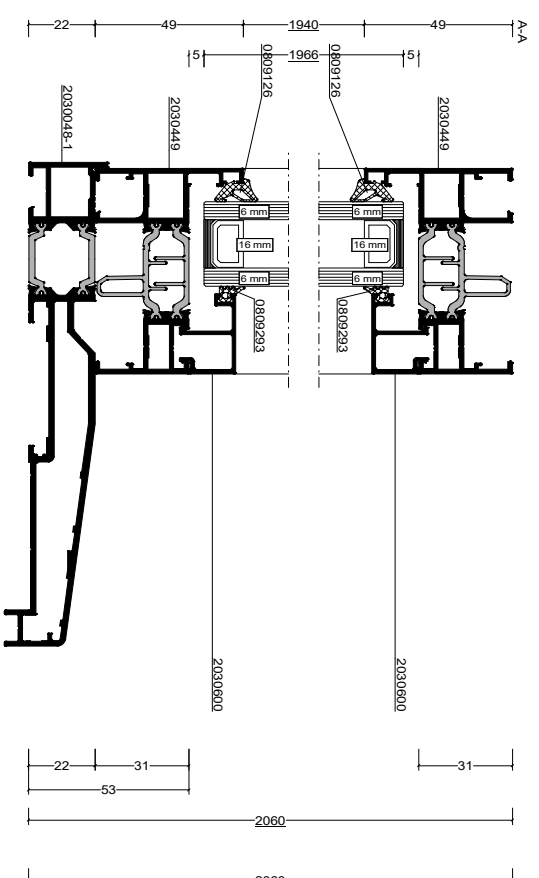
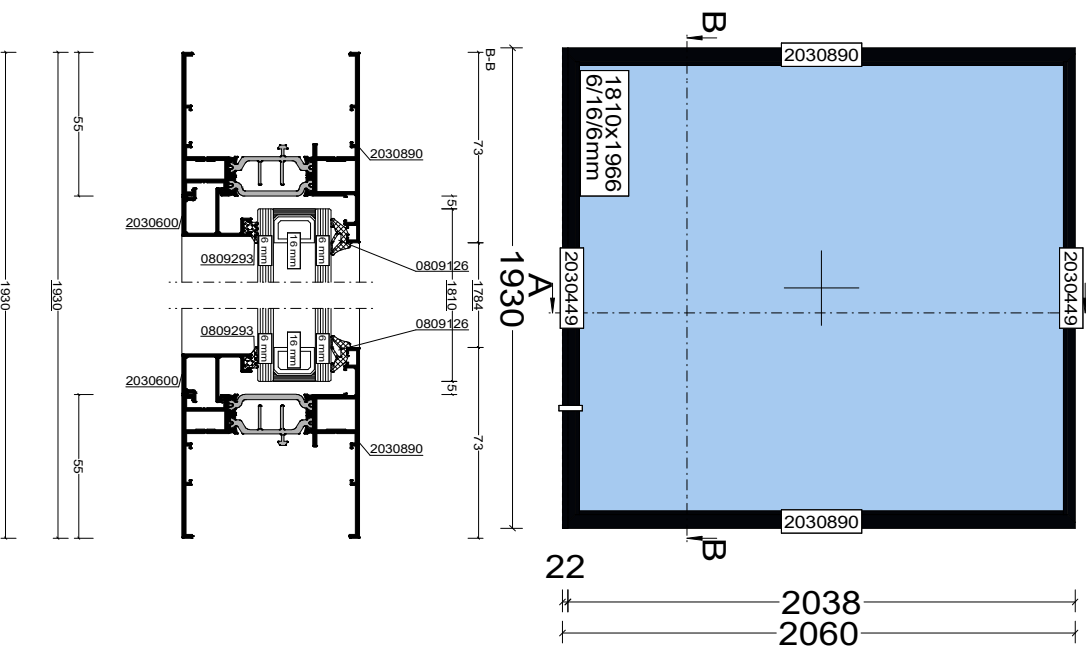
Finish: 79 9M05

Job: Celine Watson Lamb A

Job Number: 1170R

System: Reynaers SL 68 Standard

Exterior View A



**RAL9005**

**160mm Cill**

**Deep Frame To Sides**

**20mm Extender To Both Sides**

**Height 2060mm Inc. Cill**

**Width 1970mm inc. Extenders**

**Sightline 93mm Each Jamb**

1x 6/6 Clear Tough Softcoat Argon, 6/6 Clear Tough Softcoat Argon

28mm 3.56 m<sup>2</sup> 1810 x 1966mm





