

Ss_40_15_35_19

Curtain and blind systems REVISED

Systems

Ss_40_15_35_19 Curtain and blind systems

1. Description: The Contractor is to allow to remove existing and supply and install new blinds throughout as shown on IW drawing ref. STNFS-IWD-XX-00-DR-A-2532.
2. System manufacturer: Contractor's choice
3. Blinds: Pr_30_59_07_72 Roller blinds
4. Fasteners: Pr_20_29_63_50 Masonry plugs

Products

Pr_20_29_63_50 Masonry plugs

1. Description: Fixing for roller blind brackets within reveals.
2. Manufacturer: Contractor's choice
3. Format: To suit substrate, loads to be supported and conditions expected in use.
4. Size: Screw size 6–10.

Pr_30_59_07_72 Roller blinds REVISED


1. Description: Installation of roller blinds where previously removed.
2. Manufacturer: Contractor's choice
3. Standards: To [BS 5867-1](#), [BS 5867-2](#) and [BS EN 13120](#).
4. Position: Where existing removed.
5. Dimensions (minimum width x depth): To suit existing windows.
6. [Headrail](#)
 - 6.1. Material: Powder coated extruded aluminium.
 - 6.2. Colour: White.
7. [Blinds](#)
 - 7.1. Material: Linen.
 - 7.2. Blackout function: Required. Dim-out option also required.
 - 7.3. Finish: TBC
 - 7.4. Colour: TBC
 - 7.5. Pattern: TBC
8. [Tube](#)
 - 8.1. Material: Extruded aluminium.

£	p
Page Total	
Section Total	

Preliminaries:

ST NEOTS FS (STAGE 4)

Job No: 502780 - Date: June 24



- 9. Tube covers
 - 9.1. Material: Powder coated extruded aluminium.
 - 9.2. Colour: White.
- 10. Operation: Manual, stainless steel ball chain.
- 11. Operating effort: To [BS EN 13120](#), class 2.
- 12. Mechanism endurance: To [BS EN 13120](#), class 2.
- 13. Execution: Pr_30_59_07/630 Installing blinds

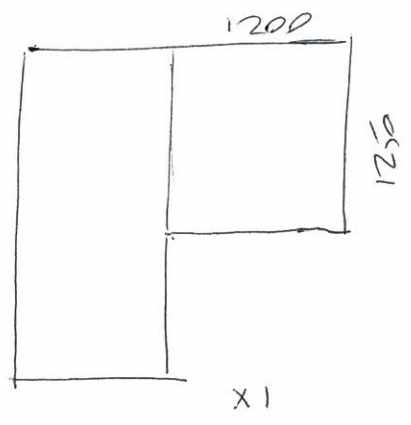
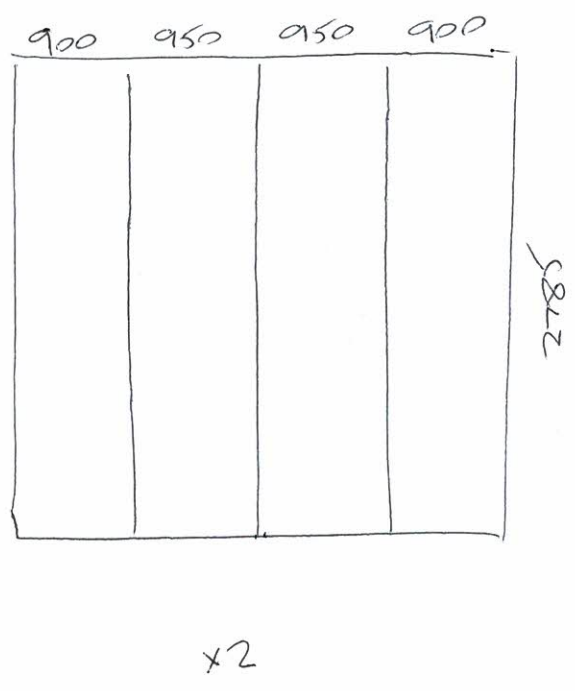
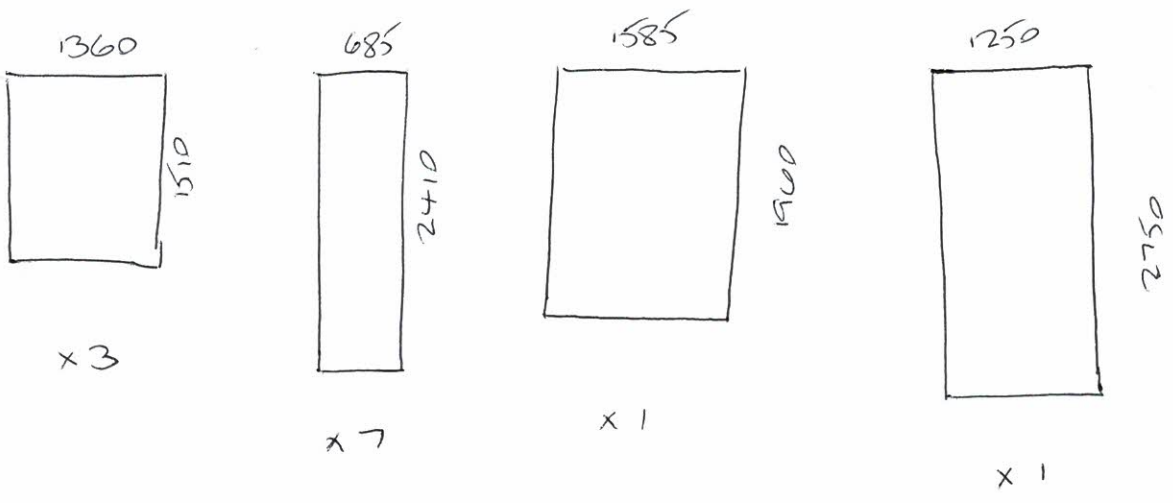
Execution

Pr_30_59_07/630 Installing blinds

- 1. Position: Window head.
- 2. Fixing: Top-fix.
- 3. Electronic controls: Not required.

Ω End of System

£	p
Page Total	
Section Total	



St Neots Fire Station

Elite Construction (Combs)