

Account Number

Company Name

Address

Contact No:

COVORD BLINDS DIRECT

45 WINDERMERE RD, WOBURN RD

IND EST LIMPSTOD MK42 7PR

01234 841515



Order No: 7694 PATIAGYARK

1 SHUTTER No: 1

Order Date: 10.02.23

Installer:

BBEXCEL

Please Note: Only One Window Per Order Form

2. SHUTTER WINDOW LOCATION:

LANDING

3. COLOUR:

Cotton: Arctic:

4. LOUVRE SIZE:

63mm: 50mm:

6. WIDTH:

Max Panel width 714mm

Min Width with Handle Rebate: 220mm

Glass Size: 438 mm

7. DROP:

Max Panel drop: 2100mm

Glass Size: 1370 mm

8. BEAD DEPTH:

20mm 22mm 24mm

9. FRONT TILT BAR LOCATION:

Left: Right:

10. UNISPLIT TILT BAR:

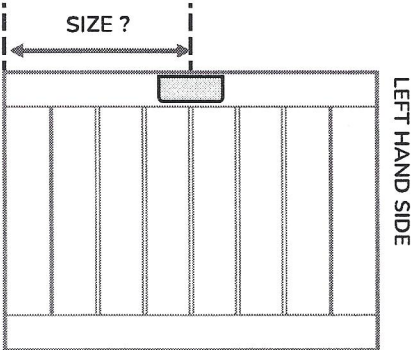
Split Location: mm

11. DIVIDER RAIL POSITION:

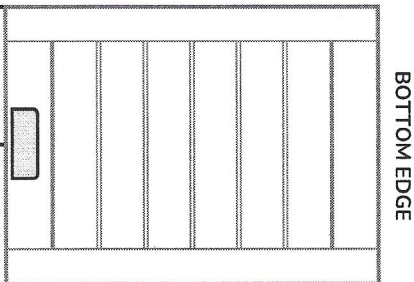
Centre Point Position: mm

Uni-Split Tilt Bars & Divider Rails are Measured from the bottom up.

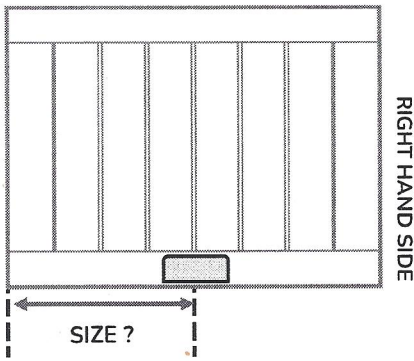
12. HANDLE REBATE POSITION: Please Note - If you have a Top or Bottom edge Handle Rebate, the quantity of Panels must be an ODD Number.



Left Hand Side Size: mm



Bottom Edge Size: mm



Right Hand Side Size: 685 mm

Important Notice: The position of Window Handles can vary from Side to Side and Top to Bottom. Please don't assume that they are central to the window frame.

13. MULTIPLE PANELS

It is possible to fit Multiple Panels side by side within a single Pane of Glass. Please state how many are required, and these will be divided equally into the given Glass Size width. (6 Maximum)

1	2	3
4	5	6

Each extra Panel will be supplied complete with a RH over LH Astragal.

SPECIAL INSTRUCTIONS:

Signature Required:

Signature line

Account Number

Company Name

Address

COVORDE BLINDS DIRECT
45 HUNDEAN RD, NODUEN ED
INDUSTRIAL ESI KEMPSON HWY
Contact No: 0234 84515



Shutter-Lite
Trade Order form

GREXCEL

Order No:

7694 LATADZAK

Order Date:

24.10.23

1 SHUTTER No:

2

Installer:

Please Note:
Only One Window
Per Order Form

2. SHUTTER WINDOW LOCATION:

KITCHEN

3. COLOUR:

Cotton:

Arctic:

4. LOUVRE SIZE:

63mm:

5. RAIL SIZE:

50mm:

6. WIDTH:

Max Panel width 714mm

Min Width with Handle Rebate: 220mm

Glass Size:

560

7. DROP:

Max Panel drop: 2100mm

Glass Size:

965

8. BEAD DEPTH:

20mm

22mm

24mm

9. FRONT TILT BAR LOCATION:

Left:

Right:

10. UNISPLIT TILT BAR:

Split Location:

mm

11. DIVIDER RAIL POSITION:

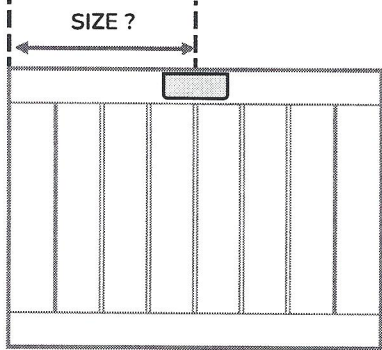
Centre Point Position:

mm

Uni-Split Tilt Bars & Divider Rails
are Measured from the bottom up.

12. HANDLE REBATE POSITION: Please Note - If you have a Top or Bottom edge Handle Rebate, the quantity of Panels must be an ODD Number.

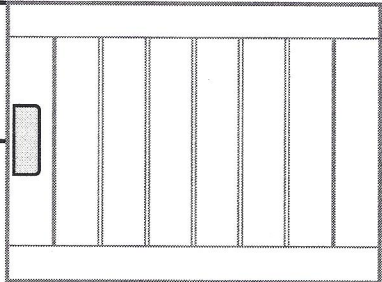
LEFT HAND SIDE



Left Hand Side

Size: mm

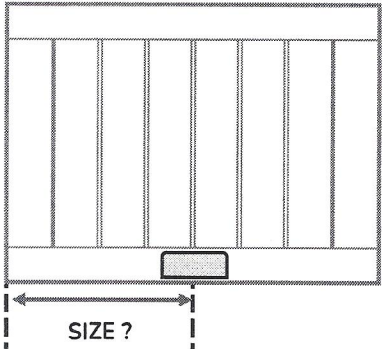
BOTTOM EDGE



Bottom Edge

Size: mm

RIGHT HAND SIDE



Right Hand Side

Size: mm

Important Notice:
The position of Window Handles can vary from Side to Side and Top to Bottom. Please don't assume that they are central to the window frame.

13. MULTIPLE PANELS

It is possible to fit Multiple Panels side by side within a single Pane of Glass. Please state how many are required, and these will be divided equally into the given Glass Size width. (6 Maximum)

1	2	3
4	5	6

Each extra Panel will be supplied complete with a RH over LH Astragal.

SPECIAL INSTRUCTIONS:

Signature Required: _____