

Order Confirmation

Prepared for Mr David Evans

This contract represents a binding legal agreement between Mr David Evans and HBD Systems as detailed below and on the following 2 pages.

Customer: Mr David Evans	Installation Address: 5 Chesham Road
Address: 5 Chesham Road	Berkhamsted
Berkhamsted	Hertfordshire
Hertfordshire	United Kingdom
Postcode: FALSE	Postcode: HP43BT
Phone: 07970107357	
Email: sox_evans@yahoo.co.uk	

Purchase Price: £7,952.34 including VAT

Payment Terms:


50% Deposit 40% Interim payment (due two weeks before installation) 10% Balance on completion Bank Details; G&N LTD Account No : 10026755 Sort code : 16-30-24

Payment Schedule:

Deposit (50%):	£3,976.17
Interim (40%):	£3,180.94
Final (10%):	£795.23

To exercise the right to cancel, you must inform us of the decision to cancel the contract by a clear statement (e.g., a letter sent by post or e-mail) quoting your name, address and this contract number within 14 days of placing your deposit. If you cancel after work has begun e.g. Survey has taken place and before products have been ordered you will be charged a minimum survey fee of £250 + VAT dependent on the amount of work undertaken. Please note by signing the survey confirmation your products will go into order and you will no longer be able to cancel. In the case of off plan or supply only projects your signature on the contract waives any cooling off period as signature triggers order processing and therefore no refund can be processed. By signing this agreement, you're confirming that you have thoroughly checked the below specification is correct for each individual item being ordered. This includes; Colour, opening direction, hardware, glass specification etc. Whilst we endeavor to ensure the specification is as discussed at estimating stage, it is the client's responsibility to double check everything is 100% correct before signing off the order and HBD will place your order in accordance with your signed contract. Admin fees will apply in instances such as change of contract holder, contracts are split from one phase into multiple phases or for new homeowner certification. Please see more details at <https://hbdsystems.co.uk/trading-terms-and-conditions/>

Signed by: (customer)



"Thank you for your business, we're really looking forward to working with you!"

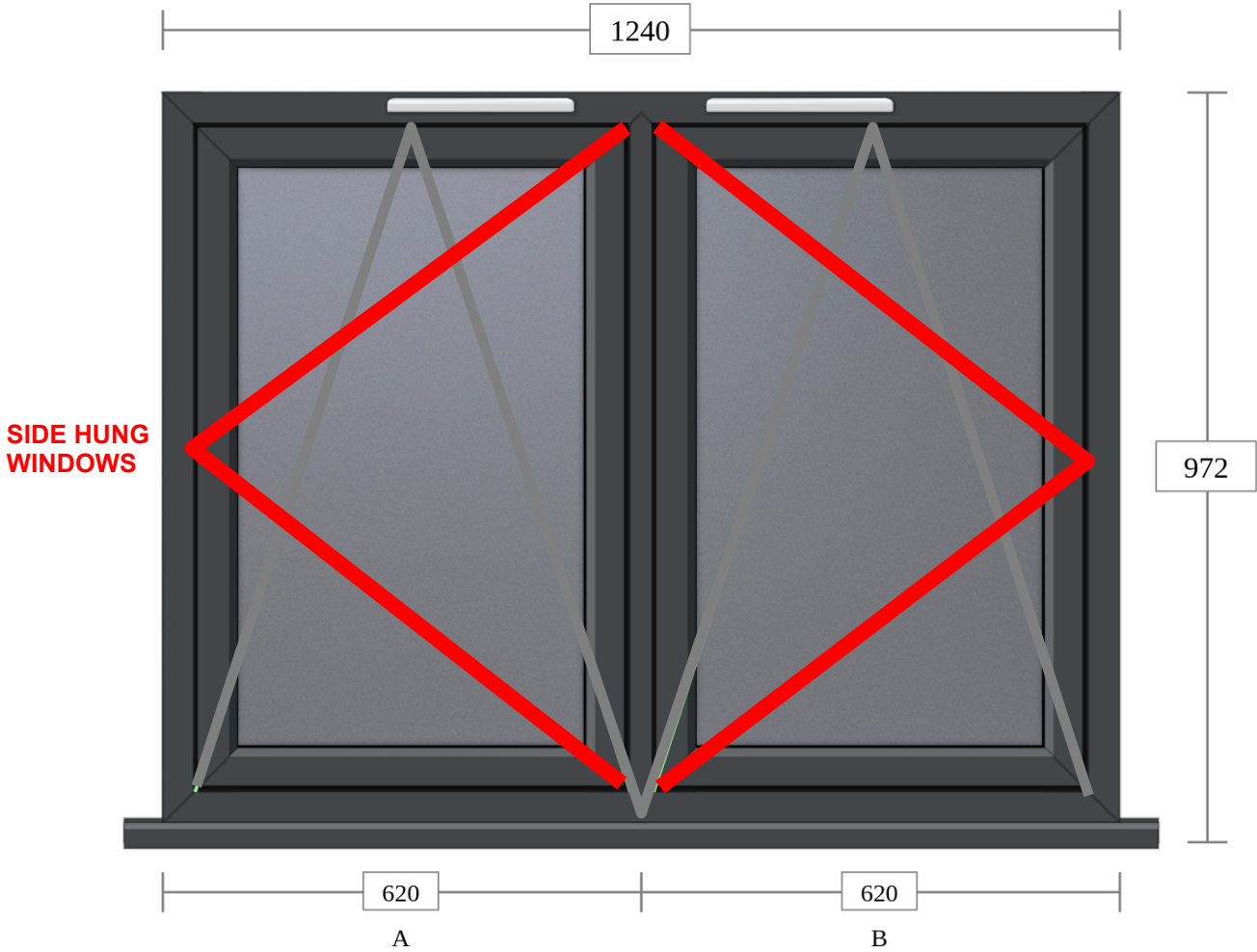
I have read and agree to your Terms & Conditions

Date: 13 / 07 / 2023

Item Spec: 1 of 2	Quantity: 1	Location: W01	Job Type: Supply & Fit - Remove & replace
-------------------	-------------	---------------	---

☀ View from outside

Trickle Vents to be Central to each Sash



Point of arrow denotes hinge position of openers.

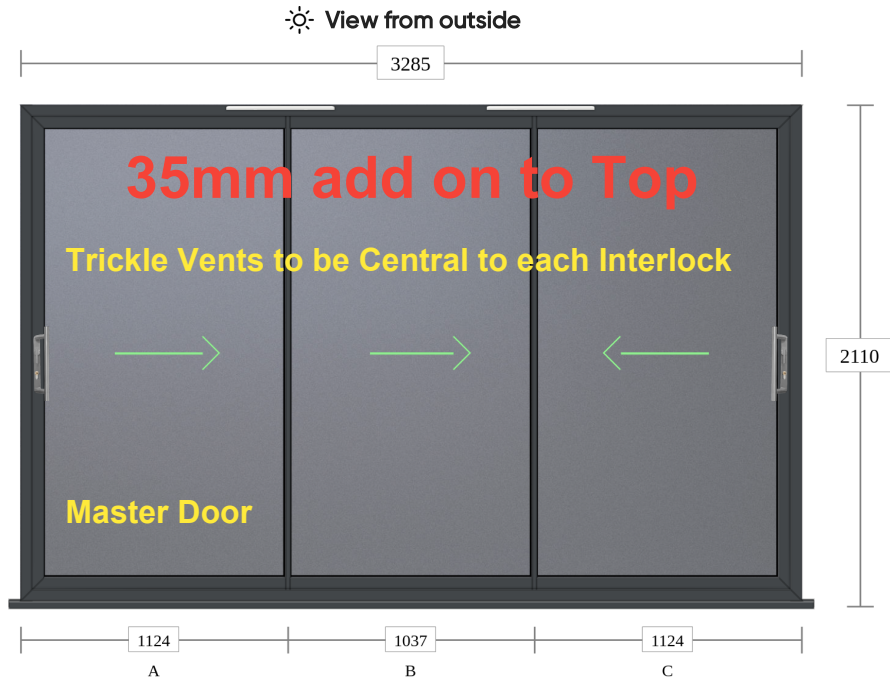
Origin OW70 Casement Window (x1)

Frame:	Long Leg Square	Colour:	7015m Slate Grey	Profile	Trickle Vent: 2x Colour coded 4000mm2 in Head
Sash:	Flush Bevel	Window Handle:	Brushed Aluminium		
Mullion:	Standard Square				
Bead:	Square				
Cill:	155mm				
Frame Joint Type:	Mitred				
Sash Joint Type:	Mitred				

Glass: 4mm/4mm Tough Low E - 20mm Swiss Spacer Black - Clear




Item Spec: 2 of 2	Quantity: 1	Location: SL1	Job Type: Supply & Fit - Remove & replace
--------------------------	--------------------	----------------------	--



Survey Notes

- Final finished floor was mark on blockwork this was taken from hallway floor level, this is set **2077mm** down From steel, this was agreed on site with builder. It is curial this is correct.
- As spoke about with builder on site, brickwork on reveals for the door runs out of plum **20mm** from bottom to top, we will trim side jambs with a colour coded trim depending on gaps.
- Cavity at base needs to be solid filled a minimum of **253mm** back from face brick to allow from threshold to sit on. This needs to be done prior to our install.
- Door and window to sit back 30mm into the reveal up to facia.
- Structural opening is **2125mm** set down from steel. No alterations are needed on Height.



Origin OS44 Sliding Door (x1)

Frame:	Standard Square	Colour:	7015m Slate Grey	Profile Trickle Vent:	2x Colour coded 5000mm2 in Head + 35mm add on above
Sash:	Slim Square			Lock Cylinder: Door	Euro Cylinder Nickel
Interlock:	Ultra Slim			Handle:	300mm All In One
Bead:	Square				
Cill:	60mm Drip Bar				
Frame Joint Type:	Mitred				
Sash Joint Type:	Mitred				
Glass:	6mm/6mm Tough Low E - 20mm Swiss Spacer Black - Clear				



Please note: Images shown are for illustrative purposes. Printers & computer screens cannot be relied upon to accurately replicate colours.

ATTENTION! Please read all details carefully!

Pre-Installation Checklist

To ensure a professional and problem free installation please could you confirm that the following items are complete and correct prior to our installation. Failure to complete the items below may result in a delayed installation.

- 1. The opening must be the correct agreed size.**
- 2. All agreed additional work to be done prior to our installation is complete.**
- 3. The opening must be clear internally of all obstructions for 1.5m along the length of the opening including window boards, beds, sofas and other furniture.**
- 4. The opening must be clear externally of all obstructions for 2.5m along the length of the opening including plant pots or outdoor furniture.**
- 5. Scaffold must be removed or adjusted fully clear of the opening prior to installation.**
- 6. Clear access to installation area.**
- 7. All threshold preparation is complete.**
- 8. Any damp proof membranes required are in place.**
- 9. Any lintels or steels required have been installed.**
- 10. Ensure all blinds and curtains have been removed prior to installation.**
- 11. Parking and any necessary permits must be arranged prior to installation for each working day.**

On the day of your installation the client or a representative must be available to check and sign off all of the products installed and have a demonstration of how the products operate. If no one is available, the customer will have a period of 24 hours to check off the products before they are deemed satisfactory. We will not accept responsibility of any damage reported after this time. Our installation teams photograph all products installed prior to leaving site and report any issues to the installation manager.

Final payment will be due on the last day of the installation, any outstanding works covered under our 10 year guarantee. If payment is not made within 24 hours we will be contacting the payee and further payment charges may apply.

If we are not aware of any variations to the above our installers may not be able to undertake the installation. This will result in a minimum rebooking fee of £250 depending on the logistics involved.