

Nova Product Guide



KEEP FLIES OUT!



*BEE
Friendly*

The ever popular Nova is a versatile and rigid framed door & window system, which is suitable for both the residential and commercial markets. Manufactured in Extruded Powder Coated Aluminium Profile. Suitable for face fitting both internally and externally.



Normal Duty Door (MND)

The classic design Nova door has been a market leader within the domestic environment for many years. Fitted with our Standard Fibreglass (18x16) Charcoal mesh, complete with mid bar and Kick Plate as standard. Various meshing options are available including the HD Suntex and Metal Meshes. Strong and robust the door can be simply lifted off its hinges for easy cleaning, and storage, if required.

To overcome any problems with existing door furniture, we offer a 3 or 4 sided subframe to compliment your Nova door. Please note, both doors pictured have been fitted with additional subframes

Heavy Duty Door (MNDHD)

The Nova Heavy Duty (HD) Door is designed for heavy use thoroughfares, and is perfectly suited for commercial applications. The door benefits from an aluminium push plate with twin mid bars, and easily stands up to constant everyday traffic. Our Tuff Mesh (17x13) Black mesh is fitted as standard. Various other mesh options are available.

Window (MNWH)(MNW)

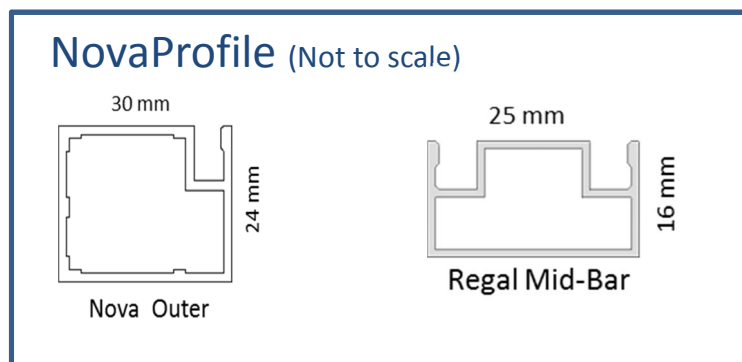
The versatile Nova frame can also be used to manufacture commercial window screens, either with hinges (**MNWH**) or fixed frame type without any fittings (**MNW**). This Heavy Duty screening is ideal for larger applications. Our Standard Fibreglass (18x16) mesh is fitted, and other meshes are an option.



White finish as standard. Special option RAL colours are available.
Please contact our Sales Team for further details.

Product	Code	Standard Specifications	Options (POR)
Nova Door Normal Duty <i>Rec Max Size</i> <i>W = 1100mm</i> <i>H = 2200mm</i>	MNDS	<ul style="list-style-type: none"> Extruded Powder Coated Aluminium Profile. (30 x 24mm) FR Fibreglass (18x16) Charcoal Mesh. Central mid bar. Aluminium bottom kick plate. Lift off PVC hinges. (Not Fitted). (x 2). <i>Allow 20mm for fitting</i> Magnetic catch closure. (Not Fitted). <i>Allow 15mm for fitting</i> Powder Coated Aluminium Handle. (x 2). (Not Fitted). White finish. 	<ul style="list-style-type: none"> 3 or 4 Sided Aluminium Profile Subframe.* Various Mesh options. RAL colours.
Nova Door Heavy Duty <i>Rec Max Size</i> <i>W = 1300 mm</i> <i>H = 2400 mm</i>	MNDHD	<ul style="list-style-type: none"> Extruded Powder Coated Aluminium Profile. (30 x 24mm) Tuff Mesh (17x13) Black Mesh. Aluminium push plate. Aluminium bottom kick plate. Lift off PVC hinges. (Not Fitted). (x 2). <i>Allow 20 mm for fitting</i> Magnetic catch closure. (Not Fitted). <i>Allow 15mm for fitting</i> Powder Coated Aluminium Handle. (x 2). (Not Fitted). White finish. 	<ul style="list-style-type: none"> 3 or 4 Sided Aluminium Profile Subframe.* Various Mesh options. RAL colours.
Nova Window	MNWH MNW	<ul style="list-style-type: none"> Extruded Powder Coated Aluminium Profile. (30 x 24mm) FR Fibreglass (18x16) Charcoal Mesh. Central Mid bar dependant on size. Lift off PVC hinges. (Not Fitted). (x 2). <i>Allow 20 mm for fitting</i> Magnetic catch closure. (Not Fitted). <i>Allow 15mm for fitting</i> Powder Coated Aluminium Handle. (x 1).(Not Fitted). White finish. <ul style="list-style-type: none"> As above without fittings. 	<ul style="list-style-type: none"> Various Mesh options. RAL colours.

* Please note screens are manufactured to fit supplied subframes. Therefore when measuring, please supply finished subframe size. For further advice please call our Sales Team.



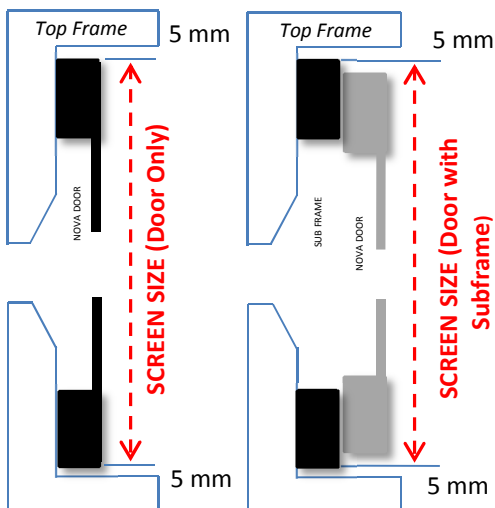
Please take note before you measure;

Screens are manufactured to **SCREEN SIZE** (edge of frame to edge of frame excluding fittings). FLYDOR do not make any adjustments or allowances. All Measurements are in mm. Sizes to be supplied as Width x Height.

WIDTH (Birds eye view)

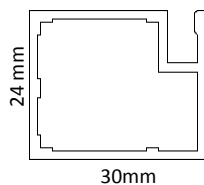


HEIGHT

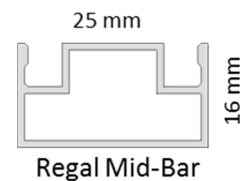


Measuring Tips :

- **Doors with Subframe:** Flydor will manufacture the door to fit your subframe size.
- **Width;** Make sure you have enough room for hinges and fittings. Allow a few mm's overall for fitting a subframe.
- **Height;** If using a brush strip on the bottom door edge, measurement will be from the very top edge of the door to the bottom edge of the bristle. The mid bar or push plate can be mounted higher or lower than the standard central position to help with existing door handles etc...



Nova Outer Profile
(Not to scale)



Regal Mid-Bar

Nova Door Models (all variants)

Please read through before installing your door.

Your Panel Door Pack will consist of the following. 1. Fully assembled Door. 2. Door Fittings. 3. Subframe (if ordered) flat packed.* NO Fixings are supplied.

Subframe (Metal profile only)


Fit together the three or four sided subframe with the push in PVC corner pieces. Pre drill assembled frame as follows A. Drill Small pilot hole through whole of profile. B. Open up hole in front face to 10mm. C. After fixing to existing frame by using suitable screws, use 10mm cover caps to finish



Installing the Door.

1. Fit the hinges.

These are in two main parts plus a pin. (Note Hinges may be two part fixed pin). Offer up door to frame, and mark where hinges are to go. **pic A** For lift out doors fit with the pin facing up as in **pic B**



Part hinge fitted to existing frame




Rest of part hinge fitted to Door profile

Installation Guide.

2. Fit handle.

Drill small pilot hole and screw direct to frame.



3. Fitting magnetic catches.

Screw the body of the magnetic catch to the edge of the screen door. *pic C* Hang the door and close onto the frame. With the catch in place mark and screw into position.



pic D



Maintenance.

Your Panel door can easily be lifted off the hinges for storage when not required.

The frame and mesh can be sponged clean with a mild detergent solution, when needed. No further maintenance is required.



** Subframes may be supplied assembled for transporting purposes.*



For our full range of products please visit our website www.flydor.co.uk

You can purchase your Flydor screens, from your local distributor and installer @



Priory Works, Newton St, Newton St Faith, Norwich , Norfolk, NR10 3AD
Tel 01603 897799 sales@flydor.co.uk www.flydor.co.uk