



Trade Price List
JANUARY 2026



**tropical
blinds**

Manufacturers of Interior Window Blinds & Shutters





CONTENTS

General Information	4	Roman Blinds	85-89
Size Allowances	5	Curtains	91-99
Venetian Blinds	7-21	Clic Blinds	101-107
Roller Blinds	23-35	Perfect Fit® Next Generation Blinds	109-115
View Roof Roller Blinds	37-41	Perfect Fit® Shutters Lite	117-119
Double Roller Blinds	43-49	Intu & Intu Micro Blinds	121-131
Tri shade Blinds	51-53	Motor Specification	133-147
Vertical Blinds	55-67	Child Safety Statement	150
Allusion Blinds	69-71	Terms & Conditions	151-155
Pleated Blinds	73-83	Shutters	157-162

GENERAL INFORMATION

CARRIAGE CHARGES

- Delivery to 'one-off' addresses will be subject to a £10.65 carriage fee plus any applicable area surcharges as detailed below.
- Delivery to most UK mainland addresses, by overnight carrier, carriage free. The following exceptions and charges apply:

Cornwall	£3.69
Devon	£3.69
Powys/Dyfed/Anglesey/Gwynedd	£3.69
Scotland	£3.69
Scottish Highlands	£22.01
Isle Of Wight	£9.25
Isle Of Man	£25.90
Channel Islands	£25.90
Isle of Scilly	£25.90
Scottish Isles	£25.90
Northern Ireland	£25.90
Eire (excluding Dublin)	£25.90
Dublin	£25.90

Perfect Fit® Shutters Lite	£12.19
----------------------------	--------

- In order to upgrade your delivery from a standard next day delivery, the following charges will apply:

Saturday Delivery	£42.64
Monday - Friday Pre 1.00pm	£15.99

- Please note a re-delivery charge of £10.65 will be made if we attempt delivery on the date as advised on your order acknowledgement, and there is not somebody available to receive the goods.
- All wholesale items will incur a delivery charge of £10.65 per 20 kilos and for every kilo after it is 27p. Free carriage will only apply if the order is over £500 or it is sent with a made up blind order.

SIZING

- All blinds are made to measure and priced on blind size. If sizes ordered lie between measurements given on the price list, the price charged will be that of the next larger size.
- Blinds that are manufactured to sizes outside of our price tables cannot be guaranteed.

ALUMINIUM, WOOD AND IMPRESSIONS VENETIAN BLINDS

25mm and 35mm Aluminium Venetian Blinds	Recess size to blind size -10mm from width and -10mm from drop
50mm Aluminium Blinds	Recess size to blind size -10mm from width and -20mm from drop
50mm Impression Blinds	Recess size to blind size -10mm from width and -10mm from drop

ROLLER BLINDS

Blind Size = Pin Size	This is the measurement from the outer edge of the pins
Sidewinder Roller Blinds	Recess size to blind size -5mm from width
Sprung Roller Blinds	Recess size to blind size -10mm from width
All Roller Blinds	Bracket to bracket size to blind size +10mm to width
All Roller Blinds	Fabric size to blind size +34mm to width
Louvolite Blockout Blinds	Recess size to blind size -1mm from width and -1 mm from drop
Louvolite Grip Fit Blinds	Fitting (cassette) position must be given, no allowance will be made

DUOROL AND VISION BLINDS

Recess size to blind size -10mm from width and -10mm from drop

TRI SHADE BLINDS

Recess size to blind size -10mm from width and -10mm from drop

VERTICAL BLINDS

Recess size to blind size -6mm from width and -12mm from drop

ALLUSION BLINDS

Recess size to blind size -10mm from width and -10mm from drop

FREEHANGING PLEATED BLINDS

Recess size to blind size -5mm from width and -5mm from drop

PLEATED CASSETTE BLINDS

Recess size to blind size -10mm from width and -5mm from drop

ROMAN BLINDS

Recess size to blind size -10mm from width and -5mm from drop

CLIC

Bead Fit Blinds	Glass size to blind size -4mm from width
Surface Fit Blinds	Glass size to blind size -2mm from width

PERFECT FIT® SHUTTERS LITE

Panel size to glass size -46mm from width and -46mm from drop





VENETIAN BLINDS

Free Hanging 25mm Paradise Aluminium Venetian Blind Specification	8
Free Hanging 25mm Paradise Aluminium Price Tables	9
Tensioned 25mm Paradise Aluminium Venetian Blinds	10-11
25mm Paradise Aluminium System Brackets	12
35mm & 50mm Continent Aluminium Venetian Blinds	13-15
Continent System Brackets	16
Availability Chart for Aluminium Venetian Blinds	17-19
50mm Impressions Wood Venetian Blinds	20
50mm Impressions Faux Wood Venetian Blinds	21

VENETIAN BLINDS

FREE HANGING 25MM PARADISE ALUMINIUM VENETIAN BLIND SPECIFICATION

Standard specification:

- Paradise system. Head rail 25mm wide x 24mm deep with a 25mm wide x 11mm deep bottom rail.
- Free-hanging operation with left hand wand tilt and right hand raise and lower.
- Blinds are fully colour co-ordinated where possible.
Please see availability chart on pages 17-19.
- Top/Face fix Installation brackets.

Non-standard specification available at no additional cost:

- Control positions can be altered: All controls on left, all controls on right or reverse controls with right hand wand tilt and left hand raise and lower.
- Triwand - Please state Triwand position - left or right.
- Double glazing applications. If flexible tilt cable and knob required, please see pricing below.
- Hold down brackets available.
- A range of fixing brackets available. Please see page 12.
- **Self-Adhesive cord tidy**

Non-standard specification available at an additional cost.

These prices are not subject to discount:

- Extension Brackets, Minimum Extension - 74mm, Max Extension - 110mm - £8.00
- Flexible tilt cable and knob for use with double glazed blinds. Silver - £16.59
- Side-guidewires - £12.00 per blind.
- Mixed slat colour combination. List price plus 20%.
- Cut out - £22.05 per blind.
- Perfect Fit® Next Generation. Please see page 110 for pricing.

Motorisation - 25mm aluminium blinds with Classic head rail

- Somfy Tilt 50 Central RTS (12v)/Zigbee Tilt Only 50 WF (12v) - List Price + 25% + Motor Price, please refer to Page 141.
- Somfy Sonesse 40 RTS (230v)/Zigbee Sonesse 40 (230v) - List Price + 25% + Motor Price, please refer to Page 143.
- Somfy Sonesse 40 WT (230v) - List Price + 25% + Motor Price, please refer to Page 144.

Other Information:

- Paradise hand held swatch available.
- Please specify on your order if you require blinds to line up.

Child Safety

- **Cord retaining cleat with applicable labelling supplied as necessary.**
- **Breakaway tassels supplied with raise and lower cords.**
- **Safety rings supplied on all raise and lower cords.**
- **Fitting and operating instructions supplied with all blinds.**

FREE HANGING 25MM PARADISE ALUMINIUM VENETIAN BLIND PRICE TABLES

BAND A

Width	24"	30"	36"	42"	48"	54"	60"	66"	72"	78"	84"	90"	96"	102"	108"	114"	120"	
Drop mm	609	762	914	1066	1219	1371	1524	1676	1828	1981	2133	2286	2438	2590	2743	2895	3048	
24"	609	61.80	64.01	66.22	70.68	75.20	83.93	88.38	92.79	97.21	101.61	114.85	118.82	128.11	132.50	136.94	141.84	150.24
30"	762	66.22	70.68	79.52	83.93	88.38	92.79	93.60	101.61	110.48	114.85	128.11	136.94	141.41	145.84	154.62	163.49	167.85
36"	914	75.20	79.52	88.38	92.79	97.21	106.00	110.48	114.65	119.26	128.11	141.41	150.01	154.62	163.49	167.85	181.26	185.61
42"	1066	76.60	83.93	91.93	97.21	106.00	114.85	119.26	123.69	132.49	136.94	154.62	163.49	172.37	181.26	185.61	198.86	203.24
48"	1219	79.52	88.38	93.66	101.61	110.48	119.26	123.69	132.49	141.41	150.24	167.85	176.80	185.61	194.51	203.24	216.60	225.53
54"	1371	83.93	91.93	97.21	106.00	114.85	123.69	132.49	141.41	150.24	163.49	181.26	194.51	203.24	212.21	221.03	234.27	251.02
60"	1524	88.38	93.66	100.77	110.48	119.26	128.11	141.41	145.84	159.10	172.37	194.51	207.76	216.60	224.18	238.68	251.90	260.76
66"	1676	92.79	97.21	102.48	114.85	123.69	136.94	147.10	159.10	172.37	185.61	207.76	221.03	229.85	246.75	256.37	269.68	274.08
72"	1828	95.68	100.77	106.00	123.69	132.49	145.84	150.24	176.80	190.04	198.86	221.03	234.27	247.54	260.76	274.08	287.37	300.64
78"	1981	97.21	102.48	114.85	128.11	141.41	154.62	167.85	185.61	198.86	212.21	234.27	247.54	260.76	274.08	287.37	305.04	318.29
84"	2133	99.38	106.00	119.26	132.49	147.10	163.49	176.80	194.51	212.21	225.39	244.23	260.76	274.08	291.76	305.04	322.67	335.92
90"	2286	101.61	109.61	123.69	141.41	149.94	172.37	185.61	207.76	221.03	238.68	260.76	274.84	291.47	309.43	322.67	353.67	358.09
96"	2438	104.52	111.36	128.11	150.24	163.49	181.26	194.51	216.60	234.27	247.54	269.68	291.76	305.04	322.67	340.39	358.09	375.80
102"	2590	106.00	119.26	132.49	154.62	172.37	190.04	203.24	225.39	243.10	260.76	282.92	305.04	329.54	340.39	353.67	375.80	393.46
108"	2743	110.48	123.69	136.94	163.49	181.26	198.86	216.60	238.68	256.37	274.84	296.22	318.29	335.92	353.67	371.38	393.46	411.47
114"	2895	113.43	128.11	145.84	167.85	185.61	203.24	225.39	247.54	265.25	282.91	309.43	331.52	353.67	371.38	389.07	411.47	428.81
120"	3048	114.85	132.49	150.24	176.80	194.51	212.21	234.27	260.76	278.51	296.22	322.67	349.16	366.95	389.07	406.68	428.81	450.91

BAND B

Width	24"	30"	36"	42"	48"	54"	60"	66"	72"	78"	84"	90"	96"	102"	108"	114"	120"	
Drop mm	609	762	914	1066	1219	1371	1524	1676	1828	1981	2133	2286	2438	2590	2743	2895	3048	
24"	609	77.24	80.00	82.79	88.37	94.00	104.92	110.48	115.98	121.51	126.97	143.59	148.50	160.15	165.65	171.19	177.31	187.83
30"	762	82.79	88.37	99.42	104.92	110.48	115.98	116.99	126.97	138.11	143.59	160.15	171.19	176.75	182.34	193.26	204.35	209.83
36"	914	94.00	99.42	110.48	115.98	121.51	132.52	138.11	143.29	149.08	160.15	176.75	187.56	193.26	204.35	209.83	226.57	232.01
42"	1066	95.74	104.92	114.87	121.51	132.52	143.59	149.08	154.64	165.63	171.19	193.26	204.35	215.42	226.57	232.01	248.59	254.06
48"	1219	99.42	110.48	117.06	126.97	138.11	149.08	154.64	165.63	176.75	187.83	209.83	220.98	232.01	243.10	254.06	270.76	281.88
54"	1371	104.92	114.87	121.51	132.52	143.59	154.64	165.63	176.75	187.83	204.35	226.57	243.10	254.06	265.24	276.27	292.86	313.75
60"	1524	110.48	117.06	125.95	138.11	149.08	160.15	176.75	182.34	198.89	215.42	243.10	259.68	270.76	280.23	298.34	314.89	325.95
66"	1676	115.98	121.51	128.11	143.59	154.64	171.19	183.84	198.89	215.42	232.01	259.68	276.27	287.35	308.43	320.49	337.08	342.59
72"	1828	119.61	125.95	132.52	154.64	165.63	182.34	187.83	220.98	237.53	248.59	276.27	292.86	309.43	325.95	342.59	359.21	375.79
78"	1981	121.51	128.11	143.59	160.15	176.75	193.26	209.83	232.01	248.59	265.24	292.86	309.43	325.95	342.59	359.21	381.35	397.90
84"	2133	124.20	132.52	149.08	165.63	183.84	204.35	220.98	243.10	265.24	281.76	305.28	325.95	342.59	364.71	381.35	403.35	419.92
90"	2286	126.97	137.03	154.64	176.75	187.41	215.42	232.01	259.68	276.27	298.34	325.95	343.57	364.32	386.77	403.35	442.08	447.60
96"	2438	130.66	139.21	160.15	187.83	204.35	226.57	243.10	270.76	292.86	309.43	337.08	364.71	381.35	403.35	425.48	447.60	469.75
102"	2590	132.52	149.08	165.63	193.26	215.42	237.53	254.06	281.76	303.93	325.95	353.67	381.35	411.93	425.48	442.08	469.75	491.82
108"	2743	138.11	154.64	171.19	204.35	226.57	248.59	270.76	298.34	320.49	343.57	370.25	397.90	419.92	442.08	464.23	491.82	514.33
114"	2895	141.78	160.15	182.34	209.83	232.01	254.06	281.76	309.43	331.57	353.64	386.77	414.41	442.08	464.23	486.34	514.33	536.02
120"	3048	143.59	165.63	187.83	220.98	243.10	265.24	292.86	325.95	348.13	370.25	403.35	436.43	458.67	486.34	508.39	536.02	563.60

VENETIAN BLINDS

TENSIONED 25MM PARADISE ALUMINIUM VENETIAN BLIND SPECIFICATION

Standard specification:

- Paradise system. Head rail 25mm wide x 24mm deep with Louvolite pleated moving bottom rail and Benthin pleated fixed bottom rail in gloss white.
- Blind is raised and lowered with operating handle. Left hand wand tilt.
- Top/Face fix Installation brackets.

Non-standard specification available at no additional cost:

- Right hand wand tilt.
- Louvolite pleated moving bottom rail in anthracite grey, black, brown, silver and tan.
- Benthin pleated fixed bottom rail in matt anthracite.

Non-standard specification available at an additional cost.

These prices are not subject to discount:

- Extension Brackets, Minimum Extension - 74mm, Max Extension - 110mm - £8.00
- Mixed slat colour combinations. List price plus 20%
- Cut outs - £22.05 per blind.
- Perfect Fit® Next Generation. Please see page 110 for pricing.

Other Information:

- Paradise hand held swatch available.
- Maximum manufacturing width for a tensioned blind is 1400mm wide.
- Please specify on your order if you require blinds to line up.

Child Safety

- This product is inherently child safe with no requirement for additional safety devices.

TENSIONED 25MM PARADISE ALUMINIUM
VENETIAN BLIND PRICE TABLES

BAND A

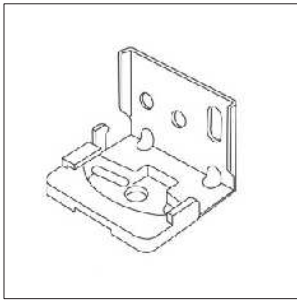
	Width	24"	30"	36"	42"	48"	55½"
Drop	mm	609	762	914	1066	1219	1400
24"	609	77.25	80.00	82.79	88.37	94.00	104.92
30"	762	82.79	88.37	99.42	104.92	110.48	115.97
36"	914	94.00	99.42	110.48	115.97	121.51	132.50
42"	1066	95.74	104.92	114.85	121.51	132.50	143.60
48"	1219	99.42	110.48	117.06	126.97	138.09	149.06
54"	1371	104.92	114.85	121.51	132.50	143.60	154.63
60"	1524	110.48	117.06	125.95	138.09	149.06	160.16
66"	1676	115.97	121.51	128.11	143.60	154.63	171.17
72"	1828	119.64	125.95	132.50	154.63	165.64	182.35
78"	1981	121.51	128.11	143.60	160.16	176.77	193.26
84"	2133	124.21	132.50	149.06	165.64	183.83	204.35
90"	2286	126.97	137.04	154.63	176.77	187.41	215.42
96"	2438	130.66	139.20	160.16	187.83	204.35	226.57
102"	2590	132.50	149.06	165.64	193.26	215.42	237.53
108"	2743	138.09	154.63	171.17	204.35	226.57	248.59
114"	2895	141.81	160.16	182.35	209.82	232.01	254.09
120"	3048	143.60	165.64	187.83	220.98	243.10	265.24

BAND B

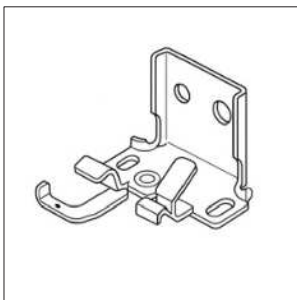
	Width	24"	30"	36"	42"	48"	55½"
Drop	mm	609	762	914	1066	1219	1400
24"	609	96.59	99.99	103.47	110.44	117.51	131.14
30"	762	103.47	110.44	124.26	131.14	138.11	144.97
36"	914	117.51	124.26	138.11	144.97	151.92	165.65
42"	1066	119.69	131.14	143.59	151.92	165.65	179.51
48"	1219	124.26	138.11	146.36	158.73	172.62	186.33
54"	1371	131.14	143.59	151.92	165.65	179.51	193.31
60"	1524	138.11	146.36	157.43	172.62	186.33	200.20
66"	1676	144.97	151.92	160.15	179.51	193.31	213.97
72"	1828	149.51	157.43	165.65	193.31	207.04	227.90
78"	1981	151.92	160.15	179.51	200.20	220.95	241.60
84"	2133	155.27	165.65	186.33	207.04	229.81	255.44
90"	2286	158.73	171.31	193.31	220.95	234.25	269.30
96"	2438	163.31	173.98	200.20	234.76	255.44	283.23
102"	2590	165.65	186.33	207.04	241.60	269.30	296.90
108"	2743	172.62	193.31	213.97	255.44	283.23	310.71
114"	2895	177.23	200.20	227.90	262.25	290.02	317.60
120"	3048	179.51	207.04	234.76	276.21	303.94	331.56

VENETIAN BLINDS

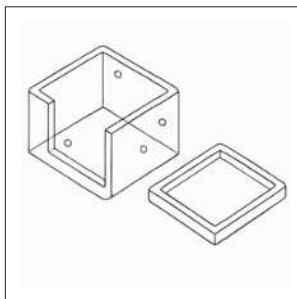
PARADISE SYSTEM BRACKETS



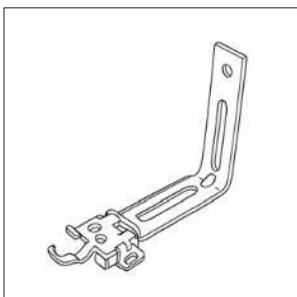
Top/Face Fix Installation Bracket - Supplied as Standard for Free Hanging Paradise Blinds
A universal metal bracket.



Top/Face Fix Swivel Bracket - A universal metal swivel bracket.



End Fix Bracket - A universal clear plastic bracket.



Extension Bracket - A metal face fix extension bracket. Minimum extension is 74mm. Maximum extension is 110mm.

35MM & 50MM CONTINENT ALUMINIUM VENETIAN BLIND SPECIFICATION

Standard specification:

- Continent system. Head rail 38mm wide x 28mm deep with a C section bottom rail.
- Wand tilt.
- Free-hanging operation with left hand wand tilt and right hand raise and lower.
- Blinds are fully colour co-ordinated where possible.
Please see availability chart on pages 17-19.
- Face fix brackets.

Non-standard specification available at no additional cost:

- Control positions can be altered: All controls on left, all controls on right or reverse controls with right hand wand tilt and left hand raise and lower.
- Cord tilt.
- Hold down brackets.
- A range of fixing brackets. Please see page 16.
- **Self-Adhesive cord tidy**

Non-standard specification available at an additional cost.

These prices are not subject to discount:

- Face fixing extension brackets - £9.26 per blind.
- 50mm only. Classic head rail 51mm wide x 57mm deep. A more robust head rail that can accommodate ladder tapes. Available in white, magnolia, brown or black. List price + 25%.
- Side-guidewires - £12.00 per blind.
- Mixed slat colour combination. List price plus 20%.
- Cut out - £22.05 per blind.

Motorisation - 35mm and 50mm aluminium blinds with Classic head rail:

- Somfy Tilt 50 Central RTS (12v)/Zigbee Tilt only 50 WF (12v) - List Price + 25% + Motor Price, please refer to Page 141.
- Somfy Sonesse 40 RTS (230v)/Zigbee Sonesse 40 (230v) - List Price + 25% + Motor Price, please refer to Page 143.
- Somfy Sonesse 40 WT (230v) - List Price + 25% + Motor Price, please refer to page 144.

Other Information:

- Paradise hand held swatch available.
- You must specify on your order if you require blinds to line up.

Child Safety

- **Cord retaining cleat with applicable labelling supplied as necessary.**
- **Child safe toggle.**
- **Safety rings supplied on all raise and lower cords.**
- **Fitting and operating instructions supplied with all blinds.**

VENETIAN BLINDS

35MM CONTINENT ALUMINIUM VENETIAN BLIND PRICE TABLES

BAND A

Width	24"	30"	36"	42"	48"	54"	60"	66"	72"	78"	84"	90"	96"	102"	108"	114"	120"	
Drop	mm	609	762	914	1066	1219	1371	1524	1676	1828	1981	2133	2286	2438	2590	2743	2895	3048
18"	457	63.86	68.66	72.90	75.61	84.22	87.88	91.29	96.19	102.43	108.27	112.76	116.78	129.16	133.92	138.79	143.62	148.57
24"	609	65.69	71.01	75.64	78.74	87.88	91.77	95.78	101.08	105.93	114.05	123.60	124.47	146.67	152.51	158.45	164.33	170.19
30"	762	69.86	76.33	81.40	84.97	93.83	101.33	105.84	111.50	118.70	127.76	137.50	144.05	161.44	168.17	174.94	181.69	188.40
36"	914	73.74	80.97	86.48	90.47	99.10	107.11	112.30	118.31	126.09	139.63	150.42	157.87	176.18	183.81	191.42	199.03	206.59
42"	1066	75.70	83.31	89.27	93.74	102.77	111.11	116.77	131.91	140.55	153.72	165.71	174.28	193.70	202.31	210.89	219.51	228.08
48"	1219	77.59	85.63	91.96	97.00	106.37	115.24	129.44	142.23	151.70	165.50	178.67	188.08	208.65	217.95	227.40	236.81	246.34
54"	1371	83.93	91.66	98.54	104.04	114.65	125.44	138.79	152.51	162.88	177.36	191.56	201.85	223.38	233.60	243.87	254.21	264.50
60"	1524	86.65	94.92	102.12	108.19	117.68	130.72	147.97	162.88	174.05	189.28	204.59	215.64	238.13	249.20	260.39	271.57	281.70
66"	1676	88.56	97.21	104.98	111.41	125.15	134.73	157.13	173.21	185.30	201.00	217.52	229.47	252.91	264.82	276.89	288.91	301.00
72"	1828	93.88	103.99	112.10	119.00	133.92	147.70	168.04	185.40	198.45	219.77	232.85	245.86	270.44	283.32	296.52	309.43	322.44
78"	1981	95.78	106.27	114.85	127.62	141.35	156.01	177.36	195.71	209.63	226.94	245.75	259.65	285.21	299.10	312.98	326.79	340.65
84"	2133	99.75	110.81	119.88	134.18	148.82	164.33	186.54	206.01	220.79	238.74	258.65	273.45	299.96	314.74	329.51	344.17	358.91
90"	2286	104.75	115.54	125.06	141.93	157.58	174.05	197.43	218.23	233.96	252.77	274.02	289.81	317.43	333.23	349.01	364.75	380.56
96"	2438	106.70	117.91	127.91	148.57	164.99	182.40	206.59	228.55	245.19	264.69	287.05	303.57	332.24	348.87	365.50	382.00	398.78
102"	2590	111.45	123.17	133.63	155.13	172.47	190.73	215.92	238.89	256.37	276.44	299.96	317.40	347.04	364.51	382.00	399.34	416.98
108"	2743	118.13	127.91	143.33	161.75	179.91	199.02	225.12	249.20	267.56	288.35	312.83	331.19	361.90	380.10	398.46	416.68	435.20
114"	2895	120.10	130.31	146.10	167.37	187.41	207.35	234.29	259.50	278.73	300.12	325.93	345.00	376.71	395.76	414.98	434.08	453.22
120"	3048	121.95	134.46	156.14	176.04	196.34	217.05	245.19	271.84	291.97	314.27	341.29	361.37	394.15	414.27	434.48	454.65	474.93

BAND B

Width	24"	30"	36"	42"	48"	54"	60"	66"	72"	78"	84"	90"	96"	102"	108"	114"	120"	
Drop	mm	609	762	914	1066	1219	1371	1524	1676	1828	1981	2133	2286	2438	2590	2743	2895	3048
18"	457	79.81	85.86	91.15	94.50	105.25	109.83	114.10	120.23	128.03	135.35	140.99	146.03	161.46	167.42	173.50	179.54	185.72
24"	609	82.11	88.77	94.56	98.40	109.83	114.74	119.71	126.33	132.43	142.59	154.48	155.57	183.33	190.64	198.06	205.41	212.75
30"	762	87.29	95.36	101.76	106.21	117.28	126.64	132.29	139.36	148.38	159.67	171.87	180.08	201.80	210.23	218.66	227.07	235.49
36"	914	92.18	101.17	108.13	113.10	123.87	133.87	140.38	147.89	157.62	174.55	188.01	197.33	220.24	229.78	239.24	248.79	258.24
42"	1066	94.58	104.12	111.60	117.20	128.42	138.89	146.00	164.90	175.66	192.14	207.14	217.84	242.14	252.88	263.62	274.39	285.09
48"	1219	96.99	107.02	114.97	121.27	132.95	144.04	161.80	177.77	189.64	206.82	223.32	235.12	260.76	272.44	284.23	296.05	307.90
54"	1371	104.92	114.57	123.18	130.01	143.29	156.80	173.50	190.64	203.57	221.70	239.44	252.30	279.24	291.98	304.86	317.80	330.63
60"	1524	108.31	118.66	127.69	135.24	147.11	163.41	184.94	203.57	217.54	236.59	255.74	269.58	297.68	311.51	325.50	339.47	352.14
66"	1676	110.75	121.51	131.23	139.25	156.44	168.42	196.43	216.48	231.57	251.22	271.89	286.81	316.14	331.06	346.09	361.16	376.24
72"	1828	117.34	129.95	140.13	148.80	167.42	184.61	210.04	231.74	248.07	274.73	291.07	307.31	338.00	354.18	370.65	386.77	403.07
78"	1981	119.71	132.85	143.59	159.53	176.67	195.03	221.70	244.62	262.01	283.71	307.16	324.53	356.50	373.86	391.25	408.48	425.84
84"	2133	124.68	138.49	149.88	167.72	186.04	205.41	233.16	257.53	276.01	298.44	323.31	341.79	374.96	393.40	411.88	430.20	448.57
90"	2286	130.96	144.41	156.32	177.44	196.97	217.54	246.81	272.79	292.46	315.98	342.51	362.26	396.81	416.56	436.26	455.94	475.68
96"	2438	133.37	147.38	159.88	185.72	206.25	227.99	258.24	285.68	306.50	330.85	358.77	379.47	415.30	436.06	456.90	477.52	498.44
102"	2590	139.32	153.95	167.02	193.90	215.59	238.41	269.92	298.61	320.49	345.51	374.96	396.73	433.79	455.63	477.52	499.18	521.24
108"	2743	147.68	159.88	179.16	202.18	224.87	248.79	281.35	311.51	334.42	360.43	391.05	413.98	452.36	475.12	498.09	520.84	543.98
114"	2895	150.15	162.87	182.64	209.24	234.26	259.18	292.88	324.38	348.43	375.12	407.39	431.24	470.85	494.70	518.72	542.60	566.55
120"	3048	152.43	168.06	195.17	220.05	245.42	271.33	306.50	339.82	364.96	392.85	426.66	451.73	492.71	517.81	543.07	568.32	593.67

50MM CONTINENT ALUMINIUM VENETIAN
BLIND PRICE TABLES

BAND A

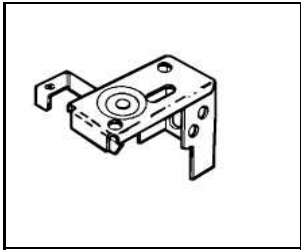
Width	24"	30"	36"	42"	48"	54"	60"	66"	72"	78"	84"	90"	96"	102"	108"	114"	120"	
Drop mm	609	762	914	1066	1219	1371	1524	1676	1828	1981	2133	2286	2438	2590	2743	2895	3048	
18"	457	59.83	64.70	67.62	69.98	77.10	78.45	83.93	88.70	94.46	103.24	108.16	113.36	127.54	132.46	137.38	142.81	147.77
24"	609	61.48	66.75	69.96	72.90	80.38	84.24	88.97	97.41	103.28	116.24	122.08	128.29	143.35	149.16	155.05	161.62	167.48
30"	762	65.49	71.23	74.86	78.29	86.07	92.60	96.64	105.98	112.56	123.37	132.79	139.74	155.52	162.02	168.59	175.97	182.55
36"	914	68.65	74.82	78.89	82.20	91.03	97.93	106.51	117.17	124.65	136.10	146.67	154.64	171.36	178.77	186.24	194.74	202.23
42"	1066	70.33	76.90	81.31	85.52	94.26	101.84	116.42	128.29	136.67	148.86	160.58	169.54	187.16	195.51	203.95	213.47	221.92
48"	1219	72.00	79.01	83.89	89.90	98.91	108.64	123.97	136.90	146.00	158.55	171.26	180.98	199.30	208.37	217.48	227.86	237.70
54"	1371	77.59	84.94	90.12	97.02	107.00	117.65	133.86	148.03	158.01	171.33	185.13	195.88	215.10	225.09	235.11	246.61	256.61
60"	1524	80.00	87.91	93.55	104.14	115.07	126.63	143.75	159.13	170.09	184.05	199.04	210.84	230.95	241.80	252.80	265.37	276.32
66"	1676	81.83	90.01	97.25	109.64	121.21	133.50	151.30	167.73	179.33	193.77	209.67	222.26	243.08	254.66	266.36	279.73	291.39
72"	1828	86.92	95.73	103.34	116.75	129.25	142.44	161.22	178.84	191.40	211.06	223.59	237.18	258.89	271.38	284.05	298.45	311.08
78"	1981	88.76	97.84	108.12	122.27	135.47	149.37	168.78	187.50	200.71	216.26	234.29	248.62	271.05	284.22	297.49	312.83	326.16
84"	2133	92.46	102.06	114.20	129.34	143.49	158.33	178.67	198.61	212.78	228.96	248.15	263.54	286.89	301.00	315.20	331.61	345.81
90"	2286	96.54	106.72	120.33	136.46	151.57	167.25	188.53	209.71	224.81	241.69	262.05	278.44	302.68	317.75	332.67	350.34	365.50
96"	2438	98.31	108.82	125.03	141.95	157.70	174.17	196.07	218.35	234.03	251.46	272.71	289.88	314.85	330.55	346.37	364.71	380.56
102"	2590	102.82	113.82	131.20	149.09	165.71	183.08	205.97	229.47	246.13	264.18	286.66	304.77	330.62	347.29	364.06	383.50	400.23
108"	2743	109.49	118.42	137.27	156.20	173.80	192.08	215.86	240.59	258.14	276.90	300.55	319.65	346.47	364.06	381.68	402.21	419.94
114"	2895	111.24	121.77	142.00	161.71	180.01	198.94	223.48	249.17	267.46	286.57	311.19	331.11	358.61	376.87	395.24	416.60	434.96
120"	3048	112.94	126.94	148.11	168.82	188.03	207.92	233.35	260.30	279.57	299.37	325.10	345.99	374.45	393.61	412.89	435.37	454.65

BAND B

Width	24"	30"	36"	42"	48"	54"	60"	66"	72"	78"	84"	90"	96"	102"	108"	114"	120"	
Drop mm	609	762	914	1066	1219	1371	1524	1676	1828	1981	2133	2286	2438	2590	2743	2895	3048	
18"	457	74.79	80.89	84.54	87.50	96.36	98.07	104.92	110.86	118.07	129.03	135.20	141.70	159.45	165.56	171.72	178.54	184.73
24"	609	76.81	83.41	87.46	91.15	100.47	105.30	111.23	121.78	129.07	145.28	152.56	160.38	179.18	186.46	193.79	201.97	209.33
30"	762	81.88	89.05	93.57	97.86	107.61	115.70	120.82	132.49	140.68	154.23	165.96	174.65	194.40	202.53	210.81	219.96	228.19
36"	914	85.82	93.55	98.63	102.77	113.79	122.43	133.11	146.43	155.79	170.17	183.33	193.32	214.19	223.48	232.79	243.40	252.78
42"	1066	87.89	96.15	101.65	106.89	117.83	127.28	145.50	160.38	170.83	186.06	200.71	211.96	233.92	244.39	254.92	266.84	277.38
48"	1219	90.03	98.78	104.89	112.36	123.65	135.77	154.95	171.12	182.46	198.21	214.07	226.24	249.10	260.47	271.84	284.83	297.13
54"	1371	96.99	106.18	112.66	121.29	133.75	147.09	167.31	185.01	197.53	214.17	231.44	244.86	268.91	281.33	293.89	308.23	320.77
60"	1524	99.99	109.91	116.92	130.18	143.82	158.29	179.68	198.94	212.59	230.05	248.81	263.50	288.69	302.29	316.00	331.70	345.42
66"	1676	102.29	112.53	121.55	137.05	151.52	166.87	189.13	209.65	224.17	242.22	262.12	277.83	303.88	318.37	332.93	349.67	364.26
72"	1828	108.66	119.69	129.21	145.95	161.56	178.02	201.50	223.58	239.22	263.83	279.52	296.46	323.61	339.21	355.04	373.03	388.85
78"	1981	110.94	122.29	135.15	152.87	169.37	186.69	210.94	234.39	250.86	270.33	292.88	310.79	338.81	355.31	371.90	391.05	407.69
84"	2133	115.58	127.58	142.76	161.68	179.36	197.89	223.32	248.27	265.92	286.19	310.19	329.41	358.61	376.24	393.98	414.54	432.26
90"	2286	120.67	133.41	150.42	170.59	189.44	209.07	235.65	262.17	281.02	302.10	327.60	348.03	378.36	397.18	415.83	437.93	456.90
96"	2438	122.88	136.03	156.30	177.47	197.12	217.71	245.10	272.95	292.56	314.30	340.90	362.32	393.54	413.15	432.97	455.90	475.68
102"	2590	128.55	142.28	163.99	186.34	207.14	228.85	257.48	286.81	307.67	330.22	358.33	380.94	413.29	434.11	455.08	479.36	500.31
108"	2743	136.84	148.05	171.59	195.23	217.26	240.10	269.86	300.73	322.67	346.11	375.67	399.56	433.05	455.08	477.12	502.77	524.92
114"	2895	139.06	152.19	177.50	202.16	224.97	248.66	279.32	311.48	334.34	358.22	388.96	413.88	448.25	471.09	494.05	520.75	543.72
120"	3048	141.15	158.70	185.13	211.00	235.05	259.88	291.68	325.38	349.44	374.24	406.38	432.49	468.06	492.01	516.11	544.24	568.32

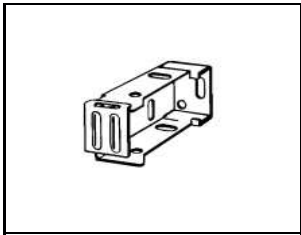
VENETIAN BLINDS

CONTINENT SYSTEM BRACKETS



1. Face Fix

A universal metal swivel bracket which can be used for top or face fix.



2. Box Bracket

A universal bracket
Supplied left and right handed
White only.

VENETIAN BLINDS

Colour	Price Band	Head & Bottom Rail	Cord/Ladder	25mm	35mm	50mm
ALABASTER	A	CHIFFON	CORNISH	*	*	*
ANCHOR	A	ANCHOR	PHANTOM	*		
ANTHRACITE	A	ANTHRACITE	ANTHRACITE	*		
APPLE BLOSSOM	A	ECRU	ECRU	*		
ARUBA	A	ARUBA	ARUBA	*		
ATOLL	A	ATOLL	ATOLL	*		
AZURE QUARTZ	A	PLATINUM	PLATINUM	*		
BATTLE SHIP	A	FOSSIL	COSMIC	*		
BEACHLINE	B	BEACHLINE	STONE GREY	*		
BRONZE	A	BRONZE	HICKORY	*		
BRUSHED CHROME	B	PLATINUM	PLATINUM	*		
BRUSHED GOLD	B	BRUSHED GOLD	BRUSHED GOLD	*		
BRUSHED SILVER	B	PLATINUM	PLATINUM	*		
BRUSHED STEEL	B	PLATINUM	PLATINUM	*		
BUTTERCREAM	B	CHIFFON	CORNISH	*		
CAPRI	A	CAPRI	CAPRI	*		
CELADON	A	CELADON	CELADON	*		
CELESTE	A	CELESTE	CELESTE	*		
CHANTILLY	B	LUNAR	LUNAR	*		
CHARCOAL	A	PHANTOM	PHANTOM	*		
CHIFFON	A	CHIFFON	ECRU	*		
CHINA BLUE	A	CHINA BLUE	LAVENDER	*		
CHOCOLATE	A	CHOCOLATE	CHOCOLATE	*		
CINNAMON	A	CINNAMON	TERRACOTTA	*		
CLOUD	B	CRYSTAL	CRYSTAL	*	* POLAR H & B	* POLAR H & B
COBALT	B	COBALT	MIDNIGHT	*		
CORNISH	A	ECRU	CORNISH	*		
COSMIC	A	PHANTOM	PHANTOM	*		
CRIMSON	A	CRIMSON	CRIMSON	*		
CRYSTAL	A	CRYSTAL	CRYSTAL	*		
DAFFODIL	A	DAFFODIL	DAFFODIL	*		
DAMSON	A	DAMSON	DAMSON	*		
DAZZLE	A	DAZZLE	COFFEE	*		
DREAMLINE	B	ESSENCE	LUNAR	*		
DUSK	A	OBSIDIAN	PURE BLACK	*		
ECRU	A	ECRU	ECRU	*		
ESSENCE	A	ESSENCE	LUNAR	*	*	*
FINELINE COTTON OAK	B	FINELINE COTTON OAK	ICE WHITE	*		
FINELINE GREY ASH	B	FINELINE GREY ASH	PLATINUM	*		
FINELINE PINE	B	FINELINE PINE/YELLOW BIRCH	GLIMMER	*		
FINELINE RED MAHOGANY	B	FINELINE RED MAHOGANY	TERRACOTTA	*		
FINELINE RED OAK	B	FINELINE YEW	COFFEE	*		
FINELINE ROSEWOOD	B	FINELINE ROSEWOOD	HICKORY	*		
FINELINE TEAK	B	FINELINE TEAK	CHOCOLATE	*		
FINELINE WALNUT	B	FINELINE WALNUT	HICKORY	*		
FINELINE YELLOW BIRCH	B	FINELINE PINE/YELLOW BIRCH	GLIMMER	*		
FINELINE YEW	B	FINELINE YEW	COFFEE	*		

VENETIAN BLINDS

Colour	Price Band	Head & Bottom Rail	Cord/Ladder	25mm	35mm	50mm
FLAMINGO	A	FLAMINGO	FLAMINGO	*		
FLARE	A	FLARE	FLARE	*		
FLAX	A	ECRU	CORNISH	*		
FOG	A	FOG	PLATINUM	*		
FOREST	A	FOREST	FOREST	*		
FOSSIL	B	FOSSIL	COSMIC	*		
FRENCH BLUE	A	FRENCH BLUE	PLATO	*		
GALAXY	A	JET	PURE BLACK	*		
GLACIER	A	LUNAR	LUNAR	*		
GLIMMER	A	DAZZLE	GLIMMER	*		
GOLDDUST	A	DAZZLE	COFFEE	*		
HAZE	B	FOG	PLATINUM	*		*
HICKORY	A	HICKORY	HICKORY	*		
ICE BLUE	A	ATOLL	PLATO	*		
JADE	A	JADE	JADE	*		
JET	A	JET	PURE BLACK	*		
LACE	A	CRYSTAL	ICE WHITE	*		
LAGOON	B	ARUBA	ARUBA	*		
LAPIS	A	COBALT	MIDNIGHT	*		
LAVENDER	A	LAVENDER	LAVENDER	*		
LINEA CALICO	B	SAND	SAND	*		
LINEA JUTE	B	BEACHLINE	STONE GREY	*		
LINEA LINEN	B	CHIFFON	CORNISH	*		
LUNAR	A	LUNAR	LUNAR	*		
MARMALADE	A	PUMPKIN	PUMPKIN	*		
MIDNIGHT	A	MIDNIGHT	MIDNIGHT	*		
MOCHA	A	MOCHA	CHOCOLATE	*		
MONOLINE	B	JET	PURE BLACK	*		
MOONLIGHT	A	MOONLIGHT	LUNAR	*		
MOONSTONE	A	MOONSTONE	CRYSTAL	*		
MULBERRY	B	DAMSON	DAMSON	*		
MUSHROOM	A	CHIFFON	ECRU	*		
NIMBUS	A	TRUFFLE	PLATINUM	*		
OBSIDIAN	B	OBSIDIAN	PURE BLACK	*		
PALLADIUM	A	PLATINUM	PLATINUM	*		
PAPRIKA	A	PAPRIKA	TERRACOTTA	*		
PARCHMENT	A	CHIFFON	ALABASTER	*		
PEBBLE	A	STONE GREY	STONE GREY	*		
PENNY	A	PENNY	TERRACOTTA	*		
PEONY	A	PEONY	PEONY	*		
PERFA EGGSHELL	B	TWINE	CORNISH	*		
PERFA ICE WHITE	B	POLAR	ICE WHITE	*		
PERFA MIST	B	SHALE GREY	PLATINUM	*		
PERFA PLATINUM	B	PLATINUM	PLATINUM	*		*
PERFA PURE BLACK	B	JET	PURE BLACK	*		
PERFA STERLING	B	PLATINUM	PLATINUM	*		
PHANTOM	A	PHANTOM	PHANTOM	*		

VENETIAN BLINDS

Colour	Price Band	Head & Bottom Rail	Cord/Ladder	25mm	35mm	50mm
PILLAR BOX	A	PILLAR BOX	PILLAR BOX	*		
PLATINUM	A	PLATINUM	PLATINUM	*	*	*
POLAR	A	POLAR	ICE WHITE	*	*	*
PUMPKIN	B	PUMPKIN	PUMPKIN	*		
PURE BLACK	A	JET	PURE BLACK	*	*	*
RADIANCE	B	PLATINUM	PLATINUM	*	*	*
RASPBERRY	A	RASPBERRY	RASPBERRY	*		
RAVEN	A	OBSIDIAN	PURE BLACK	*		
ROSE QUARTZ	A	PLATINUM	PLATINUM	*		
RUBY SLIPPER	A	PILLAR BOX	PILLAR BOX	*		
SAND	A	SAND	SAND	*		
SAPPHIRE	A	SAPPHIRE	SAPPHIRE	*		
SATIN	A	SATIN	LUNAR	*		
SEAFOAM	A	SEAFOAM	SEAFOAM	*		
SHALE GREY	A	SHALE GREY	SHALE GREY	*		
SILVERLINE	B	PLATINUM	PLATINUM	*		
SKYLINE	B	CELESTE	CELESTE	*		
SNOW	A	LUNAR	LUNAR	*	* POLAR H & B	* POLAR H & B
STARSHINE	A	PLATINUM	PLATINUM	*		
STONE GREY	B	STONE GREY	SHALE GREY	*		
STORM	A	STORM	PURE BLACK	*		
STRIA BAMBOO	B	SAND	MUSHROOM	*		
STRIA NATURAL	B	ECRU	CORNISH	*		
STRIA TAUPE	B	STONE GREY	STONE GREY	*		
SUNBEAM	A	SUNBEAM	DAFFODIL	*		
SUNLINE	B	DAFFODIL	DAFFODIL	*		
TIMELESS	A	CHIFFON	CORNISH	*		
TRUFFLE	A	TRUFFLE	SHALE GREY	*		
TWILIGHT	B	ANCHOR	PHANTOM	*		* PURE BLACK H & B
TWINE	A	TWINE	ALABASTER	*		
URBAN GALENA	B	PLATINUM	PLATINUM	*		
URBAN ONYX	B	JET	PURE BLACK	*		
URBAN SLATE	B	PHANTOM	PHANTOM	*		
VANILLA	A	ECRU	ECRU	*		
VEIL BIRCH	B	SAND	COFFEE	*		
VEIL DRIFTWOOD	B	CHIFFON	ECRU	*		
VEIL PECAN	B	TRUFFLE	SHALE GREY	*		
VEIL WALNUT	B	STONE GREY	STONE GREY	*		
WHISPER	A	CRYSTAL	CRYSTAL	*		
WISTERIA	A	WISTERIA	WISTERIA	*		
ZEST	A	ZEST	ZEST	*		

VENETIAN BLINDS

50MM IMPRESSIONS WOOD VENETIAN BLIND SPECIFICATION AND PRICE TABLE

Standard specification:

- 59mm wide x 42mm deep, colour co-ordinated head rail.
- Colour co-ordinated pelmet 8mm wider than blind.
- Stained ends.
- Colour co-ordinated ladder braid.
- Free-hanging operation with left hand cord tilt and right hand raise and lower. (This cannot be changed).
- Hold down brackets are included.
- Box brackets with centre support.

Non-standard specification available at no additional cost:

- 70mm pelmet returns.

Non-standard specification available at an additional cost:

- 25mm and 38mm ladder tape. List price plus 25%.
- Universal Swivel and Extension Brackets available - £2.95 per blind. This price is not subject to discount.

Motorisation

- Somfy Tilt 50 Central RTS (12v)/Zigbee Tilt Only 50 WF (12v) - List Price + Motor Price, please refer to page 141.

Other Information

- Impressions hand-held swatch available.
- Minimum width - 290mm. Maximum width - 2400mm.
- Minimum drop - 200mm. Maximum drop - 3000mm.
- Please note this product is not recommended for use in damp conditions.
- If same number of braids or tapes are required on multiple blinds, please call the order office to discuss.

Please note - Impressions Wood is a natural product and therefore variations in colour and grain may be evident. Warping may occur.

Child Safety

- Cord retaining cleat with applicable labelling supplied as necessary.
- Child safe cord condenser.
- Fitting and operating instructions supplied with all blinds.

IMPRESSIONS WOOD BLIND TAPE CO-ORDINATION CHART

Slat Colour	Tape
Absolute White	Glacier
Chalk	Snow
Flint	Steel
Graphite	Stone
Ivory	Vanilla
Onyx	Jet

50MM IMPRESSIONS WOOD BLIND PRICE TABLE

BAND A

Drop mm	Width mm													
	400	600	750	900	1050	1200	1350	1500	1650	1800	1950	2100	2250	2400
1200	55.75	62.07	67.80	74.75	82.00	88.32	94.75	102.71	109.50	116.45	125.12	134.08	141.60	151.07
1800	58.79	66.61	73.75	82.02	90.65	98.24	106.28	115.81	124.26	132.67	143.08	154.10	163.20	174.57
2400	62.95	72.85	81.86	91.94	102.44	111.83	122.02	133.65	144.39	154.79	167.54	181.36	192.65	206.66
3000	66.81	78.66	89.47	101.19	113.45	124.51	136.70	150.30	163.19	175.45				

50MM IMPRESSIONS FAUX WOOD VENETIAN BLIND SPECIFICATION AND PRICE TABLES

Standard specification:

- 59mm wide x 42mm deep, colour co-ordinated head rail.
- Colour co-ordinated pelmet 8mm wider than blind.
- Colour co-ordinated ladder braid.
- Free-hanging operation with left hand cord tilt and right hand raise and lower. (This cannot be changed).
- Box brackets with centre support.

Non-standard specification available at no additional cost:

- 70mm pelmet returns.
- Swivel Brackets.

Non-standard specification available at an additional cost.

- 25mm and 38mm ladder tape. List price plus 25%.

Motorisation

- Somfy Tilt 50 Central RTS (12v)/Zigbee Tilt Only 50 WF (12v) - List Price + Motor Price, please refer to page 141.

Other Information

- Impressions hand held swatch available.
- Minimum width - 290mm. Maximum width - 2600mm.
- Minimum drop - 200mm.
- Maximum drop - 2400mm (for blinds up to 2600mm wide)
- Maximum drop - 3000mm (for blinds up to 1400mm wide)
- Please note this product is not recommended for use in hot conditions, particularly conservatories.

Child Safety

- Cord retaining cleat with applicable labelling supplied as necessary.
- Child safe cord condenser.
- Fitting and operating instructions supplied with all blinds.

IMPRESSIONS FAUX WOOD TAPE COLOUR CO-ORDINATION CHART

Slat Colour	Tape
Autumn Oak	Ember
Dove	Mist
Dove Pure Grain	Mist
Dusted Oak	Mist
Essence	Ivory
Essence Pure Grain	Ivory
Jet Black	Shadow
Linen	Parchment
Linen Pure Grain	Parchment
Liquorice	Eclipse

Slat Colour	Tape
Millstone	Slate
Millstone Pure Grain	Slate
Natural Oak	Sandstone
Nimbus	Snow
Nimbus Pure Grain	Snow
Paloma	Buttercream
Paloma Pure Grain	Buttercream
Sandalwood	Pebble
White Gloss	Snow
White Oak	Ivory

50MM IMPRESSIONS FAUX WOOD VENETIAN BLIND PRICE TABLE

BAND A

Drop mm	Width mm																						
	400	500	600	700	800	900	1000	1100	1200	1300	1400	1500	1600	1700	1800	1900	2000	2100	2200	2300	2400	2500	2600
1200	30.99	32.80	35.67	41.86	44.32	46.82	53.19	55.53	61.18	67.79	73.30	78.85	85.29	90.75	96.08	102.39	107.88	114.41	120.01	125.48	130.70	135.92	141.13
1800	39.90	42.46	46.04	55.65	59.61	64.42	71.51	77.78	84.14	91.42	97.68	103.90	111.09	117.24	123.25	130.24	136.44	143.72	150.00	156.22	162.10	167.98	173.86
2400	47.44	50.79	55.08	65.76	70.51	76.10	83.93	90.95	98.07	106.13	113.13	120.12	128.01	134.94	141.71	155.92	162.86	170.84	177.93	184.88	191.54	198.19	204.85
3000	53.17	57.19	62.19	75.58	81.00	87.29	95.81	103.56	111.36	120.13	127.86												



ROLLER BLINDS

Roller Blind Specification	24
Roller Blind Fabric Price Bands & Price Tables	25-29
Market Collection Roller Blind Price Tables	30-31
Roller Blind Hardware Surcharges	32-33
Roller Blinds Finishing Touches & Bottom Trims	34
Louvolite Blockout Roller Blinds	35

ROLLER BLINDS

ROLLER BLIND SPECIFICATION

Standard specification:

- 32mm hardware with a white PVC bottom bar.
- Fabric covered bottom bar - front only.
- Right hand sidewinder with white plastic chain and **breakaway connector**.

Non-standard specification available at no additional cost:

- Left hand sidewinder or sprung option.
Please note that sprung roller blinds are an inherently child safe product.
- PVC bottom bar in beige and clear.
- Tear drop PVC bottom bar in white.
- Sewn bottom pocket.
- Operating chain in beige, black, brown, gold and silver.
- Sidewinders and brackets in anthracite grey, beige, black, brown and grey.
- Bracket covers in anthracite grey, beige, black, brown, grey and white
- **Face or side fix chain tensioning device in brown, black, clear and white.**
- **Omega Self Adhesive Cord Tidy - Clear**
- **Self-Adhesive chain tidy**

Non-standard specification available at an additional cost:

- Various hardware and cassette options.
Please see page 32-33 for pricing.
- Re-covers. List price less 20%.
Your usual Roller Blind discount will apply.
- Fabric only. List price less 20%.
Your usual Roller Blind discount will apply.
- Hardware only. Band A - width x 914mm drop less 50%.
Your usual Roller Blind discount will apply.
- Guidewires - £25.55 per blind.
- Drive Link coupling bracket for System 40 in Beige, Black, Grey and White - £6.54 per blind
- Free Link coupling bracket for System 40 in Beige, Black, Grey and White - £6.54 per blind
- System 40 Double bracket in Anthracite Grey, Black and White - £14.69
- System 40/45 Dual bracket in White - £27.31
- System 32 Soft Rise spring - £18.23
- System 40 Soft Rise spring - £21.95
- System 40/45 Easi Lift - £55.65
- System 40 Planetary Gear System - £4.94
- Louvolite crank handled system available in black and white. Supplied on 40mm roller tube - £8.82 per blind.
Handle up to 1200mm - £19.11 each.
Handle from 1201mm to 2000mm - £23.52 each.
- Full Fascia Cassette Sliding Covers in Anthracite, Black, Light Grey and White - £1.11 Chrome - £2.77
- White No Drill control set for 32mm £2.65
- White No Drill control set for 40mm £7.75

Other Information

- Maximum sizes for manufacture of plain fabrics - 3.6m wide x 4m drop.
- If control length is 500mm or less, continuous metal chain will be applied.

Grip Fit System

- Control Set and Sliding Covers available in Anthracite Grey, Black and White.
- System 32/40 Full Fascia Cassette in Anthracite Grey, Black, Satin and White.
- **Omega Self Adhesive Cord Tidy - Clear.**
Pricing: Obtain blind price, if applicable add roller tube surcharge, add Full Fascia surcharge, then add Grip Fit surcharge £16.63 per blind.

Louvolite Motorisation - List Price + Motor Price

Please refer to Page 134- 138.

- Lithium Rechargeable Battery Motor 0.5Nm/1.1Nm SHORT/1.1Nm/2.0Nm/3.0Nm
- Lithium Rechargeable Battery Motor 2.0Nm/3.0Nm Matter & Thread
- Hard Wired 2000 Series AC Motor/Matter & Thread
- Hard Wired 6000 Series AC Motor

Somfy Motorisation - List Price + Motor Price

Please refer to Page 141-144.

- Roll-Up 24 WF RTS Li-Ion Motor (12v)/Zigbee Roll Up 24 WF Li-Ion Motor (12v)
- Roll Up 28 RTS External Battery Motor (12v)
- Roll Up 28 WF RTS Li-Ion Motor (12v)
- Sonesse 28 RTS Li-Ion Motor (12v)/Zigbee Sonesse 28 Li-Ion Motor (12v)
- Sonesse Ultra 30 WF RTS Li-Ion Motor (12v)/Zigbee Sonesse Ultra 30 WF Li-Ion Motor (12v)
- Sonesse 30 RTS Motor (24v)/Zigbee Sonesse 30 Motor (24v)
- Sonesse 40 WT Motor (230v)
- Sonesse 40 RTS Motor (230v)/Zigbee Sonesse 40 Motor (230v)

Decora Motorisation - List Price + Motor Price

Please refer to Page 146.

- Cruze 12v DC Li-ION Integrated Battery Motor

Stelor Motorisation - List Price + Motor Price

Please refer to Page 147.

- SR22 Rechargeable Battery Motor 0.5Nm
- SR25 Rechargeable Battery Motor 1.8Nm

Roller swatch books available:

- Louvolite - £140
- The Fabric Box Collection - £180
- Eclipse - £150
- Market Collection - £85
- Louvolite Roller & Vertical Mobile Books (includes Plain Transparent, Plain BO, Pattern Transparent, Pattern BO) - £175
- Louvolite Commercial Book - £45
- Louvolite Perspective Fabric Folder - £35
- A5 Swatch - Carnival & Pop Light Filtering £11.50
- A5 Swatch - Carnival & Pop Blockout - £13.50
- A5 Swatch - Perspective - £6.75
- A5 Swatch - Wide width - £25.00
- A5 Swatch - PVC - £6.25
- Unicolour & Unishade Swatch - £22.50
- Uniview Swatch - £22.50

ROLLER BLIND FABRIC BANDS A-L

Fabric	Supplier	Price Band	Max/Roll Width	Max Drop
Acacia BO	Louvolite	A	2000	-
Aki	Decora	D	2800	-
Akita	Decora	A	2000	-
Akita BO	Decora	A	2000	-
Alara BO FR	Decora	A	2400	-
Algarve FR	Eclipse	B	-	1800
Alta	Eclipse	B	2000	-
Alta BO	Eclipse	C	2000	-
Altea	Decora	A	2000	-
Alvor	Decora	A	2000	-
Amico FR	Decora	A	2400	-
Argent BO	Louvolite	D	2050	-
Arona FR	Decora	A	2400	-
Aspen	Eclipse	B	2000	-
Atlantex FR	Eclipse	A	2000	-
Atlantex ASC FR	Eclipse	A	2000	-
Autumn	Eclipse	B	2000	-
Aveline	Eclipse	B	1980	-
Axel	Eclipse	C	1980	-
Azalea BO	Louvolite	A	2000	-
Bahama	Louvolite	A	2100	-
Bamboo	Louvolite	A	2000	-
Banlight Duo BO FR 2.0	Eclipse	B	2000	-
Banlight Duo BO FR 2.4	Eclipse	B	2400	-
Banlight Duo BO FR 3.0	Eclipse	B	3000	-
Barclay	Decora	A	3000	-
Bella BO 2.0	Decora	A	2000	-
Bella BO 3.0	Decora	A	3000	-
Bexley	Decora	A	2000	-
Birdsong FR	Louvolite	B	2050	-
Boheme BO FR	Decora	A	1830	-
Boleyn BO	Louvolite	A	2050	-
Bonsai DO	Eclipse	B	1950	-
Bora	Louvolite	A	2000	-
Boston BO FR	Eclipse	C	1800	-
Brighton Stripe BO	Louvolite	A	2000	-
Bubbles	Louvolite	A	2100	-
Bugs BO FR	Louvolite	C	2050	-
Burst FR	Eclipse	C	1980	-
Calista	Decora	A	2000	-
Carnival FR 2.05	Louvolite	A	2050	-
Carnival FR 2.5	Louvolite	A	2500	-
Carnival FR 3.0	Louvolite	A	3000	-
Carnival BO FR 2.05	Louvolite	B	2050	-
Carnival BO FR 2.5	Louvolite	B	2500	-
Carnival BO FR 3.0	Louvolite	B	3000	-
Carter	Eclipse	C	1980	-
Chatsworth	Louvolite	A	2150	-
Cherry Blossom FR	Louvolite	C	2000	-
Chester	Eclipse	C	1980	-
Chindi BO	Eclipse	C	2000	-
Collina BO	Louvolite	D	2050	-
Como FR	Louvolite	B	2050	-
Como BO FR	Louvolite	B	2000	-
Como BO	Decora	A	2000	-
Cotton Flower FR	Louvolite	B	2050	-
Courtney	Eclipse	B	1980	-
Crush BO	Louvolite	D	2050	-
Cubik	Eclipse	A	2000	-
Dahlia BO	Louvolite	A	2000	-
Daisy BO	Louvolite	A	2000	-
Damask BO	Louvolite	C	2100	-
Dapple SPC+ FR	Louvolite	A	2000	-
Daybreak FR 2.0	Louvolite	A	2000	-
Daybreak FR 2.5	Louvolite	A	2500	-
Daybreak FR 3.0	Louvolite	A	3000	-
Devon	Decora	A	2000	-

Fabric	Supplier	Price Band	Max/Roll Width	Max Drop
Didsbury BO	Louvolite	B	3000	-
Dinosaurs BO FR	Louvolite	C	2050	-
Diva BO FR	Decora	A	1830	-
Draper	Louvolite	A	2000	-
Dreamy FR	Eclipse	C	1980	-
Ducato	Decora	A	3000	-
Dune	Louvolite	A	2150	-
Dunham BO	Louvolite	B	2000	-
Elegance	Eclipse	C	2000	-
Elegance BO	Eclipse	D	2000	-
Ella	Decora	A	2000	-
Ella BO	Decora	A	2000	-
Elliot FR	Eclipse	C	1980	-
Elsie	Eclipse	C	1980	-
Emelina	Eclipse	C	1980	-
Ennis	Decora	A	2000	-
Euan	Eclipse	C	2000	-
Ex-lite FR 2.0	Louvolite	A	2000	-
Ex-lite FR 2.5	Louvolite	A	2500	-
Ex-lite FR 3.0	Louvolite	A	3000	-
Felix ASC	Eclipse	D	2000	-
Fiji	Louvolite	A	2000	-
Flock	Decora	A	2000	-
Florence BO	Eclipse	C	2000	-
Florence BO	Louvolite	A	2000	-
Flores FR	Louvolite	B	2050	-
Fuchsia Swingtime BO FR	Eclipse	C	1980	-
Fuse	Eclipse	C	2000	-
Gingko	Louvolite	A	2000	-
Glimpse BO	Decora	A	3000	-
Glitz	Eclipse	A	2000	-
Guardian FR	Louvolite	A	2000	-
Halo	Decora	A	2000	-
Hampton	Louvolite	C	2800	-
Hanson BO	Decora	A	2000	-
Haven	Louvolite	A	2000	-
Haven BO	Louvolite	B	2000	-
Hayden	Decora	A	3000	-
Hayworth BO	Decora	A	3000	-
Henlow	Decora	A	2000	-
Herringbone BO	Louvolite	B	2050	-
Impasto FR	Eclipse	C	1980	-
Isla BO FR	Decora	A	1830	-
Java	Louvolite	A	2100	-
Jax BO	Eclipse	D	-	2000
Jude	Eclipse	A	2000	-
Kaeda	Eclipse	C	1980	-
Kaila	Eclipse	A	2000	-
Kaleidoscope BO FR	Louvolite	C	2050	-
Kashi	Decora	A	1830	-
Kelso	Decora	A	2000	-
Kelso BO	Decora	A	2000	-
Kendall	Eclipse	C	2500	-
Kent DO	Eclipse	D	2400	-
Kona	Louvolite	A	2000	-
Kumano BO	Louvolite	D	2100	-
Kylen	Eclipse	B	1980	-
Lagan ASC	Eclipse	B	2000	-
Layla	Eclipse	B	2000	-
Leighton	Decora	A	3000	-
Lennox BO	Decora	A	3000	-
Lily FR	Louvolite	B	2050	-
Linenweave	Eclipse	A	2000	-
Linenweave BO	Eclipse	C	2000	-
Little Friends BO FR	Louvolite	C	2050	-
Livia ASC	Eclipse	A	2000	-
Lomond BO	Louvolite	A	2000	-
Luxari BO FR	Decora	A	1830	-

ROLLER BLINDS

ROLLER BLIND FABRIC BANDS M-T

Fabric	Supplier	Price Band	Max/Roll Width	Max Drop
Maeve	Eclipse	B	-	2000
Magical	Eclipse	C	1980	-
Magnolia BO	Louvolite	D	2050	-
Mallory	Decora	A	2000	-
Marble BO FR	Louvolite	B	2000	-
Mariella	Eclipse	A	2000	-
Marlow BO	Decora	A	2000	-
Matrix BO FR	Louvolite	B	2100	-
Memento	Decora	A	2000	-
Memento BO	Decora	A	2000	-
Messina	Decora	A	2000	-
Metz BO FR	Decora	A	1830	-
Miro	Decora	A	2000	-
Miro BO	Decora	A	2000	-
Mistral	Louvolite	A	2000	-
Miya	Eclipse	A	2000	-
Molina	Eclipse	B	2100	-
Monet Bloom FR	Louvolite	B	2050	-
Monet Flower FR (Sheer)	Louvolite	A	2000	-
Monte	Eclipse	B	2000	-
Monte BO	Eclipse	C	2000	-
Montego	Louvolite	B	3000	-
Monterey	Louvolite	C	2800	-
Mood FR	Decora	A	2000	-
Mosaic BO FR	Louvolite	B	2000	-
Myth	Decora	A	2000	-
Night Night BO FR	Louvolite	C	2050	-
Night Safari BO FR	Louvolite	C	2050	-
Nordic ASC	Eclipse	B	2000	-
Nordic LF	Louvolite	A	2100	-
Nordic BO	Louvolite	B	2050	-
Odessa	Eclipse	A	2000	-
Odin	Decora	A	2000	-
Ophelia FR	Louvolite	B	2050	-
Orchard BO	Louvolite	D	2050	-
Orissa BO	Decora	A	2500	-
Oslo FR	Louvolite	D	3000	-
Oxford	Louvolite	A	2050	-
Oxford BO	Louvolite	A	2000	-
Palette FR	Eclipse	A	2000	-
Palette FR 2.4	Eclipse	A	2400	-
Palette FR 3.0	Eclipse	A	3000	-
Panama Deco 3% FR	Eclipse	D+10%	3100	-
Panier ASC	Eclipse	B	2000	-
Paradise Palm BO	Louvolite	A	2000	-
Paradox FR	Eclipse	C	1980	-
Paris	Eclipse	C	2000	-
Perspective 1% FR 2.0	Louvolite	B	2000	-
Perspective 1% FR 2.5	Louvolite	B	2500	-
Perspective 1% FR 3.0	Louvolite	B	3000	-
Perspective 3% FR 2.0	Louvolite	B	2000	-
Perspective 3% FR 2.5	Louvolite	B	2500	-
Perspective 3% FR 3.0	Louvolite	B	3000	-
Perspective 3% WB FR 2.0	Louvolite	B	2000	-
Perspective 3% WB FR 2.5	Louvolite	B	2500	-
Perspective 3% WB FR 3.0	Louvolite	B	3000	-
Perspective 5% FR 2.0	Louvolite	A	2000	-
Perspective 5% FR 2.5	Louvolite	A	2500	-
Perspective 5% FR 3.0	Louvolite	A	3000	-
Perspective Aluview FR	Louvolite	C	2500	-
Perspective BO FR	Louvolite	D	3000	-
Perspective Pureview 3 FR 2.0	Louvolite	B	2000	-
Perspective Pureview 3 FR 2.5	Louvolite	B	2500	-
Perspective Pureview 3 FR 3.0	Louvolite	B	3000	-

Fabric	Supplier	Price Band	Max/Roll Width	Max Drop
Petal FR	Louvolite	A	2000	-
Petal BO	Louvolite	A	2000	-
Peyton	Eclipse	B	2000	-
Piper	Eclipse	A	2000	-
Pitch FR	Eclipse	C	1980	-
Planetarium BO FR	Louvolite	C	2050	-
Plaza BO FR	Decora	A	1830	-
Pop	Louvolite	A	2000	-
Pop BO	Louvolite	A	2000	-
Puriti	Decora	A	2100	-
Radiance ASC	Eclipse	B	2000	-
Reflection BO FR	Eclipse	C	1800	-
Renzo	Decora	A	2000	-
Reverie BO FR	Louvolite	B	2000	-
Ribble	Louvolite	A	2000	-
Ribble BO	Louvolite	A	2000	-
Ribbons ASC	Eclipse	B	2000	-
Ritz	Louvolite	A	2050	-
River	Louvolite	A	2050	-
Rocha BO	Decora	A	3000	-
Romany BO FR	Louvolite	B	2000	-
Ronda	Eclipse	C	2000	-
Ronnie	Eclipse	C	1980	-
Rumie	Eclipse	C	1980	-
Rupert	Eclipse	C	1980	-
Sabina BO	Decora	B	2500	-
Sahara BO FR	Decora	A	1830	-
Samba BO FR	Decora	A	1830	-
Savanna BO	Louvolite	B	2000	-
Sento BO	Decora	A	3000	-
Sephora	Decora	A	2000	-
Sephora BO	Decora	A	2000	-
Serra	Decora	A	2000	-
Shona	Eclipse	C	2500	-
Shot Silk BO	Louvolite	D	2050	-
Sio	Decora	A	2000	-
Sirocco	Louvolite	A	2000	-
Sirocco BO FR	Decora	A	1830	-
Sisi	Decora	A	2000	-
Solice	Decora	A	2500	-
Soma	Decora	A	3000	-
Sora	Decora	A	1830	-
Splash 2.0	Decora	A	2000	-
Splash 3.0	Decora	A	3000	-
Stargazer BO	Louvolite	A	2000	-
Staten BO FR	Decora	A	1830	-
Stella BO FR	Eclipse	C	1800	-
Strata ASC	Eclipse	B	2000	-
Sunset BO FR 2.0	Louvolite	B	2000	-
Sunset BO FR 2.5	Louvolite	B	2500	-
Sunset BO FR 3.0	Louvolite	B	3000	-
Swedish Birch FR	Louvolite	B	2050	-
Tallulah	Decora	A	2000	-
Tallulah BO	Decora	A	2000	-
Tennessee	Eclipse	C	2450	-
Tessa BO	Eclipse	C	2000	-
Thistle	Louvolite	A	2000	-
Topsy	Eclipse	C	1980	-
Treviso	Decora	A	2000	-
Tropic	Decora	A	2000	-
Tropical Palm FR	Louvolite	B	2050	-
Tropical Palm BO FR	Louvolite	B	2000	-

ROLLER BLIND FABRIC BANDS U-Z

Fabric	Supplier	Price Band	Max/Roll Width	Max Drop
Unicolour FR 2.0	Decora	A	2000	-
Unicolour FR 2.5	Decora	A	2500	-
Unicolour FR 3.0	Decora	A	3000	-
Unilux BO FR 1.83	Decora	A	1830	-
Unilux BO FR 2.5	Decora	A	2500	-
Unilux BO FR 3.0	Decora	A	3000	-
Unishade BO FR 2.0	Decora	A	2000	-
Unishade BO FR 2.5	Decora	A	2500	-
Unishade BO FR 3.0	Decora	A	3000	-
Uniview 1100 FR 1.83	Decora	A	1830	-
Uniview 1100 FR 2.5	Decora	A	2500	-
Uniview 1100 FR 3.0	Decora	A	3000	-
Uniview 1300 FR 1.83	Decora	A	1830	-
Uniview 1300 FR 2.5	Decora	A	2500	-
Uniview 1300 FR 3.0	Decora	A	3000	-
Uniview 3000 FR 1.83	Decora	A	1830	-
Uniview 3000 FR 2.5	Decora	A	2500	-
Uniview 3000 FR 3.0	Decora	A	3000	-
Uniview 3100 FR 1.83	Decora	A	1830	-
Uniview 3100 FR 2.5	Decora	A	2500	-
Uniview 3100 FR 3.0	Decora	A	3000	-
Uniview 3200 Superfine FR 1.83	Decora	A	1830	-
Uniview 3200 Superfine FR 2.5	Decora	A	2500	-
Uniview 3200 Superfine FR 3.0	Decora	A	3000	-
Uniview 3000 Eco	Decora	C	3000	-
Uniview Zero FR	Decora	B	2000	-
Valize BO FR	Eclipse	C	1980	-
Vault	Eclipse	C	2400	-
Vera	Eclipse	B	2000	-
Vermont FR	Louvolite	A	2000	-
Vintage	Louvolite	A	2000	-
Vivi	Decora	A	2000	-
Voile FR	Louvolite	A	2000	-
Voile FR	Louvolite	A	3000	-
Wave	Eclipse	B	-	2000
Wild Garden	Louvolite	A	-	2000
Willow BO FR	Louvolite	C	2050	-
Windsor BO	Louvolite	B	2000	-
Willow	Eclipse	B	2000	-
Zafira	Decora	A	2000	-
Zayn	Eclipse	C	2400	-
Zen	Louvolite	A	2000	-
Zen BO	Louvolite	B	2000	-
Zenith FR	Eclipse	C	2000	-
Zephyr	Louvolite	A	2000	-
Ziggy	Louvolite	A	2000	-

ROLLER BLINDS

ROLLER BLIND PRICE TABLES

BAND A

Width	24"	32"	40"	48"	56"	64"	72"	80"	88"	96"	104"	112"	120"	128"	136"	144"	
Drop mm	609	813	1016	1219	1423	1626	1829	2032	2235	2439	2642	2845	3048	3251	3454	3657	
36"	914	71.44	81.15	83.96	97.40	110.88	124.32	137.75	151.16	164.58	178.00	191.13	204.84	219.25	233.66	248.07	262.48
48"	1219	78.70	90.15	93.88	109.29	124.71	140.15	155.62	171.02	186.46	201.90	217.31	232.72	248.30	263.86	279.44	295.06
60"	1524	86.04	99.15	103.70	121.14	138.60	156.06	173.36	190.89	208.99	225.74	243.27	260.63	278.68	296.70	314.72	327.63
72"	1828	93.29	108.19	113.59	132.98	152.39	171.85	191.31	210.75	230.18	249.68	258.97	288.54	308.00	327.49	346.95	360.23
84"	2133	100.62	117.20	123.34	144.86	166.25	187.68	209.15	230.66	252.09	273.52	295.00	316.48	337.90	359.27	380.66	392.76
96"	2438	107.82	126.18	133.16	156.63	180.11	203.62	227.07	250.53	274.02	297.42	320.95	344.38	367.84	391.30	414.76	425.39
108"	2743	115.04	135.16	143.09	176.90	193.99	219.53	245.03	270.37	295.91	321.35	346.82	372.33	396.87	421.41	445.97	457.92
120"	3048	122.22	144.14	152.93	189.28	207.85	235.47	262.93	290.23	317.82	345.29	372.74	400.23	427.68	455.13	482.57	490.50
132"	3352	129.46	153.07	162.83	201.68	221.68	251.33	280.87	310.11	339.71	369.21	398.66	428.14	457.64	487.14	516.63	523.08
144"	3657	136.68	162.07	172.71	214.07	235.53	267.26	298.84	330.00	361.65	393.12	424.61	456.03	487.58	519.12	550.69	555.65
156"	3962	143.92	171.02	182.58	226.49	249.39	283.18	316.76	349.87	383.52	417.08	450.47	483.91	517.52	551.13	584.73	588.22

Blinds within the blue box may have horizontal joins

BAND B

Width	24"	32"	40"	48"	56"	64"	72"	80"	88"	96"	104"	112"	120"	128"	136"	144"	
Drop mm	609	813	1016	1219	1423	1626	1829	2032	2235	2439	2642	2845	3048	3251	3454	3657	
36"	914	83.52	95.46	98.75	114.45	130.31	146.09	161.84	177.59	193.34	209.08	224.94	240.68	256.45	272.22	288.00	303.77
48"	1219	92.53	106.10	110.29	128.41	146.54	164.65	182.80	200.90	219.05	237.22	255.40	273.49	291.61	309.79	327.92	346.07
60"	1524	101.09	116.53	121.83	142.32	162.83	183.33	203.80	224.26	244.82	265.32	286.98	306.25	326.76	347.23	367.75	388.36
72"	1828	109.57	127.11	133.44	156.20	179.12	201.95	224.79	247.62	270.50	293.40	316.22	339.06	361.89	384.72	407.53	430.65
84"	2133	118.21	137.68	144.93	170.15	195.41	220.63	245.83	271.01	296.22	321.44	346.62	371.85	397.02	422.18	447.35	472.94
96"	2438	126.67	148.32	156.54	184.09	211.64	239.24	266.85	294.31	321.97	349.47	377.04	404.65	432.18	459.71	487.21	515.23
108"	2743	135.14	159.03	168.09	198.03	227.80	257.85	287.82	317.63	347.74	377.52	407.48	437.47	467.39	497.28	527.18	557.54
120"	3048	143.59	169.66	179.64	212.00	243.97	276.49	308.88	340.94	373.46	405.61	437.86	470.34	502.60	534.91	567.19	599.84
132"	3352	151.98	180.32	191.25	225.99	260.19	295.15	329.90	364.26	399.28	433.67	468.32	503.17	537.80	572.42	607.08	642.12
144"	3657	160.38	190.98	202.86	239.99	276.40	313.77	350.97	387.54	425.07	461.74	498.76	536.03	573.05	610.04	647.03	684.42
156"	3962	168.80	201.63	214.46	253.99	292.60	332.42	371.97	410.82	450.85	489.86	529.22	568.86	608.25	647.63	687.03	726.71

Blinds within the blue box may have horizontal joins

BAND C

Width	24"	32"	40"	48"	56"	64"	72"	80"	88"	96"	104"	112"	120"	128"	136"	144"	
Drop mm	609	813	1016	1219	1423	1626	1829	2032	2235	2439	2642	2845	3048	3251	3454	3657	
36"	914	100.26	114.57	118.53	137.37	156.36	180.54	194.23	213.11	232.04	250.86	269.96	288.84	307.78	326.76	345.72	364.66
48"	1219	110.99	127.34	132.41	154.11	175.85	197.62	219.36	241.08	262.84	284.66	306.44	328.21	349.94	371.67	393.38	415.14
60"	1524	121.33	139.78	146.14	170.80	195.41	220.01	244.53	269.14	293.80	318.38	344.41	367.47	392.14	416.84	441.55	465.62
72"	1828	131.51	152.48	160.10	187.42	214.94	242.35	269.72	297.18	324.64	352.04	379.45	406.86	434.24	461.61	489.00	516.07
84"	2133	141.89	165.19	173.91	204.17	234.49	264.74	294.95	325.20	355.38	385.70	416.00	446.21	476.43	506.62	536.80	566.52
96"	2438	151.96	177.94	187.77	220.90	253.95	287.07	320.18	353.20	386.30	419.37	452.47	485.56	518.66	551.75	584.79	616.98
108"	2743	162.06	190.64	201.59	237.63	273.33	309.40	345.42	381.23	417.24	453.05	488.94	524.93	560.89	596.86	632.80	667.45
120"	3048	172.14	203.41	215.48	254.36	292.73	331.73	370.65	409.23	448.13	486.72	525.45	564.31	603.09	641.97	680.78	717.89
132"	3352	182.23	216.14	229.32	271.07	312.11	354.06	395.90	437.30	479.01	520.37	561.91	603.67	645.38	687.11	728.78	768.36
144"	3657	192.34	228.88	243.12	287.79	331.56	376.42	421.12	465.34	509.91	554.06	598.41	643.05	687.62	732.21	776.75	818.82
156"	3962	202.41	241.64	257.00	304.55	350.98	398.74	446.36	493.32	540.85	587.76	634.90	682.40	729.86	777.31	824.76	869.29

Blinds within the blue box may have horizontal joins

ROLLER BLIND PRICE TABLE

BAND D

Width	24"	32"	40"	48"	56"	64"	72"	80"	88"	96"	104"	112"	120"	128"	136"	144"	
Drop mm	609	813	1016	1219	1423	1626	1829	2032	2235	2439	2642	2845	3048	3251	3454	3657	
36"	914	120.28	137.43	142.22	164.84	187.59	210.34	233.06	255.76	278.46	301.09	323.88	346.59	369.28	391.93	414.63	437.35
48"	1219	133.25	152.78	158.83	184.90	210.98	237.17	263.22	289.33	315.46	341.59	367.78	393.80	419.92	446.02	472.07	498.15
60"	1524	145.60	167.84	175.41	205.00	234.48	263.97	293.45	322.98	352.56	382.03	413.25	440.97	470.54	500.13	529.73	558.99
72"	1828	157.80	183.01	192.13	224.95	257.89	290.82	323.70	356.54	389.53	422.48	455.33	488.25	521.09	553.95	586.81	619.82
84"	2133	170.23	198.22	208.68	244.98	281.42	317.67	354.00	390.24	426.48	462.88	499.14	535.51	571.70	607.87	644.09	680.68
96"	2438	182.44	213.54	225.37	265.06	304.74	344.52	384.21	423.84	463.63	503.29	542.97	582.67	622.34	662.00	701.65	741.51
108"	2743	194.56	228.86	242.03	285.21	328.06	371.35	414.49	457.43	500.75	543.66	586.74	629.93	673.03	716.20	759.36	802.34
120"	3048	206.75	244.15	258.68	305.34	351.43	398.23	444.83	491.10	537.92	584.15	630.57	677.11	723.72	770.33	816.94	863.16
132"	3352	218.93	259.41	275.35	325.40	374.69	425.07	475.12	524.64	574.98	624.58	674.39	724.27	774.40	824.52	874.67	923.99
144"	3657	231.06	274.75	292.04	345.66	398.10	451.89	505.51	558.20	612.03	664.92	718.27	771.44	825.03	878.61	932.20	984.82
156"	3962	243.26	290.01	308.72	365.70	421.51	478.68	535.70	591.95	649.15	705.45	761.95	818.70	875.67	932.66	989.62	1045.69

Blinds within the blue box may have horizontal joins

ROLLER BLINDS

MARKET COLLECTION ROLLER BLIND FABRIC BANDS

Fabric	Price Band	Max Width	Fabric	Price Band	Max Width	Fabric	Price Band	Max Width
Ada	AC	2000	Florentina	AF	1980	Shantung	AC	2000
Arundel	AC	2000	Lacie	AE	1980	Sorrell	AE	1980
Bamboo	AB	2000	Makira	AE	1980	Stratford	AA	1990
Cadence	AA	2000	Marcia BO	AF	1980	Topaz	AD	2000
Caspian	AC	2000	Marea	AA	2000	Torin	AE	2000
Charm	AC	2000	Oakley	AC	2000	Urban BO FR	AE	1880
Charm BO	AF	2000	Perrie	AC	2000	Valetta	AB	3000
Corsica	AC	2000	Polaris	AA	2000	Valetta BO	AE	3000
Evita	AA	2000	Polaris BO	AD	2000	Whisper Screen 3%	AF+10%	2500
Florence	AA	2000	Romain	AE	1980			

MARKET COLLECTION ROLLER BLIND PRICE TABLES

BAND AA

Width	24"	32"	40"	48"	56"	64"	72"	80"	88"	96"	104"	112"	120"	128"	136"	144"	
Drop	mm	609	813	1016	1219	1423	1626	1829	2032	2235	2439	2642	2845	3048	3251	3454	3657
36"	914	69.41	73.74	77.78	81.01	84.76	88.26	92.02	95.40	99.28	102.70	106.40	109.95	113.48	116.74	120.12	123.81
48"	1219	72.54	76.56	81.24	85.10	89.46	93.65	97.97	102.01	106.54	110.55	114.87	119.11	123.25	127.12	131.12	135.47
60"	1524	74.73	79.34	84.66	89.19	94.15	99.02	103.95	108.58	113.77	118.39	123.36	128.24	132.98	137.49	142.13	147.11
72"	1828	76.89	82.15	88.13	93.22	98.82	104.32	109.91	115.15	120.96	126.23	131.83	137.30	142.71	147.81	153.02	158.72
84"	2133	79.08	84.98	91.59	97.32	103.50	109.67	115.88	121.77	128.24	134.09	140.28	146.43	152.47	158.20	164.03	170.34
96"	2438	81.28	87.78	95.03	101.39	108.23	115.02	121.86	128.32	135.47	141.93	148.79	155.55	162.23	168.55	175.02	182.00
108"	2743	83.48	90.59	98.51	105.50	112.94	120.35	127.80	134.92	142.71	149.83	157.27	164.73	171.95	178.90	186.00	193.63
120"	3048	85.65	93.40	101.97	109.54	117.61	125.73	133.77	141.51	149.94	157.69	165.74	173.85	181.71	189.29	196.99	205.27
132"	3352	87.85	96.19	105.41	113.62	122.31	131.05	139.74	148.09	157.15	165.53	174.19	182.95	191.44	199.62	207.95	216.84
144"	3657	90.05	99.03	108.87	117.71	126.98	136.41	145.72	154.66	164.40	173.35	182.66	192.05	201.16	210.00	218.95	228.51
156"	3962	92.23	101.81	112.32	121.79	131.68	141.74	151.67	161.26	171.64	181.23	191.14	201.19	210.92	220.35	229.95	240.13

Blinds within the blue box may have horizontal joins

BAND AB

Width	24"	32"	40"	48"	56"	64"	72"	80"	88"	96"	104"	112"	120"	128"	136"	144"	
Drop	mm	609	813	1016	1219	1423	1626	1829	2032	2235	2439	2642	2845	3048	3251	3454	3657
36"	914	70.35	75.24	79.66	83.28	87.37	91.31	95.39	99.19	103.44	107.22	111.31	115.25	119.16	122.78	126.52	130.63
48"	1219	74.05	78.54	83.75	88.12	92.96	97.67	102.50	107.03	112.08	116.59	121.44	126.15	130.79	135.16	139.65	144.54
60"	1524	76.61	81.86	87.83	92.95	98.52	104.04	109.60	114.85	120.73	125.95	131.56	137.04	142.45	147.53	152.80	158.43
72"	1828	79.18	85.16	91.93	97.78	104.11	110.37	116.70	122.73	129.31	135.32	141.62	147.91	154.03	159.89	165.86	172.31
84"	2133	81.73	88.48	96.02	102.62	109.67	116.74	123.80	130.53	137.94	144.67	151.73	158.80	165.67	172.29	179.00	186.21
96"	2438	84.30	91.77	100.09	107.44	115.26	123.08	130.91	138.39	146.57	154.05	161.84	169.71	177.33	184.65	192.13	200.12
108"	2743	86.86	95.11	104.18	112.28	120.84	129.46	138.02	146.25	155.18	163.41	171.95	180.55	188.95	197.01	205.24	214.03
120"	3048	89.46	98.40	108.28	117.10	126.41	135.80	145.12	154.11	163.85	172.76	182.10	191.48	200.58	209.42	218.37	227.91
132"	3352	92.01	101.71	112.35	121.93	131.98	142.17	152.19	161.92	172.40	182.13	192.18	202.33	212.21	221.73	231.45	241.77
144"	3657	94.57	105.02	116.46	126.76	137.55	148.50	159.29	169.76	181.04	191.49	202.29	213.24	223.83	234.16	244.58	255.69
156"	3962	97.12	108.32	120.55	131.60	143.13	154.89	166.41	177.62	189.67	200.86	212.39	224.15	235.48	246.54	257.70	269.61

Blinds within the blue box may have horizontal joins

MARKET COLLECTION ROLLER BLIND PRICE TABLES

BAND AC

Width	24"	32"	40"	48"	56"	64"	72"	80"	88"	96"	104"	112"	120"	128"	136"	144"	
Drop mm	609	813	1016	1219	1423	1626	1829	2032	2235	2439	2642	2845	3048	3251	3454	3657	
36"	914	72.24	78.24	83.46	87.81	92.64	97.35	102.22	106.73	111.77	116.28	121.12	125.82	130.48	134.83	139.34	144.22
48"	1219	77.07	82.57	88.79	94.16	99.99	105.77	111.59	117.08	123.18	128.66	134.51	140.25	145.90	151.28	156.75	162.66
60"	1524	80.39	86.86	94.16	100.50	107.32	114.14	120.94	127.44	134.58	141.06	147.89	154.67	161.33	167.67	174.15	181.11
72"	1828	83.72	91.17	99.49	106.83	114.66	122.48	130.31	137.77	145.92	153.41	161.24	169.07	176.67	184.04	191.49	199.48
84"	2133	87.04	95.51	104.88	113.16	121.97	130.83	139.65	148.14	157.36	165.83	174.63	183.47	192.10	200.44	208.90	217.92
96"	2438	90.35	99.82	110.21	119.52	129.32	139.24	149.04	158.51	168.75	178.23	188.00	197.91	207.54	216.83	226.27	236.37
108"	2743	93.67	104.12	115.58	125.86	136.66	147.62	158.40	168.87	180.14	190.60	201.40	212.35	222.95	233.25	243.70	254.81
120"	3048	96.99	108.46	120.92	132.21	143.98	155.98	167.76	179.22	191.56	202.99	214.76	226.79	238.39	249.68	261.12	273.25
132"	3352	100.31	112.73	126.28	138.56	151.31	164.36	177.12	189.57	202.93	215.36	228.13	241.17	253.72	266.03	278.44	291.63
144"	3657	103.64	117.05	131.61	144.89	158.66	172.73	186.51	199.92	214.31	227.76	241.51	255.60	269.15	282.44	295.84	310.08
156"	3962	106.96	121.38	136.99	151.27	165.98	181.11	195.86	210.30	225.72	240.13	254.89	270.01	284.57	298.85	313.26	328.51

Blinds within the blue box may have horizontal joins

BAND AD

Width	24"	32"	40"	48"	56"	64"	72"	80"	88"	96"	104"	112"	120"	128"	136"	144"	
Drop mm	609	813	1016	1219	1423	1626	1829	2032	2235	2439	2642	2845	3048	3251	3454	3657	
36"	914	75.07	82.75	89.15	94.60	100.56	106.45	112.40	118.03	124.23	129.89	135.81	141.71	147.48	152.95	158.54	164.60
48"	1219	81.61	88.59	96.37	103.24	110.55	117.88	125.16	132.18	139.79	146.80	154.13	161.43	168.55	175.42	182.39	189.83
60"	1524	86.04	94.42	103.63	111.82	120.53	129.27	137.96	146.33	155.39	163.73	172.40	181.18	189.64	197.85	206.19	215.09
72"	1828	90.49	100.22	110.87	120.42	130.47	140.64	150.70	160.40	170.90	180.61	190.64	200.82	210.67	220.24	229.93	240.26
84"	2133	94.95	106.00	118.10	129.04	140.44	152.05	163.46	174.55	186.47	197.56	208.94	220.58	231.75	242.68	253.73	265.51
96"	2438	99.42	111.83	125.36	137.67	150.42	163.47	176.25	188.69	202.05	214.49	227.23	240.26	252.84	265.13	277.55	290.75
108"	2743	103.87	117.65	132.61	146.28	160.40	174.86	188.99	202.80	217.60	231.39	245.53	259.99	273.92	287.61	301.37	316.00
120"	3048	108.32	123.51	139.87	154.89	170.36	186.26	201.78	216.97	233.18	248.32	263.83	279.73	295.04	310.03	325.20	341.25
132"	3352	112.75	129.28	147.10	163.47	180.35	197.66	214.51	231.04	248.70	265.19	282.05	299.36	316.05	332.42	348.92	366.41
144"	3657	117.23	135.13	154.33	172.09	190.31	209.07	227.30	245.18	264.27	282.12	300.37	319.11	337.12	354.86	372.73	391.65
156"	3962	121.70	140.94	161.62	180.72	200.28	220.46	240.07	259.29	279.84	299.06	318.66	338.82	358.21	377.33	396.58	416.90

Blinds within the blue box may have horizontal joins

BAND AE

Width	24"	32"	40"	48"	56"	64"	72"	80"	88"	96"	104"	112"	120"	128"	136"	144"	
Drop mm	609	813	1016	1219	1423	1626	1829	2032	2235	2439	2642	2845	3048	3251	3454	3657	
36"	914	83.52	95.46	98.75	114.45	130.31	146.09	161.84	177.59	193.34	209.08	224.94	240.68	256.45	272.22	288.00	303.77
48"	1219	92.53	106.10	110.29	128.41	146.54	164.65	182.80	200.90	219.05	237.22	255.40	273.49	291.61	309.79	327.92	346.07
60"	1524	101.09	116.53	121.83	142.32	162.83	183.33	203.80	224.26	244.82	265.32	286.98	306.25	326.76	347.23	367.75	388.36
72"	1828	109.57	127.11	133.44	156.20	179.12	201.95	224.79	247.62	270.50	293.40	316.22	339.06	361.89	384.72	407.53	430.65
84"	2133	118.21	137.68	144.93	170.15	195.41	220.63	245.83	271.01	296.22	321.44	346.62	371.85	397.02	422.18	447.35	472.94
96"	2438	126.67	148.32	156.54	184.09	211.64	239.24	266.85	294.31	321.97	349.47	377.04	404.65	432.18	459.71	487.21	515.23
108"	2743	135.14	159.03	168.09	198.03	227.80	257.85	287.82	317.63	347.74	377.52	407.48	437.47	467.39	497.28	527.18	557.54
120"	3048	143.59	169.66	179.64	212.00	243.97	276.49	308.88	340.94	373.46	405.61	437.86	470.34	502.60	534.91	567.19	599.84
132"	3352	151.98	180.32	191.25	225.99	260.19	295.15	329.90	364.26	399.28	433.67	468.32	503.17	537.80	572.42	607.08	642.12
144"	3657	160.38	190.98	202.86	239.99	276.40	313.77	350.97	387.54	425.07	461.74	498.76	536.03	573.05	610.04	647.03	684.42
156"	3962	168.80	201.63	214.46	253.99	292.60	332.42	371.97	410.82	450.85	489.86	529.22	568.86	608.25	647.63	687.03	726.71

Blinds within the blue box may have horizontal joins

BAND AF

Width	24"	32"	40"	48"	56"	64"	72"	80"	88"	96"	104"	112"	120"	128"	136"	144"	
Drop mm	609	813	1016	1219	1423	1626	1829	2032	2235	2439	2642	2845	3048	3251	3454	3657	
36"	914	100.26	114.57	118.53	137.37	156.36	180.54	194.23	213.11	232.04	250.86	269.96	288.84	307.78	326.76	345.72	364.66
48"	1219	110.99	127.34	132.41	154.11	175.85	197.62	219.36	241.08	262.84	284.66	306.44	328.21	349.94	371.67	393.38	415.14
60"	1524	121.33	139.78	146.14	170.80	195.41	220.01	244.53	269.14	293.80	318.38	344.41	367.47	392.14	416.84	441.55	465.62
72"	1828	131.51	152.48	160.10	187.42	214.94	242.35	269.72	297.18	324.64	352.04	379.45	406.86	434.24	461.61	489.00	516.07
84"	2133	141.89	165.19	173.91	204.17	234.49	264.74	294.95	325.20	355.38	385.70	416.00	446.21	476.43	506.62	536.80	566.52
96"	2438	151.96	177.94	187.77	220.90	253.95	287.07	320.18	353.20	386.30	419.37	452.47	485.56	518.66	551.75	584.79	616.98
108"	2743	162.06	190.64	201.59	237.63	273.33	309.40	345.42	381.23	417.24	453.05	488.94	524.93	560.89	596.86	632.80	667.45
120"	3048	172.14	203.41	215.48	254.36	292.73	331.73	370.65	409.23	448.13	486.72	525.45	564.31	603.09	641.97	680.78	717.89
132"	3352	182.23	216.14	229.32	271.07	312.11	354.06	395.90	437.30	479.01	520.37	561.91	603.67	645.38	687.11	728.78	768.36
144"	3657	192.34	228.88	243.12	287.79	331.56	376.42	421.12	465.34	509.91	554.06	598.41	643.05	687.62	732.21	776.75	818.82
156"	3962	202.41	241.64	257.00	304.55	350.98	398.74	446.36	493.32	540.85	587.76	634.90	682.40	729.86	777.31	824.76	869.29

Blinds within the blue box may have horizontal joins

ROLLER BLINDS

HARDWARE SURCHARGES

Please add the relevant hardware surcharge below to your blind price.

Your usual roller blind discount WILL apply to the following hardware prices.

	Width	24"	32"	40"	48"	56"	64"	72"	80"	88"	96"	104"	112"	120"	128"	136"	144"
Hardware Options	mm	609	813	1016	1219	1423	1626	1829	2032	2235	2439	2642	2845	3048	3251	3454	3657
System 40 and 45 heavy duty roller tube and sidewinder including brackets. Recommended for blinds over 2000mm wide.		3.57	4.76	5.93	7.13	8.32	9.49	10.69	11.88	13.08	14.26	15.47	16.66	17.80	18.99	20.20	21.37
System 55 honeycomb tube and sidewinder including brackets.		10.55	14.78	17.62	21.09	23.82	28.17	31.66	35.18	38.69	42.23	45.76	49.27	52.78	56.29	59.80	63.32
System 32 and 40 Open Cassette available in anthracite grey, beige, black and white. Fabric covered as standard.		14.25	19.02	23.77	28.49	33.29	38.02	42.77	47.51	52.26	57.06	61.78	66.52	71.29	76.02	80.77	85.50
System 32 and 40 Open Cassette available in chrome and satin. Fabric covered as standard.		17.80	23.78	29.69	35.62	41.59	47.53	53.47	59.38	65.32	71.29	77.22	83.17	89.09	95.01	101.00	106.88
System 32 and 40 Full Fascia Cassette (70mm depth) available in anthracite grey, black, cream, satin and white. Fabric covered as standard.		17.80	23.78	29.69	35.62	41.59	47.53	53.47	59.38	65.32	71.29	77.22	83.17	89.09	95.01	101.00	106.88
System 32, 40 and 45 metal back bar available in white only.		4.75	6.32	7.92	9.51	11.08	12.68	14.24	15.86	17.41	19.02	20.60	22.17	23.77	25.33	26.94	28.49
System 32 curved fascia available in black, grey and white. (Closed Cassette).		9.48	12.69	15.86	18.99	22.17	25.35	28.49	31.67	34.86	38.02	41.19	44.36	47.51	50.70	53.83	57.05
System 32 curved fascia available with fabric insert. Available in black, grey and white. (Closed Cassette).		14.25	19.02	23.77	28.49	33.29	38.02	42.77	47.51	52.26	57.06	61.78	66.52	71.29	76.02	80.77	85.50
System 40 and 45 Plain Fascia (Curved) available black, grey and white. (Closed Cassette).		14.25	19.02	23.77	28.49	33.29	38.02	42.77	47.51	52.26	57.06	61.78	66.52	71.29	76.02	80.77	85.50
System 40 and 45 Profile Fascia (Curved) available with fabric insert. Available in black, grey and white. (Closed Cassette).		21.35	28.49	35.65	42.76	49.92	57.06	64.18	71.28	78.40	85.56	92.68	99.81	106.91	114.03	121.15	128.29
Slim 75mm Fascia available in anthracite, black, silver and white.		17.80	23.78	29.69	35.62	41.59	47.53	53.47	59.38	65.32	71.29	77.22	83.17	89.09	95.01	101.00	106.88
Slim 100mm Fascia available in anthracite, black, silver and white.		21.35	28.49	35.65	42.76	49.92	57.06	64.18	71.28	78.40	85.56	92.68	100.41	106.91	114.03	121.15	128.29
Aluminium bottom bar (Standard shape).		9.48	12.69	15.86	18.99	22.17	25.35	28.49	31.67	34.86	38.02	41.19	44.36	47.51	50.70	53.83	57.05
Gemini bottom bar available in anthracite grey, black, chrome, satin and white.		9.48	12.69	15.86	18.99	22.17	25.35	28.49	31.67	34.86	38.02	41.19	44.36	47.51	50.70	53.83	57.05
Louvolite circular aluminium bottom bar available in silver and white.		9.48	12.69	15.86	18.99	22.17	25.35	28.49	31.67	34.86	38.02	41.19	44.36	47.51	50.70	53.83	57.05
Unishade bottom bars available.		9.48	12.69	15.86	18.99	22.17	25.35	28.49	31.67	34.86	38.02	41.19	44.36	47.51	50.70	53.83	57.05
Senses Aluminium No-Sew bottom bar in anthracite, black, cream, silver and white.		9.48	12.69	15.86	18.99	22.17	25.35	28.49	31.67	34.86	38.02	41.19	44.36	47.51	50.70	53.83	57.05

All cassettes and fascias are supplied with top fix brackets as standard.

Please note that blinds with Louvolite open fascia and full fascia are supplied reverse roll.

For Gemini bottom bar please select which side of the bottom rail should be front facing - smooth or shape.

HARDWARE SURCHARGES

Please add the relevant hardware surcharge below to your blind price.

Your usual roller blind discount WILL apply to the following hardware prices.

Width mm	609	813	1016	1219	1423	1626	1829	2032	2235	2439	2642	2845	3000
Cruze 40mm Fascia with Fabric Insert available in anthracite, black and white	14.01	16.46	18.90	21.34	23.79	23.32	28.66	31.1	33.54	35.87	38.42	40.86	43.30
Cruze 40mm Flat Fascia available in anthracite, black and white	7.91	10.32	12.72	15.13	17.54	19.94	22.34	24.75	27.15	29.44	31.96	34.37	36.77
Cruze 70mm Fascia with Fabric Insert available in anthracite, black and white	14.97	17.74	21.49	23.25	26.02	28.77	31.53	34.28	37.04	39.67	42.56	45.32	47.97
Cruze 70mm Flat Fascia available in anthracite, black and white	8.75	11.45	14.14	16.82	19.52	22.21	24.89	27.58	30.26	32.83	35.64	38.33	41.01
Cruze 32/40mm Back Bar available in anthracite, black and white	4.83	6.22	7.60	8.97	10.36	11.74	13.11	14.49	15.87	17.19	18.63	20.01	21.39

For Cruze Fascia's please select linear or curved end caps.

All Cruze fascia's and back bars will be supplied with 32mm or 40mm tube, with matching Cruze sidewinder & brackets.

Please note that blinds with Cruze 40mm and 70mm Fascia are supplied reverse roll.

All Cruze Fascias and Back bars will be supplied with Top Fix as standard. Also available with Face Fix or Extension Face Fix - £1.00

ROLLER BLINDS

FINISHING TOUCHES

Your usual roller blind discount WILL apply to the following scallop, braid and pull prices.

SCALLOP PRICE BANDS

Louvolute	Price Band	Eclipse	Price Band	Decora	Price Band	Other	Price Band
Apex	D	Eyelets above bottom bar	C	Canterbury	D	Braid only no scallop	A
Arch	D	Shape A	C	Castille	D	Straight scallop	B
Castille	D	Shape B	C	Charleston	D	Alternate fabric on bottom bar or fascia	D
Classic	C	Shape D	D	Classic	C		
Colonial	C	Shape J	D	Colonial	C		
Colonnade	D	Shape K	C	Newham	D		
Coronet	C	Shape L	D				
Parapet	D	Shape N	C				
Provence	C	Shape O (with eyelet)	C				
Quad	D	Shape P	C				
Ritz	C	Shape Q	D				
Temple	D	Shape R	D				

SCALLOP PRICE TABLE

Width	24"	32"	40"	48"	56"	64"	72"	80"	88"	96"	104"	112"	120"	128"	136"	144"
mm	609	813	1016	1219	1423	1626	1829	2032	2235	2439	2642	2845	3048	3251	3454	3657
Band A	8.71	9.93	11.05	12.39	13.62	14.88	16.05	17.34	18.52	19.79	20.98	22.18	23.46	24.73	25.99	27.25
Band B	15.13	18.02	20.90	23.83	26.66	29.54	32.45	35.30	36.35	41.11	44.03	46.93	49.73	52.60	55.44	58.28
Band C	26.24	32.05	37.76	43.56	49.38	55.12	60.83	66.67	72.46	78.19	83.97	86.99	95.56	101.38	107.19	113.00
Band D	40.58	48.97	57.31	65.69	74.07	82.50	90.87	99.25	110.85	115.96	124.40	132.76	141.16	149.61	158.02	166.47

The prices in the Scallop Price Table above include the following braid:

Louvolute: Antique, Cable, Melody, Vogue and Trio.

Eclipse: Classic, Glitz, Loop and Spiral

Decora: Matisse, Savini and Tessero

All other braids should be priced as per the Braid Price Table below:

BRAID PRICE TABLE

Width	24"	32"	40"	48"	56"	64"	72"	80"	88"	96"	104"	112"	120"	128"	136"	144"
mm	609	813	1016	1219	1423	1626	1829	2032	2235	2439	2642	2845	3048	3251	3454	3657
Metallic (L) Wide Glisten (E)	9.48	12.69	15.86	18.99	22.17	25.35	28.49	31.70	34.85	38.02	41.19	44.35	47.51	50.69	53.85	57.03
Crystal Bead (L)	19.83	26.51	33.13	38.02	44.36	50.69	57.03	63.36	69.70	76.05	82.38	88.71	95.03	101.36	107.70	114.02
Glitz (E)	28.46	38.02	47.51	57.03	66.55	76.05	85.56	95.03	104.52	114.07	123.59	133.06	142.57	152.05	161.55	171.04

Braids are supplied on the front of the blind only.

PULLS

The prices in the Scallop Price Table above include the following pulls:

Louvolute: Acorn Pine and Barrel

Eclipse: Barrel and Bell

Decora: Bullet and Cylinder

If pull type is not specified on your order the blind will be supplied with an Acorn Pine Pull.

PULL PRICE BANDS

Louvolute	Price Band	Eclipse	Price Band
Acorn Brass & Chrome	A	Braided Acorn	A
Ball Pull	A	Chevron	A
Cylinder	B	Tassel	A
Crystal Pull	B		
Pear	A	Decora	Price Band
Perspex	A	Cylinder 55	A

PULL PRICE BANDS

Band	Price
A	11.48
B	22.96

LOUVOLITE BLOCKOUT ROLLER BLINDS

Standard specification:

- Louvolite 32mm hardware and 32mm curved fascia in white.
- Aluminium fabric covered bottom bar.
- Right hand sidewinder with metal continuous chain and **cord tidy only**.
- Sprung top fix brackets.

Non-standard specification available at no additional cost:

- Left hand sidewinder.
- Face fix brackets.
- **Omega Self Adhesive Cord Tidy - Clear**
- **Self-Adhesive chain tidy**

Non-standard specification available at an additional cost:

- 40mm and 45mm tube. Please see page 32 for pricing.
- 40mm and 45mm curved fascia in white. Please see page 32 for pricing.

To calculate the Louvolite Blockout Roller Blind Price:

Obtain the blind price. See pages 28-29.

If applicable, add roller tube surcharge (40/45mm tube). See page 32.

Add Curved fascia surcharge. See page 32.

Add Louvolite Blockout price from table below:

LOUVOLITE BLOCKOUT PRICE TABLE

	Width mm						
Drop mm	1000	1500	2000	2500	3000	3500	4000
1000	45.35	51.50	57.62	63.76	69.89	76.02	82.16
1500	55.34	61.44	67.59	73.68	79.84	85.97	92.09
2000	65.27	71.40	77.54	83.67	89.80	95.92	102.05
2500	75.23	81.37	87.48	93.63	99.75	105.90	112.04
3000	85.17	91.32	97.45	103.60	109.71	115.84	121.96
3500	95.15	101.26	107.39	113.51	119.68	125.78	131.94
4000	105.08	111.22	117.34	123.50	129.62	135.75	141.88

This price table is not subject to discount.

Louvolite Motorisation - List Price + Motor Price Please refer to Page 134-138.

- Lithium Rechargeable Battery Motor 500 Series DC/1.1Nm SHORT/1.1Nm/2.0Nm/3.0Nm
- Lithium Rechargeable Battery Motor 2.0Nm/3.0Nm Matter & Thread
- Hard Wired 2000 Series AC Motor/Matter & Thread

Somfy Motorisation - List Price + Motor Price, please refer to Page 141-143.

- Roll-Up 24 WF RTS Li-Ion Motor (12v)/Zigbee Roll Up 24 WF Li-Ion Motor (12v)
- Sonesse Ultra 30 WF RTS Li-Ion Motor (12v)/Zigbee Sonesse Ultra 30 WF Li-Ion Motor (12v)
- Sonesse 30 RTS Motor (24v)/Zigbee Sonesse 30 Motor (24v)

Stelor Motorisation - List Price + Motor Price Please refer to Page 147.

- SR22 Rechargeable Battery Motor 0.5Nm
- SR25 Rechargeable Battery Motor 1.8Nm



VIEW ROOF ROLLER BLINDS

Manually Operated View Roof Roller Blinds	38-40
Solar Powered Battery View Roof Roller Blinds	41

VIEW ROOF ROLLER BLINDS

MANUALLY OPERATED VIEW ROOF ROLLER BLINDS

Standard specification:

- Please state whether you require silver or white hardware.

Available at an additional cost:

- 2m telescopic pole - £34.59
- 3m telescopic pole - £44.19

VIEW FABRIC PRICE BANDS

Fabric	Price Band	Fabric	Price Band	Fabric	Price Band
Blanc Blackout	A	Etoile Blackout	C	Lueur De Nuite Blackout	D
Bleu Blackout	A	Gazon Blackout	A	Marine Blackout	A
Charbon Blackout	A	Gris Blackout	A	Noir Blackout	A
Crème Blackout	A	Latte Blackout	A	Rose Blackout	B

FAKRO PRICE TABLES

Fakro Code	Silver Hardware				White Hardware			
	A	B	C	D	A	B	C	D
1 55X78	40.36	68.18	71.14	88.94	61.48	89.31	92.28	110.06
2 55X98	45.63	75.70	78.99	98.74	66.75	96.81	100.10	119.85
4 66X118	47.43	85.07	88.77	110.98	68.56	106.20	109.90	132.09
5 78X98	51.90	82.58	86.16	107.70	73.01	103.71	107.29	128.83
6 78X118	57.61	88.20	92.03	115.05	78.74	109.33	113.16	136.17
7 78X140	63.27	95.71	99.87	124.85	84.38	116.83	120.99	145.96
8 94X118	71.48	106.35	110.98	138.72	92.61	127.48	132.09	159.83
9 94x140	74.66	112.61	117.50	146.87	95.77	133.72	138.63	168.00
10 114X118	73.54	107.60	112.27	140.35	94.65	128.73	133.40	161.46
11 114X140	77.21	112.61	117.50	146.87	98.34	133.72	138.63	168.00
12 134X98	76.61	105.10	109.67	137.09	97.72	126.21	130.78	158.20
15 94x98	68.94	94.46	98.56	123.20	90.07	115.59	119.68	144.33
16 55x118	57.45	80.69	84.21	105.26	78.57	101.82	105.34	126.39
17 134X140	90.14	117.60	122.71	153.40	111.27	138.73	143.84	174.52
80 94x160	88.10	120.10	125.33	156.66	109.22	141.23	146.46	177.79

MANUALLY OPERATED VIEW ROOF ROLLER BLINDS

VELUX PRICE TABLES

Velux Code	Silver Hardware				White Hardware			
	A	B	C	D	A	B	C	D
C01	33.60	58.55	61.09	76.38	54.74	79.68	82.22	97.50
102	35.68	61.38	64.03	80.05	56.80	82.49	85.16	101.18
C02	35.68	61.38	64.03	80.05	56.80	82.49	85.16	101.18
104	40.93	68.12	71.09	88.86	62.05	89.25	92.21	109.97
206	42.75	76.57	79.90	99.87	63.88	97.70	101.02	120.99
C04	40.93	68.12	71.09	88.86	62.05	89.25	92.21	109.97
C06	45.02	76.57	79.90	99.87	66.14	97.70	101.02	120.99
F06	42.75	76.57	79.90	99.87	63.88	97.70	101.02	120.99
M04	47.21	74.32	77.55	96.93	68.34	95.45	98.67	118.05
M06	52.94	79.38	82.84	103.54	74.07	100.51	103.95	124.67
M08	58.59	86.15	89.89	112.35	79.73	107.25	111.00	133.49
P04	53.89	91.20	95.17	118.97	75.00	112.33	116.29	140.08
P08	60.04	101.33	105.75	132.18	81.17	122.47	126.88	153.31
P10	69.45	108.10	112.80	140.99	90.58	129.23	133.93	162.12
P19	PO4 + P10				PO4 + P10			
S06	68.86	96.84	101.05	126.31	89.98	117.95	122.17	147.43
U04	71.93	94.58	98.70	123.38	93.05	115.70	119.82	144.50
U08	85.47	112.61	117.50	146.87	106.60	133.72	138.63	168.00
CK01	37.98	65.06	67.89	84.85	59.09	86.19	89.01	105.98
CK02	40.36	68.18	71.14	88.94	61.48	89.31	92.28	110.06
CK04	45.63	75.70	78.99	98.72	66.75	96.81	100.10	119.85
CK06	49.97	85.07	88.77	110.96	71.10	106.20	109.90	132.09
FK06	47.43	85.07	88.77	110.96	68.56	106.20	109.90	132.09
MK04	51.90	82.58	86.16	107.70	73.01	103.71	107.29	128.83
MK06	57.61	88.20	92.03	115.05	78.74	109.33	113.16	136.17
MK08	63.27	95.71	99.87	124.83	84.38	116.83	120.99	145.96
PK04	59.28	101.33	105.75	132.18	80.41	122.47	126.88	153.31
PK08	66.63	112.59	117.50	146.87	87.76	133.72	138.61	168.00
PK10	76.40	120.10	125.33	156.66	97.53	141.23	146.46	177.79
PK19	PK04 + PK10				PK04 + PK10			
SK06	73.54	107.60	112.27	140.35	94.65	128.73	133.40	161.46
UK04	79.12	105.10	109.67	137.07	100.25	126.21	130.78	158.20
UK08	94.02	125.10	130.55	163.20	115.15	146.24	151.68	184.31
M34	47.21	74.32	77.55	96.93	68.34	95.45	98.67	118.05
M36	52.94	79.38	82.84	103.54	74.07	100.51	103.95	124.67
M38	58.59	86.15	89.89	112.35	79.73	107.25	111.00	133.49
MK34	47.21	74.32	77.55	96.93	68.34	95.45	98.67	118.05
MK35	47.21	74.32	77.55	96.93	68.34	95.45	98.67	118.05
MK36	52.94	79.38	82.84	103.54	74.07	100.51	103.95	124.67
MK38	58.59	86.15	89.89	112.35	79.73	107.25	111.00	133.49
P34	53.89	91.20	95.17	118.97	75.00	112.33	116.29	140.08
P38	60.04	101.33	105.75	132.18	81.17	122.47	126.88	153.31
PK34	53.89	91.20	95.17	118.97	75.00	112.33	116.29	140.08
PK35	53.89	91.20	95.17	118.97	75.00	112.33	116.29	140.08
PK38	60.04	101.33	105.75	132.18	81.17	122.47	126.88	153.31
S36	68.86	96.84	101.05	126.31	89.98	117.95	122.17	147.43
SK36	68.86	96.84	101.05	126.31	89.98	117.95	122.17	147.43

VIEW ROOF ROLLER BLINDS

MANUALLY OPERATED VIEW ROOF ROLLER BLINDS

ROOFLITE/DAKSTRA PRICE TABLE

Rooflite/ Dakstra Code	Silver Hardware				White Hardware			
	A	B	C	D	A	B	C	D
C2A	40.36	68.18	71.14	88.94	61.48	89.31	92.28	110.06
C4A	45.63	75.70	78.99	98.74	66.75	96.81	100.10	119.85
F6A	47.43	85.07	88.77	110.98	68.56	106.20	109.90	132.09
M4A	51.90	82.58	86.16	107.70	73.01	103.71	107.29	128.83
M6A	57.61	88.20	92.03	115.05	78.74	109.33	113.16	136.17
M8A	63.27	95.71	99.87	124.85	84.38	116.83	120.99	145.96
S6A	73.54	107.60	112.27	140.35	94.65	128.73	133.40	161.46

ROTO PRICE TABLE

Roto Code	Silver Hardware				White Hardware			
	A	B	C	D	A	B	C	D
5/7	85.05	87.83	91.64	114.56	106.17	108.95	112.77	135.69
5/9	93.77	96.84	101.05	126.31	114.89	117.95	122.17	147.43
5/11	98.85	102.09	106.52	133.16	119.98	123.22	127.65	154.29
6/11	104.67	108.10	112.80	140.99	125.80	129.23	133.93	162.12
6/14	110.49	114.11	119.05	148.82	131.62	135.22	140.18	169.95
7/9	101.77	105.10	109.67	137.09	122.89	126.21	130.78	158.20
7/11	108.32	111.84	116.70	145.88	129.43	132.98	137.83	167.01
7/14	117.03	120.87	126.11	157.64	138.15	141.98	147.23	178.77
7/16	130.84	135.12	140.99	176.24	151.97	156.25	162.12	197.37
9/11	129.38	133.62	139.42	174.29	150.52	154.75	160.55	195.42
9/14	136.66	141.13	147.27	184.08	157.79	162.26	168.38	205.20
11/11	130.84	135.12	140.99	176.24	151.97	156.25	162.12	197.37
11/14	136.66	141.13	147.27	184.08	157.79	162.26	168.38	205.20

SOLAR POWERED BATTERY VIEW ROOF ROLLER BLINDS

Standard specification:

- Silver hardware.
- Multi-channel remote (operation of up to 15 blinds individually or all together) - £24.02

FAKRO PRICE TABLE

Silver Hardware				
Fakro Code	A	B	C	D
1 55X78	282.12	321.18	332.75	376.16
2 55X98	287.49	327.30	339.09	383.33
4 66X118	311.21	354.29	367.07	414.94
5 78X98	295.56	336.49	348.61	394.07
6 78X118	300.92	342.60	354.94	401.24
7 78X140	308.99	351.78	364.45	411.99
8 94X118	314.36	357.89	370.78	419.14
9 94x140	320.50	364.87	378.02	427.33
10 114X118	327.80	373.19	386.63	437.07
11 114X140	343.92	391.53	405.65	458.56
12 134X98	333.17	379.29	392.96	444.22
15 94x98	303.60	345.65	358.11	404.82
16 55x118	292.86	333.42	345.42	390.48
17 134X140	346.60	394.59	408.81	462.14
80 94x160	327.80	373.19	386.63	437.07

ROOFLITE/DAKSTRA
PRICE TABLE

Silver Hardware				
Rooflite/ Dakstra Code	A	B	C	D
C2A	282.12	318.28	332.75	376.16
C4A	287.49	324.36	339.09	383.33
F6A	298.24	336.48	351.78	397.65
M4A	295.56	333.45	348.61	394.07
M6A	300.92	339.50	354.94	401.24
M8A	308.99	348.61	364.45	411.99
S6A	327.80	369.83	386.63	437.07

ROTO PRICE TABLE

Silver Hardware				
Roto Code	A	B	C	D
5/7	303.73	342.67	358.24	404.97
5/9	312.48	352.55	368.57	416.65
5/11	318.34	359.15	375.47	424.45
6/11	325.48	367.21	383.90	433.98
6/14	330.43	372.80	389.74	440.57
7/9	321.25	362.44	378.92	428.34
7/11	327.10	369.03	385.80	436.13
7/14	335.86	378.91	396.14	447.80
7/16	350.46	395.39	413.36	467.28
9/11	341.70	385.50	403.03	455.59
9/14	348.37	393.04	410.90	464.50
11/11	356.30	401.99	420.26	475.07
11/14	373.82	421.75	440.92	498.42

VELUX PRICE TABLE

Silver Hardware				
Velux Code	A	B	C	D
C01	242.98	274.14	286.60	323.98
102	245.32	276.77	289.35	327.10
C02	245.32	276.77	289.35	327.10
104	249.99	282.04	294.87	333.33
206	259.33	292.58	305.89	345.79
C04	249.99	282.04	294.87	333.33
C06	254.67	287.32	300.38	339.56
F06	259.33	292.58	305.89	345.79
M04	257.01	289.96	303.13	342.67
M06	261.67	295.22	308.64	348.89
M08	268.68	303.13	316.91	358.24
P04	264.01	297.86	311.40	352.01
P08	278.69	314.43	328.72	371.60
P10	285.03	321.59	336.20	380.05
P19	549.05	619.44	647.59	732.07
S06	285.03	321.59	336.20	380.05
U04	289.71	326.85	341.71	386.28
U08	301.40	340.04	355.49	401.86
CK01	242.98	274.14	286.60	323.98
CK02	245.32	276.77	289.35	327.10
CK04	249.99	282.04	294.87	333.33
CK06	254.67	287.32	300.38	339.56
FK06	259.33	292.58	305.89	345.79
MK04	257.01	289.96	303.13	342.67
MK06	261.67	295.22	308.64	348.89
MK08	268.68	303.13	316.91	358.24
PK04	264.01	297.86	311.40	352.01
PK08	278.03	313.67	327.93	370.70
PK10	285.03	321.59	336.20	380.05
PK19	549.05	619.44	647.59	732.07
SK06	285.03	321.59	336.20	380.05
UK04	289.71	326.85	341.71	386.28
UK08	301.40	340.04	355.49	401.86
M34	257.01	289.96	303.13	342.67
M36	261.67	295.22	308.64	348.89
M38	268.68	303.13	316.91	358.24
MK34	257.01	289.96	303.13	342.67
MK35	257.01	289.96	303.13	342.67
MK36	261.67	295.22	308.64	348.89
MK38	268.68	303.13	316.91	358.24
P34	264.01	297.86	311.40	352.01
P38	278.03	313.67	327.93	370.70
PK34	264.01	297.86	311.40	352.01
PK35	264.01	297.86	311.40	352.01
PK38	278.03	313.67	327.93	370.70
S36	285.03	321.59	336.20	380.05
SK36	285.03	321.59	336.20	380.05





DOUBLE ROLLER BLINDS

Duorol Blind Specification	44
Cruze Softshade Blind Specification	45
Vision Blind Specification	46
Double Roller Price Tables	47-48

DOUBLE ROLLER BLINDS

DUOROL DOUBLE ROLLER BLIND SPECIFICATION AND FABRIC PRICE BANDS

Standard specification:

- Aluminium cassette in white, with 38mm tube.
- Two part aluminium bottom bar in white.
- Right hand sidewinder with white plastic chain.
- Top fix brackets.
- Chain tidy - clear

Non-standard specification available at no additional cost:

- Aluminium cassette in anthracite, black, brown, cream and silver.
- Two part aluminium bottom bar in anthracite, black, brown, cream and silver.
- One piece aluminium bottom bar in anthracite, black, brown, cream, silver and white.
- Left hand sidewinder.
- Operating chain in black plastic, brown plastic, cream plastic, grey plastic and nickel.
- Face fixing brackets.
- Self-Adhesive chain tidy

Other information:

- Minimum blind width - 500mm
- Maximum blind width - 2200mm
- Maximum blind drop - 2600mm.
- Maximum square meterage - 6m²

Motorisation - List Price + Motor Price, please refer to Page 141-143.

- Roll Up 28 RTS External Battery Motor (12v)
- Roll Up 28 WF RTS Li-Ion Motor (12v)
- Sonesse Ultra 30 WF RTS Li-Ion Motor (12v)/Zigbee Sonesse Ultra 30 WF Li-Ion (12v)
- Sonesse 30 RTS Motor (24v)/Zigbee Sonesse 30 (24v)

Swatch books available:

Duorol and Trishade - £125

DUOROL FABRICS

Fabric	Price Band	Fabric	Price Band	Fabric	Price Band
Aroso	A	Duo Zebra	A	Natural	A
Blues	A	Filare	A	New Basic	AA
Cirro	B	Fusion	A	New Basic FR	A
Dimo DO	C	Galant	A	Pinta	A
Dualis	A	Jonte BO	C	Raffia	B
Duo Eucalyptus	A	Liana	A	Salsa	A
Duo Floral	A	Linea	B	Spring	AA
Duo Pealeaf	A	Linho	A	Strato	B
Duo Tropic	A	Lusano	B	Twilight C Screen FR	B

CRUZE SOFTSHADE DOUBLE ROLLER BLIND SPECIFICATION AND FABRIC PRICE BANDS

Standard specification:

- 40mm Cruze Fascia in white, with 32mm tube.
- Cruze Softshade bottom bar in white.
- Right hand sidewinder with continuous white plastic operating chain.
- Top fix brackets.
- Chain tidy - clear

Non-standard specification available at no additional cost:

- 40mm Cruze Fascia in anthracite and black.
- 70mm Cruze Fascia in anthracite, black and white.
- 40mm Tube
- Cruze Softshade bottom bar in anthracite and black.
- Left hand sidewinder.
- Continuous plastic operating chain in anthracite and black.
- Face fix brackets.

Other information:

- Minimum blind width - 200mm
- Maximum blind width - 2200mm
- Minimum blind drop - 200mm
- Maximum blind drop - 2600mm.

Somfy Motorisation - List Price + Motor Price, please refer to Page 141-143.

- Roll-Up 24 WF RTS Li-Ion (12v)/Zigbee Roll-Up 24 WF Li-Ion (12v)
- Sonesse 28 RTS Li-Ion (12v)/Zigbee Sonesse 28 Li-Ion (12v)
- Sonesse Ultra 30 WF RTS Li-Ion Motor (12v)/Zigbee Sonesse Ultra 30 WF Li-Ion (12v)
- Sonesse 30 RTS Motor (24v)/Zigbee Sonesse 30 (24v)

Stelcor Motorisation - List Price + Motor Price Please refer to Page 147.

- SR22 Rechargeable Battery Motor 0.5Nm
- SR25 Rechargeable Battery Motor 1.8Nm

Swatch books available:

- Softshade - £50

SOFTSHADE FABRICS

Fabric	Price Band	Fabric	Price Band	Fabric	Price Band
Hoxton	A	Mero	A	Rosso	AA
Kanza	AA	Nobis	A	Tela	A
Luna	AA	Rift	AA		

DOUBLE ROLLER BLINDS

VISION DOUBLE ROLLER BLIND SPECIFICATION AND FABRIC PRICE BANDS

Standard specification:

- Open cassette in white, with 32mm tube.
- Two part aluminium bottom bar in white.
- Right hand sidewinder with white plastic chain.
- Top fix brackets.
- Chain tidy - white

Non-standard specification available at no additional cost:

- Open cassette in anthracite, beige, black, chrome and satin.
- Full fascia cassette (70mm depth) in anthracite, black, satin and white.
- 35mm tube for motorised and 40mm tube for sidewinder or motorised.
- Two part aluminium bottom bar in anthracite, beige, black, chrome and satin.
- Duorol one piece aluminium bottom bar in anthracite, black, brown, cream, silver and white.
- Left hand sidewinder.
- Operating chain in beige plastic, black plastic, gold and silver
- Face fixing brackets.
- Chain tidy - black or clear
- Omega self adhesive cord tidy - clear
- Self-Adhesive chain tidy

Non-standard specification available at an additional cost:

- Louvolite crank handle system in black and white, supplied on 40mm tube - £8.82 per blind.
Handle up to 1200mm - £19.11 each.
Handle from 1201mm to 2000mm - £23.52 each.

Other information:

- Minimum blind width - 250mm
- Maximum blind width - 2200mm
- Maximum blind drop - 2600mm.
- Maximum square meterage - 6m²
- Minimum Chain Length - 400mm

Louvolite Motorisation - List Price + Motor Price, please refer to Page 134-138.

- Lithium Rechargeable Battery Motor 500 Series DC/ 1.1Nm SHORT/1.1Nm/2.0Nm/3.0Nm
- Lithium Rechargeable Battery Motor 2.0Nm/3.0Nm Matter & Thread
- Hard Wired 2000 Series AC Motor/Matter & Thread

Somfy Motorisation - List Price + Motor Price, please refer to Page 141-143.

- Roll-Up 24 WF RTS Li-Ion (12v)/Zigbee Roll-Up 24 WF Li-Ion (12v)
- Roll Up 28 RTS External Battery Motor (12v)
- Roll Up 28 WF RTS Li-Ion Motor (12v)
- Sonesse Ultra 30 WF RTS Li-Ion Motor (12v)/Zigbee Sonesse Ultra 30 WF Li-Ion (12v)
- Sonesse 30 RTS Motor (24v)/Zigbee Sonesse 30 (24v)

Stelor Motorisation - List Price + Motor Price Please refer to Page 147.

- SR22 Rechargeable Battery Motor 0.5Nm
- SR25 Rechargeable Battery Motor 1.8Nm

Swatch books available:

- Louvolite Vision Book - £89.95

LOUVOLITE VISION FABRICS

Fabric	Price Band	Fabric	Price Band	Fabric	Price Band
Albero	B	Firenze	A	Nuvola	A
Allegria	A	Floreale	B	Rimini	A
Arrezzo	A	Lusso	A	Setosa	A
Bella	B	Modella	A	Tessuto	B
Boucle	B	Modina	A	Trento	A
Capri	AA	Naples	A		
Ferrara	A	Nola BO	A		

DOUBLE ROLLER BLIND PRICE TABLES

BAND AA

Width	24"	30"	36"	42"	48"	54"	60"	66"	72"	78"	84"	90"	
Drop mm	610	762	914	1067	1219	1372	1524	1676	1829	1981	2134	2200	
24"	610	82.43	99.09	113.22	127.52	144.15	158.43	172.60	189.25	203.50	217.67	234.43	248.58
30"	762	86.93	104.72	119.99	135.41	153.17	168.55	183.87	201.62	217.03	232.34	250.18	265.48
36"	914	91.45	110.34	126.78	143.30	162.16	178.70	195.11	214.01	230.56	246.95	265.95	282.38
42"	1067	96.00	116.00	133.57	151.25	171.22	188.91	206.46	226.48	244.15	261.70	281.84	299.37
48"	1219	100.81	121.95	140.60	159.43	180.55	199.36	218.02	239.18	257.97	276.66	297.90	316.59
54"	1372	105.32	127.61	147.39	167.35	189.64	209.56	229.39	251.64	271.58	291.38	313.78	333.59
60"	1524	110.16	133.54	154.46	175.54	198.94	219.99	240.92	264.32	285.39	306.33	329.88	350.78
66"	1676	114.65	139.18	161.22	183.42	207.94	230.13	252.20	276.73	298.90	320.98	345.65	367.71
72"	1829	119.58	145.23	168.43	191.74	217.43	240.73	263.94	289.59	312.91	336.07	361.91	385.08
78"	1981	124.09	150.87	175.16	199.64	226.40	250.87	275.20	301.95	326.44	350.74	377.69	401.96
84"	2134	128.62	156.54	181.96	207.58	235.50	261.09	286.54	314.41	340.04	365.50	393.58	418.99
90"	2286	133.14	162.14	188.73	215.45	244.50	271.23	297.79	326.82	353.57	380.11	409.35	435.91
96"	2438	138.26	168.43	196.12	223.97	254.11	282.00	309.67	339.84	367.71	395.41	425.74	453.41
102.5"	2600	143.08	174.41	203.26	232.36	263.72	292.80	321.66	353.03	382.12	411.00	442.55	471.44

BAND A

Width	24"	30"	36"	42"	48"	54"	60"	66"	72"	78"	84"	90"	
Drop mm	610	762	914	1067	1219	1372	1524	1676	1829	1981	2134	2200	
24"	610	91.59	110.10	125.79	141.69	160.17	176.02	191.78	210.27	226.11	241.86	260.47	276.19
30"	762	96.59	116.34	133.32	150.45	170.19	187.28	204.30	224.02	241.14	258.14	277.97	294.98
36"	914	101.62	122.60	140.85	159.21	180.18	198.56	216.79	237.79	256.17	274.39	295.51	313.75
42"	1067	106.66	128.90	148.41	168.05	190.24	209.90	229.41	251.65	271.27	290.78	313.15	332.64
48"	1219	112.01	135.50	156.22	177.15	200.61	221.51	242.24	265.76	286.64	307.38	331.01	351.77
54"	1372	117.03	141.78	163.77	185.94	210.71	232.83	254.87	279.61	301.76	323.76	348.64	370.65
60"	1524	122.39	148.38	171.62	195.04	221.03	244.44	267.68	293.68	317.10	340.37	366.52	389.76
66"	1676	127.38	154.63	179.13	203.81	231.04	255.71	280.22	307.47	332.11	356.65	384.05	408.57
72"	1829	132.86	161.37	187.14	213.04	241.59	267.49	293.26	321.76	347.67	373.42	402.13	427.86
78"	1981	137.87	167.63	194.63	221.82	251.56	278.75	305.77	335.50	362.71	389.72	419.65	446.62
84"	2134	142.90	173.93	202.18	230.64	261.67	290.09	318.38	349.34	377.82	406.10	437.31	465.54
90"	2286	147.93	180.16	209.70	239.40	271.66	301.37	330.88	363.13	392.85	422.35	454.83	484.34
96"	2438	153.61	187.14	217.91	248.86	282.36	313.33	344.09	377.61	408.58	439.34	473.04	503.80
102.5"	2600	158.97	193.78	225.86	258.18	293.03	325.34	357.41	392.27	424.59	456.66	491.73	523.82

DOUBLE ROLLER BLINDS

DOUBLE ROLLER BLIND PRICE TABLES

BAND B

Width	24"	30"	36"	42"	48"	54"	60"	66"	72"	78"	84"	90"	
Drop mm	610	762	914	1067	1219	1372	1524	1676	1829	1981	2134	2200	
24"	610	105.34	126.60	144.71	162.95	184.21	202.41	220.54	241.77	260.04	278.13	299.54	317.63
30"	762	111.11	133.77	153.30	173.01	195.71	215.39	234.93	257.61	277.32	296.85	319.69	339.22
36"	914	116.88	140.99	161.98	183.09	207.22	228.36	249.35	273.47	294.58	315.57	339.85	360.83
42"	1067	122.68	148.22	170.65	193.23	218.84	241.39	263.82	289.40	311.99	334.40	360.11	382.57
48"	1219	128.79	155.79	179.67	203.68	230.69	254.75	278.57	305.60	329.62	353.48	380.66	404.51
54"	1372	134.58	163.05	188.36	213.85	242.28	267.76	293.06	321.53	347.04	372.33	400.94	426.28
60"	1524	140.71	170.63	197.35	224.27	254.16	281.07	307.85	337.77	364.65	391.41	421.48	448.22
66"	1676	146.47	177.81	206.01	234.39	265.68	294.08	322.25	353.60	381.96	410.13	441.63	469.83
72"	1829	152.80	185.58	215.19	245.01	277.77	307.61	337.23	370.01	399.84	429.45	462.43	492.07
78"	1981	158.53	192.75	223.81	255.07	289.30	320.56	351.61	385.84	417.11	448.16	482.59	513.64
84"	2134	164.36	200.01	232.54	265.23	300.92	333.64	366.13	401.78	434.50	466.99	502.88	535.38
90"	2286	170.12	207.18	241.14	275.34	312.41	346.57	380.52	417.62	451.77	485.73	523.05	556.96
96"	2438	176.63	215.19	250.55	286.17	324.69	360.31	395.72	434.21	469.84	505.25	543.99	579.35
102.5"	2600	182.80	222.88	259.77	296.92	336.98	374.14	411.05	451.10	488.25	525.17	565.47	602.37

BAND C

Width	24"	30"	36"	42"	48"	54"	60"	66"	72"	78"	84"	90"	
Drop mm	610	762	914	1067	1219	1372	1524	1676	1829	1981	2134	2200	
24"	610	126.39	151.94	173.63	195.51	221.03	242.91	264.66	290.12	312.05	333.76	359.41	381.17
30"	762	133.30	160.55	184.03	207.61	234.85	258.45	281.93	309.16	332.77	356.21	383.62	407.07
36"	914	140.23	169.19	194.37	219.72	248.66	274.03	299.19	328.15	353.48	378.68	407.82	432.98
42"	1067	147.19	177.89	204.80	231.89	262.57	289.67	316.59	347.28	374.38	401.28	432.15	459.07
48"	1219	154.56	186.97	215.59	244.42	276.84	305.65	334.32	366.71	395.53	424.19	456.79	485.43
54"	1372	161.49	195.66	226.04	256.61	290.76	321.34	351.71	385.85	416.41	446.81	481.12	511.51
60"	1524	168.88	204.75	236.81	269.15	305.00	337.34	369.42	405.31	437.59	469.71	505.77	537.84
66"	1676	175.76	213.40	247.22	281.24	318.83	352.87	386.69	424.29	458.34	492.15	529.96	563.80
72"	1829	183.37	222.68	258.21	294.00	333.35	369.13	404.67	444.04	479.79	515.33	554.95	590.46
78"	1981	190.23	231.31	268.58	306.11	347.15	384.69	421.93	463.00	500.56	537.79	579.11	616.36
84"	2134	197.24	240.03	279.00	318.27	361.06	400.34	439.35	482.17	521.37	560.42	603.45	642.47
90"	2286	204.15	248.64	289.37	330.38	374.90	415.85	456.61	501.12	542.14	582.88	627.62	668.38
96"	2438	212.00	258.21	300.69	343.40	389.66	432.38	474.82	521.05	563.82	606.27	652.81	695.22
102.5"	2600	219.37	267.44	311.72	356.32	404.41	448.97	493.27	541.33	585.89	630.19	678.58	722.85





TRI SHADE BLINDS

Tri shade Roller Venetian Blind Specification	52
Tri shade Roller Venetian Blinds Price Table	53

TRI SHADE - ROLLER VENETIAN BLINDS

TRI SHADE - ROLLER VENETIAN BLIND SPECIFICATION AND FABRIC PRICE BANDS

Standard specification:

- Aluminium cassette in white, with 38mm tube.
- Aluminium bottom bar in white.
- Right hand sidewinder with white plastic chain.
- Top fix brackets.
- Chain tidy - clear

Non-standard specification available at no additional cost:

- Aluminium cassette in anthracite, black, brown, cream and silver.
- Aluminium bottom bar in anthracite, black, brown, cream and silver.
- Left hand sidewinder.
- Operating chain in black plastic, cream plastic, grey plastic and metal.
- Face fix brackets.
- Self-Adhesive chain tidy

Louvolite hardware available at no additional cost:

- 70mm full fascia in anthracite, black, satin and white with 40mm tube.
- Aluminium bottom bar in black and white.
- Operating chain in beige plastic, black plastic, gold and silver
- Sprung top and face fix brackets.
- Chain tidy - black or clear
- Omega self adhesive cord tidy - clear

Louvolite crank available at an additional cost:

- Louvolite crank handle system in black and white, supplied on 40mm tube - £8.82 per blind
Handle up to 1200mm - £19.11 each.
Handle from 1201mm to 2000mm - £23.52 each

Other information:

- Minimum blind width - 500mm
- Maximum blind width - 2700mm
- Maximum blind drop - 2500mm
- Maximum square meterage - 6 sqm

Louvolite Motorisation - List Price + Motor Price, please refer to Page 134-138.

- Lithium Rechargeable Battery Motor 1.1Nm SHORT/1.1Nm/2.0Nm/3.0Nm
- Lithium Rechargeable Battery Motor 2.0Nm/3.0Nm Matter & Thread
- Hard Wired 2000 Series AC Motor/Matter & Thread

Somfy Motorisation - List Price + Motor Price, please refer to Page 141-143.

- Roll Up 28 RTS External Battery Motor (12v)
- Roll Up 28 WF RTS Li-Ion Motor (12v)
- Sonesse Ultra 30 WF RTS Li-Ion Motor (12v)/Zigbee
Sonesse Ultra 30 WF Li-Ion (12v)
- Sonesse 30 RTS Motor (24v)/Zigbee Sonesse 30 (24v)

Stelor Motorisation - List Price + Motor Price Please refer to Page 147.

- SR25 Rechargeable Battery Motor 1.8Nm

Swatch books available:

- Duorol and Tri Shade £125.

TRI SHADE FABRICS

Fabric	Price Band	Fabric	Price Band
Campo	A	Elvo	A

TRI SHADE ROLLER VENETIAN BLIND
PRICE TABLE

BAND A

Width	24"	30"	36"	42"	48"	54"	60"	66"	72"	78"	84"	90"	96"	102"	106.25"	
Drop	mm	610	762	914	1067	1219	1372	1524	1676	1829	1981	2134	2286	2438	2590	2700
24"	610	92.90	108.19	123.53	138.93	156.10	171.52	186.82	204.00	219.40	234.72	250.13	265.47	280.77	296.07	307.15
30"	762	98.07	114.65	131.23	147.94	166.40	183.09	199.68	218.12	234.84	251.44	268.10	284.73	301.33	317.92	329.93
36"	914	103.20	121.10	138.94	156.95	176.67	194.67	212.55	232.29	250.24	268.13	286.14	304.03	321.86	339.76	352.73
42"	1067	108.36	127.53	146.71	165.99	187.00	206.31	225.45	246.50	265.80	284.97	304.24	323.44	342.57	361.74	375.64
48"	1219	113.51	133.95	154.43	174.98	197.29	217.91	238.37	260.62	281.22	301.65	322.25	342.70	363.15	383.62	398.41
54"	1372	118.68	140.43	162.19	184.06	207.63	229.54	251.27	274.84	296.77	318.48	340.39	362.12	383.87	405.61	421.32
60"	1524	123.82	146.86	169.87	193.06	217.94	241.08	264.12	288.98	312.16	335.21	358.36	381.39	404.43	427.42	444.11
66"	1676	128.98	153.27	177.61	202.08	228.20	252.68	277.01	303.14	327.61	351.90	376.38	400.69	424.98	449.30	466.88
72"	1829	134.14	159.75	185.35	211.14	238.56	264.32	289.93	317.35	343.11	368.74	394.48	420.09	445.69	471.26	489.81
78"	1981	139.31	166.18	193.06	220.12	248.85	275.85	302.76	331.50	358.58	385.39	412.48	439.37	466.24	493.09	512.57
84"	2134	144.47	172.64	200.84	229.17	259.21	287.53	315.71	345.72	374.09	402.23	430.60	458.75	486.93	515.12	535.51
90"	2286	149.64	179.10	208.52	238.14	269.46	299.10	328.54	359.87	389.49	418.96	448.57	478.06	507.48	536.94	591.54
96"	2438	154.77	185.53	216.24	247.20	279.74	310.69	341.42	374.02	404.91	435.68	466.59	497.35	528.08	558.82	581.03
102.5"	2600	160.24	192.34	224.45	256.75	290.71	323.01	355.12	389.09	421.39	453.47	485.79	517.86	549.99	582.07	605.30



VERTICAL BLINDS

Vogue Vertical Blind Specification	56
Nexus Vertical Blind Specification	57
Benthin Vertical Blind Specification	58
Cruze Vertical Blind Specification	59
Vertical Blind Fixing Bracket Options	60
Vertical Blind Fabric Bands	61
89mm Vertical Blind Price Tables	62-63
127mm Vertical Blind Price Tables	64-65
Market Collection Vertical Blind Price Tables	66

VERTICAL BLINDS

VOGUE VERTICAL BLIND SPECIFICATION

Standard specification:

- White Vogue headrail.
Dimension 38.5mm wide x 27.5mm deep with 'best fit' spacers and a planetary end set.
- Right hand controls and right hand bunching.
- White plastic stabilizing chain.
- White plastic operating chain and cord.
- White louvre weights.
- Sprung top fix brackets.
- **A child safe recess fixing cord/chain tidy is supplied in white.**

Non-standard specification available at no additional cost:

- Headrail in anthracite grey, brown, brushed aluminium, champagne gold, and black with colour co-ordinated pull cord. Anthracite headrail is supplied with black components.
- Left hand controls and left hand bunching, or split draw.
- Stabilizing chain in beige plastic, black plastic and nickel.

(We do not recommend nickel chain on 89mm split draw blinds).

- Operating chain in beige plastic, black plastic, gold and nickel.
- Louvre weights in beige and black.
- Enclosed louvre weights.
- Wand control. **Child Safety Wand operated vertical blinds are inherently child safe.**
- Screw top, face, shallow face and adjustable extension brackets. See page 60.
- **A child safe recess and face fixing cord/chain tensioning device is available in black, brown, clear and white.**
- **Self-Adhesive chain/cord tidy.**

Motorisation - List Price + Motor Price, please refer to Page 139.

- Vogue rechargeable tilt motor.

Other Information:

- If control length is 700mm or less, continuous metal chain will be applied.

Louvres only:

- List price less 35%.
Price includes weights (and chains if required) (your usual discount structure will not apply).

Tracks only:

- Please refer to the track only table below. (your usual discount structure will not apply).

Vertical swatch books available:

- Louvolite - £70
- Eclipse - £100
- The Fabric Box Collection - £115
- Market Collection - £85
- Louvolite Roller & Vertical Mobile Books (includes Plain Transparent, Plain BO, Pattern Transparent, Pattern BO) - £175

TRACK ONLY PRICING

89MM TRACK ONLY

Width mm	609	914	1219	1524	1828	2133	2438	2743	3048	3352	3657	3962	4267	4572	4877	5000
	32.60	34.51	36.21	38.66	40.56	42.26	44.37	46.35	49.21	50.90	52.81	54.78	56.69	58.66	60.57	61.31

127MM TRACK ONLY

Width mm	609	914	1219	1524	1828	2133	2438	2743	3048	3352	3657	3962	4267	4572	4877	5000
	32.32	33.93	35.48	37.79	39.39	40.94	42.91	44.58	47.31	48.70	50.46	52.29	53.89	55.72	57.48	58.08

NEXUS VERTICAL BLIND SPECIFICATION

Standard specification:

- White Nexus headrail.
Dimension 45.6mm wide x 25.4mm deep with equal spacing and planetary end set.
- Clear traveller hooks.
- Right hand controls and right hand bunching.
- White plastic stabilizing chain.
- White plastic operating chain and cord.
- White louvre weights.
- Sprung snap-in top fix brackets.
- A child safe clear 'P' clip is supplied as standard.

Vertical swatch books available:

- Louvolite - £70
- Eclipse - £100
- The Fabric Box Collection - £115
- Market Collection - £85
- Louvolite Roller & Vertical Mobile Books (includes Plain Transparent, Plain BO, Pattern Transparent, Pattern BO) - £175

Non-standard specification available at no additional cost:

- Left hand controls and left hand bunching, or split draw.
- Stabilizing chain in nickel.
(We do not recommend this for 89mm split draw blinds).
- Operating chain in nickel.
- Enclosed louvre weights.
- Wand control.
Child Safety - Wand operated vertical blinds are inherently child safe.
- Face, shallow face and adjustable extension brackets,
See page 60.
- A child safe recess and face fixing cord/chain tensioning device is available in clear and white.
- Self-Adhesive chain/cord tidy.

Other Information:

- If control length is 700mm or less, continuous metal chain will be applied.

Louvres only:

- List price less 35%.
Price includes weights (and chains if required)
(your usual discount structure will not apply).

Tracks only:

Please refer to the track only table below.
(your usual discount structure will not apply).

TRACK ONLY PRICING

89MM TRACK ONLY

Width mm	609	914	1219	1524	1828	2133	2438	2743	3048	3352	3657	3962	4267	4572	4877	5000
	32.60	34.51	36.21	38.66	40.56	42.26	44.37	46.35	49.21	50.90	52.81	54.78	56.69	58.66	60.57	61.31

127MM TRACK ONLY

Width mm	609	914	1219	1524	1828	2133	2438	2743	3048	3352	3657	3962	4267	4572	4877	5000
	32.32	33.93	35.48	37.79	39.39	40.94	42.91	44.58	47.31	48.70	50.46	52.29	53.89	55.72	57.48	58.08

VERTICAL BLINDS

BENTHIN VERTICAL BLIND SPECIFICATION

Standard specification:

- White Benthin headrail.
Dimension 40mm wide x 25mm deep.
- Clear traveller hooks.
- Right hand controls and right hand bunching.
- White plastic operating chain and cord.
- Louvre weights in white.
- Plastic stabilizing chain in white.
- Top fix bracket - oval hole, raised - 37mm white.
- **Cord/Chain Safety Device - Transparent.**

Non-standard specification available at no additional cost:

- Left hand controls and left hand bunching, or split draw.
- Face fix bracket, raised 60mm - 108mm.
- Stabilizing chain in beige plastic, black plastic and nickel.
(Not applicable on Allusion).

(We do not recommend nickel chain for 89mm split draw blinds).

- Louvre weights in beige and black.
- Enclosed louvre weights.
- **Self-Adhesive chain/cord tidy.**

Non-standard specification available at an additional cost:

- White traversing wand control - £13.08 per blind.
(your usual discount structure will apply)

Child Safety - Wand operated and motorised vertical blinds are inherently child safe.

Motorisation - List Price + Headrail Price + Motor Price, please refer to Page 140.

- IQ3 RTS Motor

Other information:

- If control length is 700mm or less, continuous metal chain will be applied.

Louvres only:

- List price less 35%.
Price includes weights (and chains if required) (your usual discount structure will not apply).

Tracks only:

- Please refer to the track only and additional charge tables below. (your usual discount structure will not apply).

Vertical swatch books available:

- Louvolite - £70
- Eclipse - £100
- The Fabric Box Collection - £115
- Market Collection - £85
- Louvolite Roller & Vertical Mobile Books (includes Plain Transparent, Plain BO, Pattern Transparent, Pattern BO) - £175

ADDITIONAL CHARGE FOR BENTHIN HEADRAIL

Width	24"	36"	48"	60"	72"	84"	96"	108"	120"	132"	144"	156"	168"	180"	192"	196½"
mm	609	914	1219	1524	1828	2133	2438	2743	3048	3352	3657	3962	4267	4572	4877	5000
	20.50	23.15	25.78	29.27	31.90	34.54	37.17	40.35	43.28	45.92	48.56	51.25	53.88	56.83	59.46	60.63

TRACK ONLY PRICING

89MM TRACK ONLY

Width mm	609	914	1219	1524	1828	2133	2438	2743	3048	3352	3657	3962	4267	4572	4877	5000
	32.60	34.51	36.21	38.66	40.56	42.26	44.37	46.35	49.21	50.90	52.81	54.78	56.69	58.66	60.57	61.31

127MM TRACK ONLY

Width mm	609	914	1219	1524	1828	2133	2438	2743	3048	3352	3657	3962	4267	4572	4877	5000
	32.32	33.93	35.48	37.79	39.39	40.94	42.91	44.58	47.31	48.70	50.46	52.29	53.89	55.72	57.48	58.08

CRUZE VERTICAL BLIND SPECIFICATION

Standard specification:

- Gloss White Cruze headrail.
Dimension 36mm wide x 30mm deep.
- Right hand controls and right hand bunching.
- White plastic stabilizing chain.
- White plastic operating chain and cord.
- White louvre weights.
- Sprung top fix brackets
- **A clear child safe recess fixing cord/chain tidy is supplied.**

Vertical swatch books available:

- Louvolite - £70
- Eclipse - £100
- The Fabric Box Collection - £115
- Market Collection - £85
- Louvolite Roller & Vertical Mobile Books (includes Plain Transparent, Plain BO, Pattern Transparent, Pattern BO) - £175

Non-standard specification available at no additional cost:

- Headrail in anthracite and matt white with colour co-ordinated pull cord.
- Left hand controls and left hand bunching, or split draw.
- Stabilizing chain in beige plastic, black plastic and nickel.
(We do not recommend nickel chain on 89mm split draw blinds).
- Operating chain in anthracite, copper, gold and nickel.
- Louvre weights in beige and black.
- Enclosed louvre weights.
- Wand control.
Child Safety - Wand operated vertical blinds are inherently child safe.
- Face fix spring and face fix spring extension brackets.
- **A child safe recess and face fixing cord/chain tensioning device is available in anthracite and white.**
- **Self-Adhesive chain/cord tidy.**

Other information:

- If control length is 700mm or less, continuous metal chain will be applied.

Louvres only:

- List price less 35%.
Price includes weights (and chains if required)
(your usual discount structure will not apply).

Tracks only:

- Please refer to the track only table below.
(your usual discount structure will not apply).

TRACK ONLY PRICING

89MM TRACK ONLY


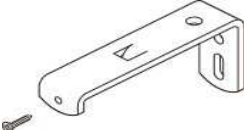
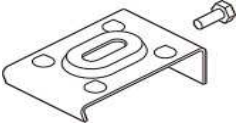
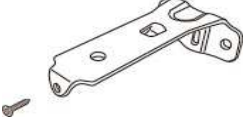
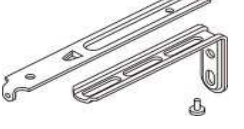

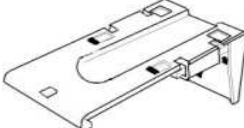
Width mm	609	914	1219	1524	1828	2133	2438	2743	3048	3352	3657	3962	4267	4572	4877	5000
	32.60	34.51	36.21	38.66	40.56	42.26	44.37	46.35	49.21	50.90	52.81	54.78	56.69	58.66	60.57	61.31

127MM TRACK ONLY

Width mm	609	914	1219	1524	1828	2133	2438	2743	3048	3352	3657	3962	4267	4572	4877	5000
	32.32	33.93	35.48	37.79	39.39	40.94	42.91	44.58	47.31	48.70	50.46	52.29	53.89	55.72	57.48	58.08

VERTICAL BLINDS

VERTICAL BLIND FIXING BRACKETS

		VOGUE	NEXUS	CRUZE
	1. Spring snap in top fix bracket	Black Brown Silver White	Silver White	Anthracite White
	2. Standard face fix available, 89mm and 127mm	Brown Silver White	White (127mm only) Silver (127mm only)	
	3. Rigid top fix screw bracket	Brown Silver White	White	
	4. Shallow face fix bracket available in 89mm, 127mm (& 127mm + 15mm Vogue only)	Black Brown Silver White	Silver White	Anthracite White
	5. Adjustable face fix 135mm - 185mm and 160mm - 210mm	Brown Silver White	Silver White	
	6. Extension top fix 130mm and 160mm available	Brown Silver White		
	7. Standard sprung face fix, 89mm and 127mm		White	

VERTICAL BLIND FABRIC PRICE BANDS

Fabric	Supplier	Price Band	89mm	127mm
Alara BO FR	Decora	3	✓	
Altea	Decora	2	✓	
Alvor	Decora	2	✓	
Argent BO	Louvolite	5	✓	
Aria	Decora	1	✓	
Arona FR	Decora	1	✓	
Aspen	Eclipse	3	✓	
Atlantex FR	Eclipse	2	✓	✓
Atlantex ASC FR	Eclipse	2	✓	✓
Aveline	Eclipse	3	✓	
Bamboo	Louvolite	2	✓	
Banlight Duo BO FR	Eclipse	3	✓	✓
Barclay	Decora	1	✓	✓
Bella BO	Decora	2	✓	✓
Bexley	Decora	1	✓	
Bliss	Eclipse	2	✓	
Bora	Louvolite	1	✓	
Boston BO FR	Eclipse	4	✓	
Burst	Eclipse	3	✓	
Carnival FR	Louvolite	2	✓	✓
Carnival BO FR	Louvolite	3	✓	
Carter	Eclipse	4	✓	
Chatsworth	Louvolite	3	✓	✓
Collina BO	Louvolite	5	✓	
Como FR	Louvolite	3	✓	
Como BO FR	Louvolite	3	✓	
Como BO	Decora	1	✓	
Corsica	Eclipse	2	*	✓
Cotton Flower FR	Louvolite	3	✓	
Crush BO	Louvolite	5	✓	
Dapple SPC + FR	Louvolite	3	✓	✓
Daybreak FR	Louvolite	2	✓	✓
Devon	Decora	1	✓	
Didsbury DO	Louvolite	4	✓	
Diva BO FR	Decora	1	✓	
Dune	Louvolite	3	✓	
Elegance	Eclipse	5	✓	✓
Ennis	Decora	2	✓	
Ex-lite FR	Louvolite	3	✓	✓
Felix ASC	Eclipse	4	✓	
Fleur	Decora	1	✓	
Fleur	Eclipse	1	✓	
Florence	Eclipse	1	*	✓
Fuse	Eclipse	3	✓	
Glimpse	Decora	1	✓	✓
Glitz	Eclipse	3	✓	
Grayson	Eclipse	1	✓	
Guardian FR	Louvolite	2	✓	✓
Hampton	Louvolite	4	✓	✓
Hanson BO	Decora	2	✓	
Haven	Louvolite	3	✓	
Haven BO	Louvolite	4	✓	
Hayden	Decora	1	✓	✓
Hayworth	Decora	1	✓	✓
Henlow	Decora	1	✓	
Impasto FR	Eclipse	4	✓	
Isla BO FR	Decora	1	✓	
Jude	Eclipse	1	✓	
Kobe BO	Decora	1	✓	
Kona	Louvolite	1	✓	
Kumano	Louvolite	5	✓	
Lagan ASC	Eclipse	3	✓	
Legacy	Decora	1	✓	
Linden	Decora	2	✓	
Linenweave	Eclipse	2	✓	✓
Livia ASC	Eclipse	3	✓	
Lotus	Eclipse	1	✓	
Luxari BO FR	Decora	1	✓	
Marble BO FR	Louvolite	4	✓	
Matrix BO FR	Louvolite	4	✓	
Messina	Decora	2	✓	
Metz BO FR	Decora	1	✓	
Mistral	Louvolite	1	✓	

Fabric	Supplier	Price Band	89mm	127mm
Miya	Eclipse	2	✓	
Monterey	Louvolite	3	✓	✓
Mood FR	Decora	1	✓	
Myth	Decora	1	✓	
Nordic ASC	Eclipse	3	✓	
Nordic BO	Louvolite	4	✓	
Nordic LF	Louvolite	3	✓	
Odessa	Eclipse	2	✓	
Odin	Decora	2	✓	
Orissa BO	Decora	3	✓	
Oslo FR	Louvolite	4	✓	✓
Oxford	Louvolite	2	✓	
Oxford BO	Louvolite	3	✓	
Palette FR	Eclipse	1	✓	✓
Panache	Eclipse	3	✓	
Panier ASC	Eclipse	3	✓	
Paris	Eclipse	3	✓	
Perspective 1% FR	Louvolite	3	✓	✓
Perspective 3% FR	Louvolite	2	✓	✓
Perspective 3% WB FR	Louvolite	3	✓	✓
Perspective 5% FR	Louvolite	2	✓	✓
Perspective Aluview 3 FR	Louvolite	4	✓	✓
Perspective BO FR	Louvolite	3	✓	✓
Perspective Pureview 3 FR	Louvolite	3	✓	✓
Petal FR	Louvolite	3	✓	
Petal BO	Louvolite	3	✓	
Piper	Eclipse	3	✓	
Plaza BO FR	Decora	1	✓	
Pop	Louvolite	1	✓	
Pop BO	Louvolite	2	✓	
Radiance ASC	Eclipse	3	✓	
Reflection BO FR	Eclipse	4	✓	
Renzo	Decora	2	✓	
Reverie BO FR	Louvolite	4	✓	
Rhapsody	Eclipse	1	✓	
Ribble	Louvolite	3	✓	
Ribble DO	Louvolite	3	✓	
Ribbons ASC	Eclipse	3	✓	
Ritz	Louvolite	3	✓	✓
Rocha	Decora	2	✓	✓
Romany FR	Louvolite	4	✓	✓
Ronda	Eclipse	4	✓	
Sahara BO FR	Decora	1	✓	
Samba BO FR	Decora	1	✓	
Savanna DO	Louvolite	4	✓	
Shantung	Eclipse	1	*	✓
Shona BO	Eclipse	4	✓	
Shot Silk BO	Louvolite	4	✓	
Sian	Eclipse	1	✓	
Sio	Decora	1	✓	
Sirocco	Louvolite	1	✓	
Sirocco BO FR	Decora	1	✓	
Sisi	Decora	1	✓	
Soma BO	Decora	2	✓	✓
Splash	Decora	1	✓	✓
Staten BO FR	Decora	1	✓	
Stella BO FR	Eclipse	4	✓	
Sunset BO FR	Louvolite	2	✓	
Tobin	Decora	1	✓	
Topaz	Eclipse	3	*	✓
Unicolour FR	Decora	2	✓	✓
Unilux BO FR	Decora	1	✓	
Unishade BO FR	Decora	3	✓	✓
Uniview 3200 Superfine FR	Decora	2	✓	
Vermont FR	Louvolite	3	✓	✓
Vivi	Decora	2	✓	
Voile FR	Louvolite	2	✓	✓
Windsor DO	Louvolite	3	✓	
Zephyr	Louvolite	1	✓	

* Market Collection fabrics, please refer to page 66

VERTICAL BLINDS

89MM VERTICAL BLIND PRICE TABLES

89MM BAND 1

Width	24"	36"	48"	60"	72"	84"	96"	108"	120"	132"	144"	156"	168"	180"	192"	196½"	
Drop	mm	609	914	1219	1524	1828	2133	2438	2743	3048	3352	3657	3962	4267	4572	4877	5000
24"	609	72.71	101.94	131.20	162.89	192.14	226.26	255.47	284.78	316.29	348.02	377.36	406.71	438.29	470.01	497.37	510.34
36"	914	76.84	107.30	137.82	170.78	201.26	236.63	267.07	297.59	330.37	363.31	393.89	424.48	457.30	490.28	518.81	532.44
48"	1219	81.08	112.75	144.53	178.72	210.42	247.01	278.73	310.46	344.48	378.67	410.50	442.32	476.37	510.57	540.33	554.64
60"	1524	84.61	117.56	150.56	185.98	218.91	256.75	289.68	322.67	357.89	393.33	426.42	459.47	494.75	530.18	561.22	576.11
72"	1828	88.87	123.03	157.25	193.92	228.07	267.17	301.31	335.51	372.00	408.64	442.92	477.26	513.77	550.44	582.67	598.18
84"	2133	92.93	128.32	163.79	201.70	237.11	277.43	312.82	348.29	385.98	423.84	454.41	494.93	532.69	570.60	604.09	620.20
96"	2438	96.63	133.27	169.96	209.09	245.73	287.27	323.92	360.61	399.56	438.68	475.42	512.21	551.20	590.35	625.07	641.82
108"	2743	100.73	138.60	176.53	216.87	254.78	297.57	335.42	373.36	413.54	453.92	491.89	529.87	570.13	610.52	646.47	663.83
120"	3048	104.90	143.98	183.17	224.78	263.86	307.90	347.04	386.18	427.60	469.17	508.43	547.65	589.12	630.75	667.95	685.92
132"	3352	109.11	149.44	189.83	232.70	273.02	318.27	358.63	399.02	441.64	484.47	524.95	565.43	608.12	650.95	689.42	707.98
144"	3657	111.59	153.18	194.79	238.87	280.43	326.96	368.49	410.17	454.01	498.10	539.82	581.48	625.45	669.52	709.20	728.38
156"	3962	117.34	160.17	203.06	248.36	291.18	338.90	381.71	424.60	469.71	515.00	557.96	600.89	646.04	691.38	732.29	752.08
168"	4267	121.08	165.12	209.24	255.76	299.79	348.76	392.79	436.94	483.28	529.81	573.99	618.17	664.59	711.13	753.28	773.68

89MM BAND 2

Width	24"	36"	48"	60"	72"	84"	96"	108"	120"	132"	144"	156"	168"	180"	192"	196½"	
Drop	mm	609	914	1219	1524	1828	2133	2438	2743	3048	3352	3657	3962	4267	4572	4877	5000
24"	609	75.90	106.72	137.60	170.94	201.75	237.52	268.32	299.20	332.32	365.66	396.62	427.56	460.74	494.07	523.00	536.82
36"	914	81.54	114.36	147.21	182.49	215.30	253.02	285.83	318.70	353.80	389.10	422.05	454.94	490.13	525.43	556.33	571.13
48"	1219	87.26	122.01	156.86	194.15	228.94	268.61	303.39	338.27	375.33	412.60	447.50	482.41	519.54	556.87	589.74	605.54
60"	1524	92.31	129.04	165.88	205.12	241.87	283.57	320.31	357.12	396.21	435.43	472.32	509.24	548.34	587.58	622.48	639.25
72"	1828	97.97	136.73	175.53	216.74	255.45	299.10	337.86	376.62	417.65	458.89	497.73	536.59	577.70	618.94	655.76	673.52
84"	2133	103.57	144.26	185.05	228.22	268.93	314.60	355.31	396.05	439.06	482.26	523.09	563.94	607.02	650.23	689.04	707.81
96"	2438	108.75	151.41	194.17	239.33	282.04	329.63	372.33	415.05	460.06	505.25	548.04	590.88	635.92	681.11	721.88	741.63
108"	2743	114.33	158.98	203.69	250.85	295.51	345.09	389.76	434.50	481.46	528.61	573.42	618.18	665.20	712.39	755.15	775.87
120"	3048	119.96	166.59	213.30	262.44	309.08	360.63	407.28	453.99	502.90	552.07	598.82	645.58	694.61	743.73	788.48	810.22
132"	3352	125.67	174.25	222.95	274.07	322.66	376.19	424.81	473.47	524.37	575.48	624.24	672.98	723.96	775.05	821.80	844.48
144"	3657	131.45	182.03	232.65	285.76	336.34	391.86	442.45	493.09	545.98	599.08	649.81	700.51	753.48	806.58	855.26	878.99
156"	3962	136.87	189.44	242.07	297.15	349.70	407.22	459.77	512.39	567.28	622.32	675.03	727.75	782.69	837.70	888.39	913.10
168"	4267	142.02	196.58	251.20	308.23	362.79	422.26	476.82	531.43	588.22	645.32	699.98	754.65	811.56	868.59	921.25	946.90

89MM BAND 3

Width	24"	36"	48"	60"	72"	84"	96"	108"	120"	132"	144"	156"	168"	180"	192"	196½"	
Drop	mm	609	914	1219	1524	1828	2133	2438	2743	3048	3352	3657	3962	4267	4572	4877	5000
24"	609	80.17	113.13	146.14	181.61	214.57	252.45	285.41	318.44	353.69	389.15	422.24	455.33	490.67	526.14	557.19	572.09
36"	914	87.80	123.69	159.70	198.13	234.04	274.92	310.83	346.82	385.05	423.48	459.52	495.60	533.88	572.31	606.34	622.73
48"	1219	95.50	134.37	173.32	214.72	253.61	297.44	336.31	375.28	416.46	457.85	496.89	535.93	577.17	618.57	655.56	673.41
60"	1524	102.48	144.38	186.29	230.64	272.51	319.29	361.14	403.06	447.25	491.57	533.58	575.54	619.80	664.15	704.11	723.47
72"	1828	110.17	154.96	199.85	247.20	292.01	341.74	386.57	431.43	478.53	525.86	570.84	615.77	662.95	710.25	753.18	774.01
84"	2133	117.73	165.53	213.33	263.64	311.38	364.14	411.90	459.77	509.82	560.16	608.04	655.94	706.13	756.35	802.29	824.56
96"	2438	124.87	175.62	226.44	279.66	330.43	386.14	436.86	487.67	540.73	593.98	644.89	695.73	748.84	802.08	850.99	874.76
108"	2743	132.44	186.16	239.95	296.13	349.85	408.50	462.24	515.99	572.00	628.25	682.11	735.93	792.01	848.21	900.05	925.30
120"	3048	140.06	196.74	253.49	312.65	369.34	430.95	487.64	544.39	603.38	662.60	719.37	776.19	835.21	894.42	949.22	975.98
132"	3352	147.73	207.35	267.05	329.21	388.85	453.40	513.05	572.77	634.70	696.83	756.62	816.40	878.39	940.54	998.29	1026.50
144"	3657	155.50	218.08	280.77	345.86	408.46	476.02	538.59	601.28	666.21	731.29	794.02	856.77	921.73	986.85	1047.55	1077.31
156"	3962	162.88	228.47	294.12	362.19	427.78	498.26	563.85	629.49	697.34	765.43	831.14	896.85	964.78	1032.86	1096.52	1127.74
168"	4267	170.07	238.57	307.22	378.22	446.77	520.26	588.77	657.41	728.24	799.27	867.95	936.62	1007.53	1078.55	1145.22	1177.90

89MM VERTICAL BLIND PRICE TABLES

89MM BAND 4

Width	24"	36"	48"	60"	72"	84"	96"	108"	120"	132"	144"	156"	168"	180"	192"	196 ⁷ / ₈ "	
Drop	mm	609	914	1219	1524	1828	2133	2438	2743	3048	3352	3657	3962	4267	4572	4877	5000
24"	609	84.81	120.08	155.41	193.18	228.46	268.64	303.95	339.26	376.86	414.62	450.04	485.43	523.06	560.83	594.21	610.25
36"	914	94.56	133.90	173.26	215.06	254.39	298.61	337.92	377.31	418.92	460.72	500.18	539.63	581.30	623.12	660.53	678.61
48"	1219	104.39	147.74	191.15	237.04	280.37	328.64	372.00	415.40	461.05	506.89	550.37	593.87	639.59	685.42	726.88	746.98
60"	1524	113.55	160.94	208.40	258.27	305.65	358.01	405.36	452.81	502.51	552.41	599.91	647.45	697.21	747.06	792.56	814.68
72"	1828	123.34	174.78	226.24	280.17	331.58	387.92	439.34	490.81	544.52	598.43	649.98	701.51	755.28	809.17	858.73	882.82
84"	2133	133.07	188.49	244.02	302.00	357.41	417.78	473.26	528.77	586.52	644.49	700.05	755.64	813.48	871.42	924.96	951.06
96"	2438	142.34	201.85	261.39	323.39	382.87	447.29	506.77	566.33	628.12	690.13	749.75	809.37	871.20	933.20	990.81	1018.93
108"	2743	152.05	215.57	279.18	345.18	408.71	477.19	540.72	604.28	670.13	736.16	799.82	863.47	929.35	995.37	1057.01	1087.21
120"	3048	161.80	229.37	297.01	367.08	434.62	507.14	574.69	642.31	712.18	782.25	849.94	917.64	987.58	1057.65	1123.32	1155.54
132"	3352	171.61	243.23	314.89	388.95	460.54	537.03	608.66	680.34	754.19	828.28	900.02	971.74	1045.72	1119.79	1189.45	1223.70
144"	3657	181.53	257.16	332.86	410.99	486.61	567.14	642.80	718.47	796.39	874.51	950.30	1026.04	1104.03	1182.18	1255.91	1292.15
156"	3962	191.09	270.77	350.50	432.65	512.30	596.91	676.58	756.31	838.27	920.45	1000.23	1080.03	1162.06	1244.23	1322.02	1360.26
168"	4267	200.38	284.08	367.84	454.04	537.75	626.39	710.10	793.88	879.86	966.10	1049.91	1133.72	1219.83	1306.01	1387.84	1428.12

89MM BAND 5

Width	24"	36"	48"	60"	72"	84"	96"	108"	120"	132"	144"	156"	168"	180"	192"	196 ⁷ / ₈ "	
Drop	mm	609	914	1219	1524	1828	2133	2438	2743	3048	3352	3657	3962	4267	4572	4877	5000
24"	609	90.13	128.07	166.10	206.52	244.46	287.36	325.29	363.32	403.55	443.99	482.07	520.14	560.47	600.91	636.97	654.33
36"	914	102.38	145.59	188.88	234.59	277.83	325.96	369.18	412.47	457.98	503.69	547.04	590.41	636.00	681.71	723.05	743.05
48"	1219	114.70	163.17	211.74	262.72	311.21	364.64	413.14	461.69	512.49	563.50	612.12	660.71	711.56	762.57	809.15	831.83
60"	1524	126.33	180.09	233.92	290.19	343.92	402.63	456.41	510.24	566.31	622.55	676.49	730.38	786.50	842.78	894.65	919.96
72"	1828	138.59	197.62	256.68	318.23	377.25	441.22	500.22	559.33	620.65	682.16	741.32	800.47	861.84	923.39	980.51	1008.44
84"	2133	150.75	215.05	279.40	346.22	410.51	479.75	544.04	608.40	675.01	741.77	806.24	870.65	937.33	1004.12	1066.53	1097.10
96"	2438	162.53	232.10	301.73	373.80	443.35	517.86	587.45	657.10	728.96	801.03	870.70	940.42	1012.40	1084.47	1152.14	1185.31
108"	2743	174.70	249.54	324.45	401.78	476.65	556.40	631.29	706.17	783.33	860.66	935.66	1010.64	1087.85	1165.19	1238.14	1273.98
120"	3048	186.93	267.03	347.23	429.87	509.95	595.01	675.14	755.34	837.75	920.39	1000.63	1080.90	1163.35	1246.00	1324.22	1362.69
132"	3352	199.21	284.57	370.02	457.88	543.26	633.56	718.97	804.41	892.07	979.97	1065.47	1150.99	1238.74	1326.59	1410.08	1451.21
144"	3657	211.56	302.21	392.95	486.09	576.74	672.34	762.99	853.69	946.66	1039.80	1130.59	1221.35	1314.40	1407.54	1496.30	1540.05
156"	3962	223.59	319.54	415.50	513.94	609.85	710.73	806.67	902.66	1000.89	1099.30	1195.36	1291.41	1389.72	1488.17	1582.20	1628.56
168"	4267	235.37	336.57	437.84	541.53	642.72	748.86	850.09	951.33	1054.86	1158.56	1259.84	1361.22	1464.79	1568.48	1667.79	1716.78

89MM BAND 6

Width	24"	36"	48"	60"	72"	84"	96"	108"	120"	132"	144"	156"	168"	180"	192"	196 ⁷ / ₈ "	
Drop	mm	609	914	1219	1524	1828	2133	2438	2743	3048	3352	3657	3962	4267	4572	4877	5000
24"	609	96.72	137.98	179.26	223.01	264.26	310.42	351.63	392.96	436.50	480.22	521.61	562.98	606.60	650.32	689.66	708.69
36"	914	112.04	160.05	208.16	258.68	306.73	359.69	407.73	455.86	506.16	556.70	604.85	653.04	703.45	753.99	800.14	822.60
48"	1219	127.37	182.18	237.13	294.45	349.29	409.04	463.88	518.78	575.92	633.26	688.22	743.18	800.37	857.73	910.69	936.49
60"	1524	142.02	203.68	265.38	329.52	391.13	457.73	519.37	581.04	645.00	709.13	770.88	832.65	896.67	960.78	1020.52	1049.74
72"	1828	157.37	225.74	294.25	365.17	433.57	506.91	575.34	643.79	714.52	785.44	853.95	922.52	993.30	1064.18	1130.72	1163.32
84"	2133	172.59	247.77	323.05	400.77	475.98	556.12	631.35	706.64	784.14	861.82	937.16	1012.52	1090.08	1167.79	1241.13	1277.16
96"	2438	187.39	269.38	351.49	436.01	518.00	604.97	686.95	769.03	853.32	937.82	1019.98	1102.13	1186.49	1271.02	1351.13	1390.53
108"	2743	202.60	291.39	380.30	471.60	560.42	654.17	742.97	831.83	922.94	1014.24	1103.22	1192.14	1283.32	1374.59	1461.54	1504.34
120"	3048	217.91	313.51	409.17	507.29	602.91	703.43	799.05	894.72	992.60	1090.71	1186.47	1282.21	1380.15	1478.28	1572.00	1618.20
132"	3352	233.20	335.60	438.06	542.95	645.33	752.61	855.00	957.46	1062.13	1167.00	1269.55	1372.07	1476.82	1581.71	1682.20	1731.81
144"	3657	248.62	357.81	467.04	578.74	687.92	802.02	911.22	1020.48	1131.94	1243.62	1352.94	1462.27	1573.82	1685.50	1792.79	1845.80
156"	3962	263.71	379.72	495.74	614.25	730.23	851.11	967.15	1083.16	1201.43	1319.90	1436.03	1552.16	1670.50	1788.98	1903.05	1959.46
168"	4267	278.54	401.30	524.16	649.45	772.21	899.90	1022.70	1145.58	1270.62	1395.90	1518.85	1641.76	1766.90	1892.20	2013.08	2072.87

VERTICAL BLINDS

127MM VERTICAL BLIND PRICE TABLES

127MM BAND 1

Width	24"	36"	48"	60"	72"	84"	96"	108"	120"	132"	144"	156"	168"	180"	192"	196½"	
Drop	mm	609	914	1219	1524	1828	2133	2438	2743	3048	3352	3657	3962	4267	4572	4877	5000
24"	609	69.63	98.12	126.63	158.04	184.21	217.95	246.56	272.87	303.71	332.77	361.26	389.92	418.64	449.87	478.45	489.52
36"	914	73.81	103.10	132.87	165.53	192.49	227.46	257.30	284.44	316.51	346.39	376.12	406.04	435.61	468.08	497.85	509.36
48"	1219	78.05	108.15	139.18	173.02	200.84	237.06	268.10	296.07	329.38	360.10	391.07	422.21	452.61	486.34	517.33	529.23
60"	1524	81.59	112.54	144.78	179.87	208.48	245.96	278.28	307.06	341.60	373.15	405.33	437.71	468.93	503.90	536.12	548.46
72"	1828	85.82	117.59	151.05	187.38	216.83	255.52	289.07	318.67	354.47	386.82	420.23	453.85	485.85	522.06	555.54	568.28
84"	2133	89.90	122.48	157.20	194.77	225.04	264.98	299.75	330.17	367.18	400.41	435.01	469.88	502.75	540.17	574.88	588.01
96"	2438	93.60	126.97	162.96	201.75	232.85	274.03	310.03	341.27	379.51	413.55	449.43	485.52	519.20	557.85	593.81	607.36
108"	2743	97.68	131.94	169.11	209.15	241.06	283.45	320.76	352.81	392.28	427.11	464.24	501.55	536.08	575.96	613.12	627.15
120"	3048	101.88	136.90	175.29	216.59	249.36	293.00	331.47	364.39	405.08	440.74	479.12	517.70	553.01	594.15	632.56	646.96
132"	3352	106.06	141.93	181.59	224.11	257.68	302.52	342.26	375.97	417.93	454.42	494.03	533.80	569.94	612.31	651.99	666.78
144"	3657	110.37	147.09	187.97	231.71	266.09	312.17	353.18	387.72	430.90	468.20	509.00	550.08	587.04	630.60	671.55	686.72
156"	3962	114.35	151.86	193.99	238.92	274.16	321.51	363.72	399.06	443.50	481.64	523.70	565.98	603.76	648.59	690.73	706.34
168"	4267	118.01	156.37	199.73	245.95	281.99	330.57	374.00	410.19	455.86	494.78	538.11	581.62	620.22	666.28	709.65	725.70

127MM BAND 2

Width	24"	36"	48"	60"	72"	84"	96"	108"	120"	132"	144"	156"	168"	180"	192"	196½"	
Drop	mm	609	914	1219	1524	1828	2133	2438	2743	3048	3352	3657	3962	4267	4572	4877	5000
24"	609	72.99	102.54	132.79	165.82	193.11	228.52	258.81	286.21	318.72	348.90	379.05	409.39	439.24	472.14	502.34	514.00
36"	914	78.70	109.59	141.84	176.89	205.50	242.94	275.21	303.97	338.51	370.01	402.16	434.52	465.73	500.63	532.83	545.14
48"	1219	84.49	116.72	150.98	188.02	217.98	257.40	291.70	321.80	358.32	391.19	425.39	459.74	492.23	529.17	563.43	576.39
60"	1524	89.55	123.18	159.39	198.50	229.78	271.23	307.54	338.93	377.45	411.69	447.85	484.24	518.10	557.03	593.28	606.91
72"	1828	95.32	130.28	168.51	209.60	242.21	285.65	323.97	356.71	397.26	432.82	470.98	509.35	544.54	585.49	623.73	638.05
84"	2133	100.97	137.25	177.48	220.59	254.55	299.98	340.32	374.44	416.97	453.85	494.04	534.39	570.96	613.91	654.17	669.13
96"	2438	106.21	143.82	186.05	231.14	266.44	313.92	356.25	391.70	436.24	474.45	516.65	559.04	596.95	641.89	684.14	699.83
108"	2743	111.82	150.77	195.05	242.16	278.80	328.25	372.59	409.39	455.94	495.51	539.71	584.15	623.35	670.29	714.56	730.89
120"	3048	117.54	157.82	204.08	253.21	291.22	342.69	389.05	427.13	475.71	516.61	562.81	609.21	649.79	698.76	745.03	762.07
132"	3352	123.30	164.91	213.22	264.32	303.67	357.11	405.46	444.94	495.51	537.73	585.92	634.35	676.24	727.21	775.48	793.16
144"	3657	129.14	172.11	222.40	275.53	316.18	371.67	422.05	462.81	515.41	558.97	609.18	659.63	702.84	755.84	806.10	824.44
156"	3962	134.68	178.97	231.26	286.37	328.38	385.86	438.25	480.36	534.96	579.87	632.14	684.55	729.13	784.11	836.40	855.41
168"	4267	139.89	185.54	239.81	296.96	340.32	399.83	454.21	497.69	554.27	600.53	654.74	709.19	755.07	812.08	866.42	886.08

127MM BAND 3

Width	24"	36"	48"	60"	72"	84"	96"	108"	120"	132"	144"	156"	168"	180"	192"	196½"	
Drop	mm	609	914	1219	1524	1828	2133	2438	2743	3048	3352	3657	3962	4267	4572	4877	5000
24"	609	76.99	107.90	140.12	175.18	203.80	241.22	273.49	302.24	336.75	368.29	400.43	432.76	463.96	498.89	531.08	543.42
36"	914	84.56	117.41	152.57	190.57	221.13	261.48	296.70	327.39	364.88	398.33	433.44	468.71	501.85	539.71	574.87	588.16
48"	1219	92.20	126.98	165.12	206.04	238.54	281.85	320.02	352.63	393.04	428.48	466.52	504.73	539.84	580.60	618.70	632.97
60"	1524	99.13	135.95	176.92	220.80	255.29	301.56	342.59	377.24	420.56	457.92	498.90	540.05	577.11	620.82	661.86	677.11
72"	1828	106.73	145.49	189.42	236.22	272.65	321.80	365.82	402.41	448.66	487.98	531.88	575.94	614.97	661.59	705.52	721.79
84"	2133	114.26	154.92	201.80	251.52	289.94	342.05	388.96	427.50	476.68	517.99	564.81	611.82	652.81	702.39	749.23	766.47
96"	2438	121.33	163.98	213.80	266.43	306.81	361.80	411.73	452.22	504.33	547.58	597.34	647.31	690.19	742.73	792.55	810.74
108"	2743	128.84	173.42	226.17	281.78	324.07	382.03	434.87	477.31	532.35	577.58	630.27	683.17	728.03	783.51	836.24	855.42
120"	3048	136.40	182.96	238.61	297.16	341.44	402.35	458.09	502.50	560.48	607.66	663.27	719.09	765.92	824.34	880.04	900.19
132"	3352	143.98	192.51	251.11	312.57	358.78	422.59	481.34	527.64	588.56	637.70	696.25	755.00	803.78	865.12	923.76	944.81
144"	3657	151.67	202.16	263.71	328.11	376.28	443.03	504.68	552.94	616.82	667.91	729.41	791.06	841.83	906.08	967.62	989.74
156"	3962	159.06	211.45	275.99	343.29	393.40	463.11	527.68	577.93	644.73	697.78	762.17	826.82	879.49	946.72	1011.22	1034.30
168"	4267	166.12	220.53	287.95	358.20	410.29	482.90	550.44	602.63	672.37	727.37	794.72	862.28	916.91	987.08	1054.49	1078.54

127MM VERTICAL BLIND PRICE TABLES

127MM BAND 4

Width	24"	36"	48"	60"	72"	84"	96"	108"	120"	132"	144"	156"	168"	180"	192"	196 ⁷ / ₈ "	
Drop	mm	609	914	1219	1524	1828	2133	2438	2743	3048	3352	3657	3962	4267	4572	4877	5000
24"	609	81.67	114.15	148.67	186.06	216.25	256.01	290.64	320.93	357.79	390.86	425.34	460.05	492.78	530.04	564.58	577.67
36"	914	91.39	126.56	165.13	206.51	239.36	283.17	321.79	354.76	395.62	431.38	469.88	508.59	544.02	585.27	623.85	638.29
48"	1219	101.17	139.01	181.59	227.04	262.55	310.37	352.99	388.67	433.55	472.00	514.51	557.21	595.31	640.61	683.21	698.98
60"	1524	110.29	150.78	197.38	246.86	285.04	336.87	383.55	421.88	470.77	511.91	558.42	605.16	645.93	695.25	741.88	758.98
72"	1828	120.08	163.23	213.85	267.28	308.18	363.98	414.66	455.66	508.58	552.35	602.92	653.63	697.08	750.40	801.03	819.45
84"	2133	129.73	175.57	230.20	287.69	331.22	391.05	445.75	489.44	546.34	592.82	647.38	702.14	748.27	805.59	860.22	880.03
96"	2438	138.95	187.53	246.15	307.63	353.86	417.71	476.44	522.79	583.76	632.87	691.46	750.23	799.03	860.37	919.00	940.13
108"	2743	148.61	199.84	262.52	328.01	376.92	444.80	507.51	555.55	621.50	673.34	735.92	798.72	850.21	915.57	978.25	1000.70
120"	3048	158.38	212.24	278.92	348.44	400.05	471.90	538.63	590.37	659.36	713.84	780.45	847.28	901.44	970.83	1037.52	1061.30
132"	3352	168.12	224.68	295.37	368.85	423.15	499.03	569.79	624.18	697.17	754.35	824.96	895.77	952.61	1025.97	1096.68	1121.78
144"	3657	177.97	237.22	311.92	389.44	446.43	526.29	601.09	658.14	735.13	794.97	869.62	944.44	1003.96	1081.35	1156.06	1182.58
156"	3962	187.52	249.41	328.12	409.69	469.32	553.21	632.02	691.78	772.79	835.30	913.95	992.82	1054.99	1136.42	1215.16	1242.94
168"	4267	196.76	261.35	344.08	429.65	491.95	579.88	662.69	725.13	810.18	875.33	958.01	1040.88	1105.75	1191.20	1273.96	1303.08

127MM BAND 5

Width	24"	36"	48"	60"	72"	84"	96"	108"	120"	132"	144"	156"	168"	180"	192"	196 ⁷ / ₈ "	
Drop	mm	609	914	1219	1524	1828	2133	2438	2743	3048	3352	3657	3962	4267	4572	4877	5000
24"	609	87.02	121.25	158.50	198.55	230.49	272.94	310.21	342.30	381.81	416.68	453.85	491.19	525.75	565.66	602.88	616.83
36"	914	99.20	136.94	179.43	224.77	260.19	307.87	350.44	386.03	430.80	469.13	511.57	554.19	592.23	637.40	679.86	695.60
48"	1219	111.47	152.76	200.46	251.03	290.00	342.93	390.71	429.81	479.83	521.70	569.36	617.22	658.76	709.19	756.92	774.41
60"	1524	123.06	167.79	220.80	276.61	319.09	377.28	430.32	472.92	528.18	573.56	626.49	679.61	724.62	780.31	833.29	852.55
72"	1828	135.31	183.51	241.74	302.84	348.76	412.19	470.48	516.57	577.10	625.94	684.10	742.43	790.98	851.91	910.12	931.10
84"	2133	147.43	199.17	262.64	328.95	378.43	447.08	510.63	560.22	625.97	678.35	741.75	805.39	857.39	923.55	987.04	1009.77
96"	2438	159.13	214.40	283.16	354.69	407.67	481.53	550.37	603.45	674.49	730.36	799.02	867.87	923.40	994.79	1063.57	1088.06
108"	2743	171.27	230.04	303.99	380.82	437.31	516.48	590.53	647.10	723.40	782.77	856.67	930.79	989.83	1066.52	1140.48	1166.70
120"	3048	183.45	245.73	324.94	407.00	466.98	551.43	630.76	690.80	772.38	835.21	914.39	993.79	1056.30	1138.25	1217.44	1245.46
132"	3352	195.69	261.44	345.91	433.22	496.68	586.35	670.89	734.49	821.26	887.60	972.02	1056.59	1122.63	1209.82	1294.28	1324.03
144"	3657	208.02	277.28	367.02	459.54	526.53	621.47	711.24	778.32	870.34	940.23	1029.90	1119.75	1189.28	1281.70	1371.44	1402.92
156"	3962	220.02	292.78	387.76	485.56	556.04	656.20	751.24	821.84	919.15	992.49	1087.39	1182.52	1255.56	1353.23	1448.23	1481.46
168"	4267	231.74	308.00	408.22	511.32	585.26	690.72	791.01	865.10	967.62	1044.50	1144.65	1245.01	1321.57	1424.49	1524.73	1559.71

127MM BAND 6

Width	24"	36"	48"	60"	72"	84"	96"	108"	120"	132"	144"	156"	168"	180"	192"	196 ⁷ / ₈ "	
Drop	mm	609	914	1219	1524	1828	2133	2438	2743	3048	3352	3657	3962	4267	4572	4877	5000
24"	609	93.68	130.17	170.72	214.15	248.31	294.08	334.70	369.00	411.87	448.97	489.45	530.16	566.90	610.15	650.73	665.82
36"	914	108.96	149.98	197.33	247.54	286.25	338.81	386.25	425.08	474.75	516.36	563.65	611.16	652.44	702.52	749.86	767.24
48"	1219	124.34	169.84	224.02	281.03	324.29	383.64	437.85	481.24	537.72	583.85	637.94	692.23	738.04	794.90	849.05	868.71
60"	1524	138.99	189.12	250.02	313.83	361.64	427.78	488.83	536.70	599.96	650.65	711.54	772.65	823.00	886.63	947.61	969.49
72"	1828	154.31	208.91	276.65	347.22	399.50	472.47	540.25	592.69	662.71	717.90	785.58	853.47	908.31	978.76	1046.52	1070.65
84"	2133	169.52	228.65	303.22	380.56	437.40	517.14	591.74	648.68	725.54	785.23	859.70	934.41	993.80	1071.05	1145.58	1171.98
96"	2438	184.34	248.01	329.33	413.52	474.86	561.43	642.83	704.31	787.94	852.21	933.49	1014.93	1078.85	1162.86	1244.23	1272.94
108"	2743	199.58	267.74	355.87	446.87	512.75	606.10	694.30	760.33	850.74	919.57	1007.61	1095.88	1164.34	1255.15	1343.31	1374.24
120"	3048	214.87	287.59	382.50	480.27	550.71	650.84	745.83	816.44	913.63	986.96	1081.80	1176.89	1249.87	1347.53	1442.45	1475.67
132"	3352	230.17	307.41	409.10	513.65	588.61	695.53	797.28	872.35	976.38	1054.21	1155.87	1257.71	1335.21	1439.62	1541.34	1576.80
144"	3657	245.58	327.35	435.83	547.19	626.69	740.40	848.97	928.59	1039.40	1121.76	1230.19	1338.86	1420.89	1532.10	1640.60	1678.37
156"	3962	260.66	346.97	462.28	580.41	664.44	784.95	900.32	984.46	1102.06	1188.97	1304.21	1419.64	1506.23	1624.25	1739.55	1779.56
168"	4267	275.47	366.32	488.45	613.37	701.91	829.23	951.38	1040.06	1164.48	1255.91	1377.94	1500.19	1591.31	1716.12	1838.22	1880.50

VERTICAL BLINDS

MARKET COLLECTION VERTICAL BLIND FABRIC BANDS AND PRICE TABLES

MARKET COLLECTION FABRICS

Fabric	Price Band	Fabric	Price Band	Fabric	Price Band
Astratto	1A	Florence	1A	Shantung	1A
Ada	1A	Marea	1A	Stratford	1A
Bamboo	1A	Oakley	1A	Topaz	1B
Caspian	1A	Perrie	1A	Urban BO FR	1B
Corsica	1A	Polaris	1A		
Evita	1A	Polaris BO	1B		

89MM BAND 1A

Width	24"	36"	48"	60"	72"	84"	96"	108"	120"	132"	144"	156"	168"	180"	192"	196 ⁵ / ₈ "	
Drop mm	609	914	1219	1524	1828	2133	2438	2743	3048	3352	3657	3962	4267	4572	4877	5000	
24"	609	54.52	76.42	98.39	122.19	144.12	169.73	191.61	213.60	237.22	261.03	282.99	305.04	328.74	352.51	373.00	382.77
36"	914	57.64	80.47	103.34	128.07	150.91	177.47	200.30	223.19	247.76	272.47	295.43	318.37	342.96	367.69	389.13	399.34
48"	1219	60.81	84.58	108.41	134.05	157.81	185.30	209.05	232.85	258.35	283.99	307.86	331.73	357.27	382.90	405.29	415.97
60"	1524	63.47	88.16	112.94	139.49	164.17	192.55	217.28	242.02	268.41	294.99	319.80	344.60	371.06	397.64	420.90	432.06
72"	1828	66.64	92.26	117.92	145.44	171.04	200.37	225.99	251.65	278.99	306.49	332.22	357.91	385.31	412.81	437.02	448.64
84"	2133	69.72	96.24	122.84	151.29	177.83	208.07	234.61	261.19	289.47	317.91	344.54	371.20	399.50	427.94	453.06	465.15
96"	2438	72.46	99.94	127.47	156.81	184.29	215.48	242.96	270.48	299.66	329.00	356.57	384.16	413.42	442.74	468.78	481.37
108"	2743	75.56	103.95	132.42	162.68	191.08	223.17	251.58	280.02	310.15	340.44	368.92	397.42	427.61	457.87	484.84	497.87
120"	3048	78.66	108.00	137.38	168.56	197.90	230.93	260.26	289.64	320.68	351.90	381.35	410.76	441.86	473.07	500.96	514.44
132"	3352	81.84	112.09	142.36	174.51	204.77	238.71	268.96	299.29	331.23	363.38	393.75	424.08	456.11	488.23	517.05	531.02
144"	3657	83.70	114.83	146.09	179.15	210.33	245.20	276.39	307.61	340.52	373.57	404.85	436.14	469.08	502.14	531.91	546.29
156"	3962	88.04	120.12	152.33	186.25	218.39	254.16	286.29	318.44	352.27	386.25	418.47	450.66	484.54	518.52	549.21	564.06
168"	4267	90.81	123.81	156.92	191.83	224.84	261.58	294.62	327.68	362.48	397.36	430.50	463.65	498.42	533.34	564.95	580.29

89MM BAND 1B

Width	24"	36"	48"	60"	72"	84"	96"	108"	120"	132"	144"	156"	168"	180"	192"	196 ⁵ / ₈ "	
Drop mm	609	914	1219	1524	1828	2133	2438	2743	3048	3352	3657	3962	4267	4572	4877	5000	
24"	609	69.04	96.81	124.65	154.77	182.54	214.97	242.73	270.54	300.50	330.61	358.49	386.40	416.38	446.52	472.49	484.84
36"	914	73.01	101.95	130.92	162.25	191.16	224.79	253.71	282.73	313.83	345.14	374.20	403.26	434.45	465.75	492.88	505.85
48"	1219	77.04	107.15	137.29	169.78	199.90	234.67	264.76	294.94	327.25	359.72	389.98	420.19	452.57	485.03	513.34	526.87
60"	1524	80.40	111.69	143.04	176.67	207.95	243.92	275.20	306.55	340.02	373.68	405.07	436.48	470.01	503.65	533.15	547.27
72"	1828	84.37	116.88	149.38	184.21	216.68	253.78	286.24	318.77	353.41	388.24	420.79	453.38	488.06	522.90	553.54	568.26
84"	2133	88.33	121.93	155.62	191.61	225.25	263.56	297.18	330.87	366.68	402.66	436.43	470.17	506.06	542.06	573.88	589.16
96"	2438	91.78	126.61	161.46	198.63	233.44	272.94	307.74	342.57	379.54	416.72	451.69	486.61	523.66	560.81	593.81	609.73
108"	2743	95.68	131.66	167.70	206.06	242.02	282.70	318.67	354.72	392.85	431.20	467.31	503.41	541.64	579.97	614.14	630.63
120"	3048	99.65	136.81	174.02	213.52	250.67	292.52	329.67	366.87	406.21	445.72	483.01	520.28	559.66	599.20	634.56	651.63
132"	3352	103.67	141.95	180.37	221.06	259.37	302.38	340.70	379.08	419.58	460.26	498.71	537.19	577.72	618.41	654.94	672.59
144"	3657	105.98	145.49	185.06	226.92	266.41	310.61	350.09	389.66	431.32	473.17	512.80	552.45	594.17	636.05	673.73	691.98
156"	3962	111.48	152.17	192.89	235.93	276.60	321.96	362.61	403.37	446.22	489.24	530.04	570.87	613.74	656.81	695.66	714.50
168"	4267	115.01	156.84	198.73	242.98	284.82	331.34	373.18	415.06	459.11	503.32	545.30	587.28	631.35	675.57	715.62	735.02







ALLUSION BLINDS

Allusion Blind Specification	70
Benthin Allusion Blind Specification	70
Allusion Blind Price Table	71

ALLUSION BLINDS

VOGUE/CRUZE ALLUSION BLIND SPECIFICATION

Standard specification:

- Louvolite Vogue headrail white.
- Wand operation on the left hand side (when blind is open).

Child Safety - Wand operated Allusion blinds are inherently child safe.

- Top Fix Brackets.

Non-standard specification available at no additional cost:

- Vogue headrail in anthracite grey and black.
- Wand operation on the right (when the blind is open).
- Cord and chain operation - please state control and bunch position.
- Side fix and extension brackets.
- Cruze headrail in anthracite, gloss white or matt white
- Cruze wand operation on the right (when the blind is open)
- Cruze cord and chain operation - please state control and bunch position
- Cruze top fix spring, face fix spring and face fix spring extension brackets
- **Child Safety** - Double cord or chain tidy - clear or white
- Self-Adhesive chain/cord tidy.

Non-standard specification available at an additional cost:

- Allusion fascia headrail in anthracite grey, black and white. Supplied without fabric insert as standard. Please see price table below.
- Co-ordinating or contrasting fabric insert.

Motorisation available - List Price + Motor Price, please refer to Page 139.

- Vogue Rechargeable Tilt Only Motor.

Louvres only:

- List price less 30% (your usual discount structure will not apply).

Tracks only:

Width x 609mm drop, less 60% (your usual discount structure will not apply).

Allusion swatch book available:

- Allusion Mobile Book - £40.31 each.

ADDITIONAL CHARGE FOR ALLUSION FASCIA (WITHOUT FABRIC INSERT)

Width	24"	36"	48"	60"	72"	84"	96"	108"	120"	132"	144"	156"	168"	180"	192"	1967/8"
mm	609	914	1219	1524	1828	2133	2438	2743	3048	3352	3657	3962	4267	4572	4877	5000
	15.08	20.48	25.88	31.28	36.66	42.05	47.45	52.87	58.26	63.65	69.04	74.46	79.86	85.22	90.63	92.82

BENTHIN ALLUSION BLIND SPECIFICATION

Standard specification:

- White Benthin headrail. Dimension 40mm wide x 25mm deep.
- Clear traveller hooks.
- Right hand controls and right hand bunching.
- Plastic operating chain in white.
- Top fix bracket - oval hole, raised - 37mm white.
- **Cord/Chain Safety Device - Transparent.**

Non-standard specification available at no additional cost:

- Left hand controls and left hand bunching, or split draw.
- Face fix bracket, raised 60mm - 108mm.
- Self-Adhesive chain/cord tidy.

Non-standard specification available at an additional cost:

- White traversing wand control - £13.08 per blind. (your usual discount structure will apply.)

Child Safety - Wand operated and motorised Allusion blinds are inherently child safe.

Motorisation available - List Price + Motor Price Please refer to Page 140.

- IQ3 RTS Motor.

Louvres only:

- List price less 30% (your usual discount structure will not apply).

Tracks only:

Width x 609mm drop, less 60% (your usual discount structure will not apply)

ADDITIONAL CHARGE FOR BENTHIN HEADRAIL.

Width	24"	36"	48"	60"	72"	84"	96"	108"	120"	132"	144"	156"	168"	180"	192"	1967/8"
mm	609	914	1219	1524	1828	2133	2438	2743	3048	3352	3657	3962	4267	4572	4877	5000
	20.50	23.15	25.78	29.27	31.90	34.54	37.17	40.35	43.28	45.92	48.56	51.25	53.88	56.83	59.46	60.63

ALLUSION BLIND FABRIC BANDS AND PRICE TABLES

Fabric	Price Band	Fabric	Price Band
Horizon	A	Vista	A
Natural	B	Vista FR	B
Shadow	B		

BAND A

Width	24"	36"	48"	60"	72"	84"	96"	108"	120"	132"	144"	156"	168"	180"	192"	196 ⁷ / ₈ "	
Drop	mm	609	914	1219	1524	1828	2133	2438	2743	3048	3352	3657	3962	4267	4572	4877	5000
24"	609	46.54	67.04	94.54	115.06	136.26	163.03	183.52	204.76	225.27	252.76	273.26	294.47	314.99	342.49	363.00	376.94
36"	914	59.84	87.00	123.36	150.54	178.40	214.04	241.21	269.08	296.25	332.59	359.75	387.64	414.80	451.16	478.31	496.69
48"	1219	73.16	106.97	152.19	186.00	220.54	265.05	298.86	333.38	367.19	412.44	446.24	480.78	514.59	559.82	593.63	616.47
60"	1524	86.45	126.92	181.03	221.50	262.68	316.05	356.51	397.70	438.18	492.27	532.74	573.92	614.39	668.50	708.96	736.23
72"	1828	99.73	146.81	209.75	256.87	304.67	366.89	414.00	461.83	508.91	571.86	618.95	666.77	713.84	776.82	823.92	855.58
84"	2133	113.03	166.78	238.58	292.34	346.81	417.91	471.65	526.13	579.87	651.69	705.42	759.91	813.65	885.47	939.23	975.32
96"	2438	126.33	186.75	267.44	327.82	388.95	468.93	529.32	590.44	650.84	731.52	791.92	853.06	913.45	994.16	1054.55	1095.08
108"	2743	139.65	206.70	296.27	363.32	431.08	519.93	586.98	654.76	721.81	811.36	878.41	946.21	1013.27	1102.81	1169.87	1214.85
118"	3000	152.94	226.64	325.09	398.80	473.22	570.93	644.63	719.07	792.77	891.20	964.91	1039.35	1113.07	1211.49	1285.19	1334.61

BAND B

Width	24"	36"	48"	60"	72"	84"	96"	108"	120"	132"	144"	156"	168"	180"	192"	196 ⁷ / ₈ "	
Drop	mm	609	914	1219	1524	1828	2133	2438	2743	3048	3352	3657	3962	4267	4572	4877	5000
24"	609	50.38	72.78	102.82	125.24	148.37	177.69	200.11	223.24	245.65	275.70	298.11	321.24	343.66	373.72	396.13	411.34
36"	914	65.60	95.62	135.79	165.83	196.56	236.03	266.06	296.82	326.83	367.02	397.06	427.80	457.82	498.00	528.03	548.33
48"	1219	80.81	118.44	168.80	206.43	244.76	294.37	332.02	370.37	408.01	458.35	495.97	534.35	571.97	622.32	659.95	685.33
60"	1524	96.05	141.29	201.76	246.99	292.97	352.75	397.98	443.94	489.18	549.67	594.92	640.90	686.13	746.62	791.86	822.31
72"	1828	111.21	164.04	234.63	287.46	341.01	410.87	463.71	517.28	570.10	640.70	693.53	747.06	799.91	870.54	923.34	958.83
84"	2133	126.44	186.84	267.62	328.05	389.20	469.22	529.68	590.85	651.28	732.03	792.48	853.64	914.07	994.83	1055.25	1095.86
96"	2438	141.66	209.69	300.58	368.65	437.41	527.58	595.64	664.41	732.47	823.35	891.40	960.19	1028.23	1119.12	1187.19	1232.83
108"	2743	156.85	232.53	333.56	409.22	485.60	585.93	661.58	738.00	813.63	914.67	990.35	1066.73	1142.40	1243.45	1319.10	1369.82
118"	3000	172.08	255.36	366.56	449.81	533.80	644.28	727.54	811.55	894.81	1005.99	1089.28	1173.29	1256.52	1367.74	1451.02	1506.79





PLEATED BLINDS

Pleated Blind Specification	74
Pleated Blind Fabric Bands and Price Tables	75-77
Pleated Blind Type Options	78-81
Louvolite Pleated Blinds	82-83

PLEATED BLINDS

PLEATED BLIND SPECIFICATION

Standard specification:

- Gloss White hardware.
- Eclipse Unipleat (excluding P1740, P1751, P1720 & P1753 and any cellular fabric)
- Top fix brackets.

Non-standard specification available at no additional cost:

- Hardware in matt anthracite.
- Mounting strip for use with P3636 and P3637.
- Multizone tensioned blind. Maximum manufacturing width 1000mm.
- Mounting wedges (15 Degree - Maximum 3).
- Face fix brackets with clip and extension face fix brackets.

Non-standard specification available at an additional cost:

- Cord Loop equal pleating system - £17.48 per blind.
- 'L' shape profile - £9.59 per metre.

Please state quantity and length required when ordering.

Free-hanging pleated blinds:

- Controls can be positioned on the left or right side. Please state your requirements when ordering.
- For pricing Shaped Free-hanging blinds, please refer to the 'Free-hanging' price charts. Largest width x largest drop plus £48.04 per blind.
- **Child safe cord breakaway device and cleat supplied as standard.**

Tension pleated blinds

- Operation rods available:
 - 1000mm - £13.83
 - 1500mm - £18.37
 - 2000mm - £22.05
 - 3000mm - £51.43Please state quantity and size of rod with your order.
- Perfect Fit® Next Generation available - see page 110. for details.
- Day and Night blinds. Please price as most expensive fabric plus 75%.
- **Child safety - Tensioned pleated blinds are inherently child safe.**

Shaped skylight pleated blinds

- For pricing Shaped Tension blinds, please refer to the 'Tensioned and Skylight' price chart. Largest width x largest drop plus £34.98 per blind.
- All pleated blind drawings and measurements must be given from the inside looking up (worms eye view).
- Anti-fanning cord (Pleated only) - £30.13 per blind. (your usual discount will not apply).

Motorisation:

- Somfy LW25 B83 Motor (24v)
 - List price + Motor Price, please refer to page 144.
- Somfy Tilt and Lift 25 WF RTS Motor (12v)/Zigbee Tilt and Lift 25 WF Motor (12v)
 - List price + Motor Price, please refer to Page 145.
- 24MM DC TDBU Radio Motor 0.6Nm (12v)
 - List Price + Motor Price, please refer to page 140.
- 24MM DC TDBU Radio Motor 2 x 0.6Nm (12v)
 - List Price + Motor Price, please refer to page 140.
- Radio Motor Double Shaft 0.8Nm (12v)
 - List Price + Motor Price, please refer to page 140.

Pleated swatch books available:

- Louvolite Cellular Mobile Book - £37.50
- Louvolite Pleated Mobile Book - £21.00
- Soft Cell/Pleated Sample book - £160

PLEATED BLIND FABRIC PRICE BANDS

Fabric	Supplier	Price Band	Fabric Width
Addison	Decora	B	2400
Adia	Decora	A	2380
Akona	Decora	B	2350
Aliz	Decora	A	2350
Amos	Decora	A	2050
Apollo	Tropical	A	3000
Apollo BO	Tropical	D	3000
Ario	Decora	A	2400
Artezen	Decora	B	3000
Aspinal	Decora	A	2400
Astoria	Decora	C	3000
Astral	Decora	A	2400
Astral BO	Louvolite	C	1500/3000
Bahama	Decora	B	2350
Bask	Decora	A	2200
Blenheim Blockout	Decora	C	3000
Bowery	Decora	C	3000
Cecily	Decora	C	2300
Celeste	Louvolite	A	1500/3000
Equa	Decora	A	2400
Essence	Decora	A	2400
Evissa	Decora	A	2350
Festival ESP BO	Louvolite	A	2050
Festival SPC FR Low E	Louvolite	A	2100
Festival SR	Louvolite	A	2050
Fresco	Louvolite	B	3000
Fresco BO	Louvolite	E	3000
Fusion	Decora	A	2400
Glantus	Decora	A	2400
Halo 25mm	Louvolite	A	3000
Halo Pro FR	Louvolite	C	3000
Hamilton	Decora	A	2300
Hovia	Decora	A	2350
Hudson	Decora	E + 15%	2500
Hypno	Decora	A	2400

Fabric	Supplier	Price Band	Fabric Width
Kana	Decora	A	2350
Kimora	Decora	A	1800
Leto ASC	Tropical	A	2400
Lexington Blockout	Decora	A	3000
Lexington DO	Decora	A	3000
Linen	Louvolite	D	3000
Loxton	Decora	A	2200
Luna BO 25mm	Louvolite	D	3000
Luna Pro BO FR	Louvolite	E + 10%	3000
Luqa	Decora	A	2150
Mako	Decora	A	2350
Mirabella	Decora	A	2300
Mirage	Louvolite	B	3000
Mirage BO	Louvolite	E	3000
Mirari	Decora	A	2300
Mode	Louvolite	D	3000
Mode BO	Louvolite	E + 10%	3000
Mythic	Decora	A	2400
Noto	Decora	B	2350
Nouveau	Decora	A	2400
Oketo	Decora	A	2250
Paradise	Decora	A	2400
Raffia	Louvolite	B	3000
Raffia BO	Louvolite	E	3000
Scandi	Decora	A	1900
Sheer	Louvolite	C	3000
Shot Silk ESP BO	Louvolite	C	2050
Soho	Decora	C	2850
Sylvan	Decora	B	2350
Talia	Decora	B	2350
Tribeca Blockout	Decora	A	2850
Tribeca DO	Decora	A	2850
Tropez	Decora	C	2350
Vista	Decora	A	2350
Voile FR	Louvolite	A	2000

PLEATED BLINDS

FREE-HANGING & FREE-HANGING MOTORISED BLIND PRICE TABLES

BAND A

Width mm									
Drop mm	600	800	1000	1200	1400	1600	1800	2000	2200
800	45.37	58.24	68.37	78.56	91.45	101.67	111.89	125.46	140.69
1000	50.95	65.31	77.06	88.74	103.24	114.99	126.63	141.78	158.63
1200	56.51	72.41	85.60	98.90	114.93	128.23	141.35	158.15	176.58
1400	62.15	79.59	94.29	109.09	126.76	141.53	156.11	174.56	194.61
1600	67.52	86.70	102.92	119.18	138.48	154.83	170.87	190.95	212.52
1800	73.09	93.68	111.50	129.26	150.13	167.97	185.39	207.17	230.32
2000	78.56	100.84	120.13	139.38	161.88	181.27	200.22	223.62	248.36
2200	84.15	107.94	128.69	149.38	173.61	194.49	214.89	239.98	266.33
2400	89.62	115.07	137.37	159.57	185.39	207.86	229.76	256.45	284.37
2600	95.00	121.95	145.83	169.53	196.96	220.90	244.23	272.61	302.17

BAND D

Width mm									
Drop mm	600	800	1000	1200	1400	1600	1800	2000	2200
800	70.80	91.84	109.95	128.03	149.10	167.24	185.36	207.16	230.91
1000	81.99	106.54	127.97	149.41	174.02	195.57	216.98	242.32	269.43
1200	93.28	121.19	145.96	170.87	198.93	223.86	248.50	277.41	308.07
1400	104.61	135.95	164.06	192.41	223.93	252.23	280.28	312.65	346.81
1600	115.67	150.57	182.16	213.83	248.85	280.58	311.77	347.81	385.35
1800	126.92	165.13	200.17	235.02	273.58	308.57	343.22	382.68	423.69
2000	138.14	179.84	218.25	256.56	298.51	337.03	374.93	417.94	462.43
2200	149.32	194.49	236.22	277.84	323.49	365.34	406.55	453.09	500.98
2400	160.61	209.27	254.41	299.33	348.46	393.73	438.25	488.35	539.73
2600	171.57	223.75	272.19	320.59	373.18	421.83	469.66	523.31	578.10

BAND B

Width mm									
Drop mm	600	800	1000	1200	1400	1600	1800	2000	2200
800	54.00	69.66	82.66	95.67	111.39	124.50	137.52	153.87	172.02
1000	61.61	79.59	94.84	110.11	128.11	143.43	158.63	177.35	197.79
1200	69.32	89.51	106.96	124.50	144.86	162.40	179.78	200.87	223.51
1400	77.10	99.49	119.18	138.99	161.65	181.39	200.92	224.45	249.42
1600	84.59	109.49	131.37	153.37	178.34	200.43	222.12	247.97	275.20
1800	92.26	119.29	143.50	167.65	194.88	219.21	243.04	271.24	300.77
2000	99.91	129.31	155.72	182.15	211.77	238.22	264.27	294.82	326.68
2200	107.62	139.30	167.91	196.35	228.42	257.17	285.38	318.27	352.47
2400	115.27	149.27	180.12	210.84	245.21	276.19	306.59	341.88	378.33
2600	122.75	159.06	192.15	225.04	261.76	294.99	327.49	365.17	403.96

BAND E

Width mm									
Drop mm	600	800	1000	1200	1400	1600	1800	2000	2200
800	92.05	119.39	142.96	166.45	193.86	217.41	240.98	269.35	300.15
1000	106.56	138.53	166.37	194.30	226.22	254.21	282.08	315.04	350.30
1200	121.25	157.56	189.77	222.13	258.55	291.00	323.03	360.59	400.48
1400	136.05	176.71	213.32	250.13	291.14	327.91	364.39	406.47	450.87
1600	150.39	195.69	236.80	277.95	323.46	364.71	405.34	452.13	500.98
1800	164.96	214.70	260.18	305.54	355.68	401.17	446.19	497.48	550.76
2000	179.60	233.82	283.77	333.53	388.14	438.14	487.40	543.36	601.14
2200	194.09	252.86	307.06	361.20	420.57	474.96	528.50	589.05	651.27
2400	208.79	272.10	330.72	389.15	453.01	511.86	569.70	634.89	701.66
2600	223.04	290.88	353.85	416.82	485.10	548.39	610.55	680.34	751.51

BAND C

Width mm									
Drop mm	600	800	1000	1200	1400	1600	1800	2000	2200
800	65.35	84.59	100.88	117.19	136.45	152.80	169.09	189.14	210.98
1000	75.23	97.48	116.68	135.95	158.19	177.48	196.58	219.72	244.62
1200	85.15	110.36	132.44	154.62	179.91	202.15	224.15	250.23	278.26
1400	95.22	123.24	148.24	173.41	201.79	226.94	251.78	281.02	311.98
1600	104.87	136.09	164.06	192.08	223.55	251.60	279.31	311.63	345.60
1800	114.70	148.84	179.80	210.64	245.07	276.07	306.63	342.06	378.95
2000	124.62	161.79	195.68	229.45	266.90	300.88	334.27	372.78	412.71
2200	134.47	174.60	211.37	248.02	288.62	325.55	361.78	403.39	446.27
2400	144.34	187.56	227.30	266.81	310.49	350.31	389.44	434.11	480.05
2600	153.99	200.21	242.86	285.34	332.06	374.80	416.79	464.53	513.48

TENSIONED, SKYLIGHT & TENSIONED MOTORISED BLIND PRICE TABLES

BAND A

Width mm							
Drop mm	600	750	900	1050	1200	1350	1500
700	75.70	83.95	97.25	105.60	118.40	134.51	142.75
1000	84.96	94.89	110.20	120.13	134.96	153.01	162.97
1300	94.24	105.74	123.03	134.74	151.59	171.62	183.22
1600	103.55	116.76	136.03	149.38	168.17	190.23	203.54
1900	112.78	127.76	148.99	164.01	184.75	208.79	223.72
2200	122.14	138.70	161.98	178.67	201.42	227.40	244.02
2500	131.42	149.65	174.88	193.24	217.98	245.97	264.27
2800	140.64	160.61	187.82	207.79	234.57	264.64	284.48
3100	150.03	171.49	200.75	222.35	251.19	283.23	304.77
3400	159.19	182.44	213.68	236.93	267.73	301.73	324.93
3700	168.57	193.40	226.65	251.65	284.42	320.44	345.30
4000	177.89	204.43	239.58	266.28	300.98	338.99	365.51

BAND D

Width mm							
Drop mm	600	750	900	1050	1200	1350	1500
700	101.30	114.81	133.94	147.54	166.05	188.19	201.75
1000	119.00	136.20	159.34	176.61	199.23	225.54	242.64
1300	136.70	157.61	184.79	205.72	232.44	262.76	283.63
1600	154.45	179.01	210.27	234.98	265.72	300.06	324.68
1900	172.11	200.43	235.79	264.14	298.87	337.33	365.61
2200	189.89	221.86	261.22	293.36	332.18	374.65	406.58
2500	207.58	243.26	286.76	322.44	365.34	411.91	447.58
2800	225.26	264.67	312.12	351.55	398.59	449.15	488.53
3100	243.04	286.00	337.63	380.80	431.81	486.46	529.56
3400	260.62	307.41	362.97	409.87	464.99	523.71	570.42
3700	278.46	328.92	388.60	439.12	498.28	561.09	611.51
4000	296.22	350.31	414.04	468.27	531.46	598.37	652.48

BAND B

Width mm							
Drop mm	600	750	900	1050	1200	1350	1500
700	82.90	92.98	108.12	118.29	132.88	150.76	160.84
1000	95.29	107.82	125.71	138.30	155.66	176.34	188.84
1300	107.65	122.61	143.24	158.23	178.50	201.89	216.83
1600	120.09	137.44	160.84	178.34	201.28	227.47	244.93
1900	132.44	152.33	178.50	198.42	224.03	253.02	272.89
2200	144.90	167.20	196.07	218.51	246.92	278.68	300.95
2500	157.25	181.98	213.73	238.47	269.69	304.23	328.93
2800	169.62	196.82	231.27	258.45	292.52	329.77	356.87
3100	182.11	211.59	248.89	278.55	315.33	355.35	384.96
3400	194.38	226.44	266.40	298.51	338.07	380.91	412.86
3700	206.87	241.33	284.14	318.64	360.97	406.55	441.02
4000	219.26	256.12	301.65	338.67	383.72	432.06	468.97

BAND E

Width mm							
Drop mm	600	750	900	1050	1200	1350	1500
700	131.67	149.27	174.09	191.82	215.86	244.68	262.23
1000	154.71	177.12	207.16	229.65	258.99	293.17	315.46
1300	177.71	204.85	240.20	267.45	302.20	341.56	368.75
1600	200.75	232.72	273.35	305.45	345.42	390.05	422.09
1900	223.75	260.54	306.49	343.36	388.54	438.50	475.32
2200	246.88	288.46	339.61	381.38	431.83	487.05	528.57
2500	269.85	316.22	372.73	419.22	474.96	535.51	581.86
2800	292.82	344.08	405.76	457.00	518.15	583.90	635.08
3100	315.94	371.80	438.93	495.01	561.37	632.44	688.44
3400	338.82	399.63	471.87	532.81	604.49	680.84	741.54
3700	362.01	427.57	505.16	570.89	647.80	729.42	795.01
4000	385.05	455.43	538.22	608.78	690.92	777.84	848.20

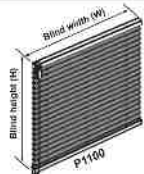
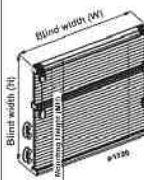
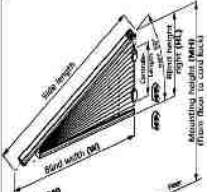
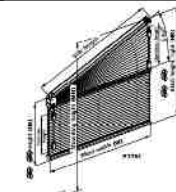
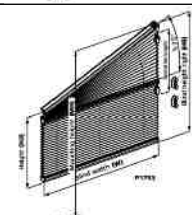
BAND C

Width mm							
Drop mm	600	750	900	1050	1200	1350	1500
700	96.68	109.12	127.05	139.44	156.85	177.89	190.21
1000	112.45	128.03	149.50	165.13	186.10	210.72	226.22
1300	128.17	146.88	171.95	190.82	215.39	243.47	262.26
1600	143.94	165.90	194.49	216.56	244.69	276.40	298.44
1900	159.64	184.85	217.03	242.23	273.89	309.25	334.40
2200	175.46	203.83	239.56	268.05	303.27	342.15	370.47
2500	191.15	222.68	262.10	293.78	332.51	374.93	406.55
2800	206.87	241.68	284.56	319.37	361.78	407.80	442.52
3100	222.68	260.57	307.08	345.10	391.09	440.70	478.65
3400	238.34	279.52	329.47	370.80	420.30	473.45	514.56
3700	254.14	298.47	352.16	396.62	449.67	506.39	550.76
4000	269.96	317.46	374.62	422.31	478.93	539.21	586.78

PLEATED BLINDS

PLEATED BLIND TYPES

FREE-HANGING BLINDS

Blind	Description	Width	Drop	Angle of Inclination	Sizes Required	Diagram
P1700	Free hanging blind with cord operation on left or right side	Minimum 300mm Maximum 2200mm	Maximum - 2600mm	Maximum 15°	Width and Drop	
P1720	Free hanging day & night blind with cord operation	Minimum - 300mm Maximum - 2200mm	Maximum - 2600mm	Maximum 15°	Width and Drop	
P1740	Free hanging triangle blind with pull cord operation on left or right side	Minimum 500mm Maximum- Dependent on side length	Minimum - 100mm Maximum - 1700mm Side Length: Max. 2000mm - Up to 60° Max. 2200mm - Up to 30° Blind angle 5° - 60°	Maximum 15°	Width and Drop	
P1751	Free hanging slope blind with pull cord operation above and below on left and right side	Minimum - 300mm Maximum- Dependent on side length	Minimum - 200mm Maximum - 2600mm Side Length: Max. 2000mm - Up to 60° Max. 2200mm - Up to 30° Blind angle 5° - 60°	Maximum 15°	Width and 2 Drops	
P1753	Free hanging slope blind with pull cord operation above and below on left and right side	Minimum - 300mm Maximum - 1000mm	Minimum - 200mm Maximum - 2600mm Blind angle 5° - 60°	Maximum 15°	Width and 2 Drops	

TENSIONED RECTANGULAR BLINDS

Blind	Description	Width	Drop	Angle of Inclination	Sizes Required	Diagram
P1602	Tensioned blind with handle and tension cord including bottom rail	Minimum - 200mm Maximum - 1200mm Minimum - 1201mm Maximum - 1500mm	Maximum - 2200mm Maximum - 1600mm	Maximum 15°	Width and Drop	
P2602	Tensioned blind with handle and tension cord including bottom rail. Wire guiding.	Minimum - 200mm Maximum - 1500mm	Maximum - 1500mm	Maximum 60°	Width and Drop	
P3600	Tensioned blind with handle, bottom bar and wire tensioning	Minimum - 300mm Maximum - 1500mm	Maximum - 4000mm	45-90°	Width and Drop	

PLEATED BLIND TYPES

TENSIONED ONE SIDE SLOPED BLINDS

Blind	Description	Width	Drop	Angle of Inclination	Sizes Required	Diagram
P3630	Tensioned blind with handle, top bar, wire tensioning and one sided sloped hanging (up to 150mm)	Minimum - 300mm Maximum - 1500mm Maximum Difference in width - 150mm	Maximum - 4000mm	45-90°	2 widths and 1 drop	
P3634	Tensioned blind with handle, top and side bars, wire tensioning and one sided slope hanging (up to 1200mm)	Minimum - 85mm top rail Minimum - 300mm bottom rail Maximum 1500mm Difference in width - 100mm - 1200mm	Maximum - 2000mm	45-90°	2 widths and 1 drop	
P3636	Tensioned triangular blind with handle, top and side bars, wire tensioning and one sided sloped hanging	Top Rail: Always 70mm Bottom Rail: Minimum - 300mm Maximum - 1200mm	Maximum - 2000mm	45-90°	Width and Drop	

TENSIONED TWO SIDED SLOPED BLINDS

Blind	Description	Width	Drop	Angle of Inclination	Sizes Required	Diagram
P3631	Tensioned blind with handle, top bar, wire tensioning and two sided sloped hanging (up to 150mm each side)	Minimum - 300mm Maximum - 1500mm Maximum Difference in width - 150mm on each side	Maximum 4000mm	45-90°	2 widths and 1 drop	
P3635	Tensioned blind with handle, top and side bars, wire tensioning and two sided sloped hanging (up to 700mm on each side)	Top Rail Minimum - 100mm Maximum - 1500mm B/Rail minimum - 300mm Maximum - 1500mm Difference in width - Minimum - 100mm each side Maximum - 700mm each side	Maximum 2000mm	45-90°	2 widths and 1 drop	
P3637	Tensioned triangular blind with handle, top and side bars, wire tensioning and two sided sloped hanging	Top Rail: Always 70mm Bottom Rail: Minimum - 300mm Maximum - 1500mm	Maximum 2000mm	45-90°	Width and Drop	

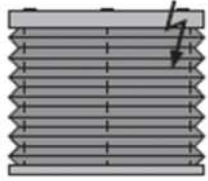
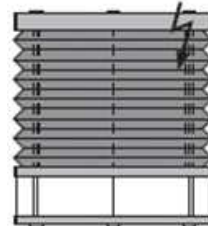
PLEATED BLINDS

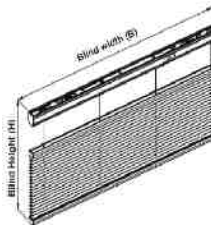
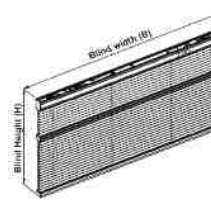
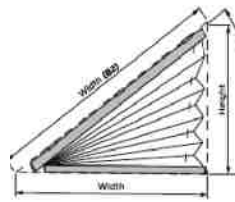
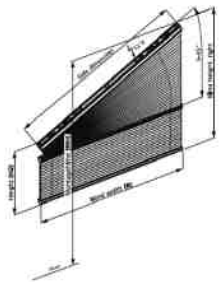
PLEATED BLIND TYPES

TENSIONED FIVE AND SIX SIDED SLOPED BLINDS

Blind	Description	Width	Drop	Angle of Inclination	Sizes Required	Diagram
P3662	Tensioned 5 corner blind with handle, top and side bars, wired tensioning	Minimum - 300mm Maximum - 1500mm Maximum Difference in width - 150mm	Maximum 2000mm Maximum 1500mm	45-90°	2 widths and 1 drop	
P3663	Tensioned 6 corner blind with handle, top and side bars, wire tensioning	Minimum - 85mm Maximum - 1200mm Minimum - 200mm Maximum - 1500mm Difference in width - Minimum - 50mm each side Maximum - 1200mm each side	Maximum 2000mm	45-90°	2 widths and 1 drop	

MOTORISED BLINDS

Blind	Description	Width	Drop	Angle of Inclination	Sizes Required	Diagram
P1900	Freehanging blind with motor operation	Motor and fabric dependant, please refer to pages 144-145 for details	Maximum 2600mm	15°	Width and Drop	
P3900	Tensioned blind with motor operation	Motor and fabric dependant, please refer to pages 144-145 for details	Maximum 4000mm	45-90°	Width and Drop	

Blind	Description	Width	Drop	Angle of Inclination	Sizes Required	Diagram
P1910	Free-hanging TDBU blind with motor operation	Minimum - 700mm Maximum - 2200mm	Maximum - 2000mm	Maximum 15°	Width and Drop	
P1920	Free-hanging day & night blind with motor operation	Minimum - 700mm Maximum - 2200mm	Maximum - 2000mm	Maximum 15°	Width and Drop	
P1940	Free-hanging triangle blind with motor operation	Minimum - 700mm Maximum - Dependant on side length	Minimum - 100mm Maximum - 1700mm Side length: Max. 2000mm - up to 60° Max. 2200mm - up to 30° Blind angle 5° - 60°	Maximum 15°	Width and Drop	
P1950	Free-hanging slope blind with motor operation	Minimum - 700mm Maximum - Dependant on side length	Minimum - 200mm Maximum - 2600mm Side length: Max. 2000mm - up to 45° Max. 2200mm - up to 30° Blind angle 5° - 45°	Maximum 15°	Width and 2 Drops	

PLEATED BLINDS

LOUVOLITE PLEATED BLIND SPECIFICATION

Standard specification:

- 32mm tube with white 60mm cassette, bracket covers and bottom bar.
- Right hand sidewinder.
- White plastic operating chain, **and breakaway connector.**
- Eclipse 'Unipleat', (Excluding honeycomb).
- Sprung top fix brackets.

Non-standard specification available at no additional cost:

- Left hand sidewinder.
- Operating chain in beige plastic, black plastic, brass, brown plastic and nickel.
- Face fix and top fix extension brackets.
- Bracket covers in beige and black.
- **Face or side fix chain tensioning device available in brown, black, white or clear.**
- **Omega self adhesive cord tidy - clear**

Motorisation - List Price + Motor Price please refer to Page 134-135.

- Lithium Rechargeable Battery motor 1.1Nm SHORT/1.1Nm.

LOUVOLITE PLEATED BLIND PRICE TABLES

BAND A

		Width mm								
Drop mm	600	800	1000	1200	1400	1600	1800	2000	2200	2400
600	96.98	101.23	108.54	117.23	124.52	131.85	140.52	147.83	155.14	162.44
900	101.60	107.39	116.24	126.46	135.32	144.15	154.35	163.20	172.07	180.91
1200	106.21	113.55	123.92	135.67	146.06	156.44	168.19	178.58	188.96	199.35
1500	110.83	119.70	131.61	144.90	156.81	168.75	182.04	193.95	205.88	217.80
1800	115.42	125.85	139.31	154.13	167.60	181.04	195.87	209.31	222.77	236.23
2100	120.03	131.99	146.99	163.34	178.34	193.35	209.71	224.71	239.70	254.66
2400	124.65	138.14	154.66	172.59	189.13	205.65	223.55	240.08	256.59	273.13
2700	129.26	144.28	162.36	181.80	199.86	217.94	237.37	255.44	273.51	291.59
3000	133.87	150.44	170.06	191.03	210.61	230.24	251.20	270.82	290.41	310.00

BAND B

		Width mm								
Drop mm	600	800	1000	1200	1400	1600	1800	2000	2200	2400
600	99.06	104.04	112.04	121.41	129.41	137.42	146.78	154.77	162.78	170.78
900	104.72	111.55	121.45	132.70	142.59	152.48	163.74	173.62	183.48	193.38
1200	110.36	119.11	130.86	144.01	155.78	167.58	180.71	192.47	204.25	215.99
1500	116.01	126.63	140.27	155.32	168.97	182.63	197.66	211.32	224.96	238.61
1800	121.66	134.18	149.70	166.64	182.16	197.71	214.61	230.15	245.70	261.21
2100	127.34	141.72	159.13	177.94	195.36	212.81	231.56	249.01	266.41	283.83
2400	132.96	149.24	168.55	189.25	208.54	227.86	248.54	267.85	287.14	306.44
2700	138.62	156.79	177.97	200.54	221.72	242.94	265.50	286.68	307.87	329.05
3000	144.28	164.33	187.40	211.83	234.92	258.00	282.46	305.53	328.62	351.65

LOUVOLITE PLEATED BLIND PRICE TABLES

BAND C

Width mm										
Drop mm	600	800	1000	1200	1400	1600	1800	2000	2200	2400
600	101.44	107.21	115.98	126.17	134.95	143.75	153.89	162.70	171.52	180.32
900	108.28	116.32	127.41	139.82	150.91	162.00	174.45	185.53	196.58	207.64
1200	115.11	125.45	138.80	153.55	166.89	180.25	194.97	208.35	221.69	235.04
1500	121.96	134.58	150.22	167.22	182.86	198.51	215.51	231.14	246.80	262.40
1800	128.83	143.69	161.62	180.92	198.82	216.75	236.03	253.97	271.86	289.80
2100	135.65	152.82	173.02	194.60	214.78	235.01	256.57	276.78	296.95	317.16
2400	142.50	161.95	184.44	208.28	230.76	253.25	277.09	299.58	322.05	344.54
2700	149.34	171.06	195.81	221.97	246.71	271.48	297.62	322.38	347.14	371.92
3000	156.20	180.18	207.22	235.67	262.70	289.74	318.17	345.19	372.24	399.29

BAND D

Width mm										
Drop mm	600	800	1000	1200	1400	1600	1800	2000	2200	2400
600	103.22	109.58	118.96	129.74	139.15	148.52	159.27	168.65	178.04	187.43
900	110.95	119.89	131.85	145.22	157.16	169.14	182.48	194.45	206.43	218.39
1200	118.68	130.20	144.76	160.68	175.23	189.78	205.69	220.24	234.79	249.33
1500	126.44	140.52	157.64	176.14	193.27	210.41	228.91	246.02	263.15	280.28
1800	134.16	150.83	170.54	191.62	211.34	231.04	252.09	271.81	291.51	311.21
2100	141.90	161.17	183.43	207.10	229.37	251.65	275.31	297.59	319.88	342.15
2400	149.64	171.48	196.34	222.56	247.43	272.27	298.50	323.39	348.24	373.12
2700	157.39	181.78	209.23	238.04	265.49	292.94	321.74	349.17	376.61	404.03
3000	165.11	192.09	222.11	253.52	283.54	313.54	344.93	374.94	404.96	434.97

BAND E

Width mm										
Drop mm	600	800	1000	1200	1400	1600	1800	2000	2200	2400
600	105.60	112.74	122.94	134.51	144.68	154.88	166.41	176.59	186.78	196.95
900	114.52	124.66	137.81	152.37	165.51	178.68	193.19	206.34	219.51	232.65
1200	123.44	136.55	152.68	170.21	186.33	202.49	219.97	236.11	252.24	268.37
1500	132.41	148.47	167.58	188.04	207.14	226.26	246.75	265.86	284.98	304.08
1800	141.31	160.36	182.44	205.90	227.99	250.08	273.52	295.60	317.70	339.76
2100	150.24	172.28	197.30	223.76	248.80	273.88	300.28	325.36	350.42	375.49
2400	159.14	184.15	212.21	241.62	269.66	297.68	327.07	355.12	383.14	411.17
2700	168.08	196.06	227.06	259.46	290.47	321.49	353.88	384.86	415.87	446.88
3000	177.02	207.95	241.96	277.33	311.30	345.29	380.63	414.62	448.58	482.59



ROMAN BLINDS

Signature Roman Blind Specification and Fabric Bands	86
Signature Roman Blind Price Tables	87
Roman Blinds in Customers Own Fabric Specification	88
Roman Blinds in Customers Own Fabric Prices	89

ROMAN BLINDS

SIGNATURE ROMAN BLIND SPECIFICATION

Standard specification:

- Chain operated headrail in white.
- Dimensions 34mm wide x 37mm high.
- Right hand control.
- Nickel operating chain.
- Standard dimout or no lining.
- Waterfall Folds.
Each fold layers below the top fold creating a staggered effect when the blind is up.
- White face/top fix brackets.
- **Child Safety Device: Clear plastic P clip.**

Non-standard specification available at no additional cost:

- Left hand control.
- White operating chain.

Non-standard specification available at an additional cost:

- Blackout lining in white, please see grid.
- FR Lining, please see grid

Other information:

- Minimum Width 500mm, Maximum Width 2400mm.
- Minimum Drop 500mm, Maximum Drop 2400mm.

Swatch Book:

- The Signature Roman Collection Book - £40

SIGNATURE ROMAN BLIND FABRIC PRICE BANDS

Fabric	Price Band	Fabric	Price Band
Cloud	C	Linen	E
Coola	B	Ljuva	B
Doki	B	Skimra	A
Faux Silk	B	Stilla BO	B
Hawick FR	C	Virgo DO	B
Good Night	C	Virgo BO	D
Lina	C	Viska	A

SIGNATURE ROMAN BLIND PRICE TABLES

BAND A

Width mm					
Drop mm	500	1000	1500	2000	2400
500	34.70	38.92	43.13	47.34	51.55
1000	38.92	47.34	55.77	64.20	72.62
1500	43.13	55.77	68.41	81.04	93.68
2000	47.34	64.20	81.04	97.88	114.74
2400	51.55	72.62	93.68	114.74	135.80

BAND D

Width mm					
Drop mm	500	1000	1500	2000	2400
500	35.72	40.92	46.14	51.37	56.58
1000	40.92	51.37	61.80	72.24	82.68
1500	46.14	61.80	77.45	93.12	108.77
2000	51.37	72.24	93.12	113.98	134.87
2400	56.58	82.68	108.77	134.87	160.96

BAND B

Width mm					
Drop mm	500	1000	1500	2000	2400
500	35.01	39.53	44.05	48.56	53.09
1000	39.53	48.56	57.61	66.64	75.68
1500	44.05	57.61	71.16	84.71	98.28
2000	48.56	66.64	84.71	102.79	120.87
2400	53.09	75.68	98.28	120.87	143.47

BAND E

Width mm					
Drop mm	500	1000	1500	2000	2400
500	36.35	42.22	48.08	53.95	59.81
1000	42.22	53.95	65.68	77.41	89.14
1500	48.08	65.68	83.27	100.87	118.46
2000	53.95	77.41	100.87	124.33	147.79
2400	59.81	89.14	118.46	147.79	177.11

BAND C

Width mm					
Drop mm	500	1000	1500	2000	2400
500	35.40	40.28	45.18	50.08	54.98
1000	40.28	50.08	59.89	69.68	79.48
1500	45.18	59.89	74.57	89.27	103.97
2000	50.08	69.68	89.27	108.86	128.44
2400	54.98	79.48	103.97	128.44	152.94

BLACKOUT LINING

Width mm					
Drop mm	500	1000	1500	2000	2400
500	1.47	2.94	4.41	5.88	7.36
1000	2.94	5.88	8.82	11.75	14.69
1500	4.41	8.82	13.23	17.64	22.05
2000	5.88	11.75	17.64	23.50	29.38
2400	7.36	14.69	22.05	29.38	36.73

FR LINING

Width mm					
Drop mm	500	1000	1500	2000	2400
500	2.94	5.89	8.83	11.75	14.71
1000	5.89	11.75	17.64	23.49	29.38
1500	8.83	17.64	26.45	35.26	44.09
2000	11.75	23.49	35.26	47.01	58.76
2400	14.71	29.38	44.09	58.76	73.47

ROMAN BLINDS

ROMAN BLINDS IN CUSTOMERS OWN FABRIC SPECIFICATION

Standard specification:

- Chain operated headrail.
- Right hand control.
- White plastic operating chain.
- Poly cotton twill ivory lining.
- White face fix brackets.
- **Evans breakaway sidewinder**

Non-standard specification available at no additional cost:

- Left hand control.
- Operating chain in brass and chrome.

Non-standard specification available at an additional cost:

- Blackout, bonded, bonded blackout and bonded blackout FR linings.
Please see grid.
- Pelmet. Please see grid.
- Cascade style folds - £11.08
- Braid stitched to front or back of blind - £11.08

Other information:

- All blinds will be supplied with taping.
Stitching goes across the lining of the fabric securing a special tape and is used in conjunction with support rods to maintain the profile of the fabric.
Blinds are finished with tacking stitches that discreetly attach the face fabric to the lining.

ROMAN BLINDS IN CUSTOMERS OWN FABRIC PRICE TABLES

CUSTOMERS OWN FABRIC

Width mm		650	1100	1400	1700	2000	2300	2500
Drop mm	950	82.29	102.85	123.39	143.98	164.55	185.13	205.70
1250	92.56	113.13	133.70	154.28	174.84	195.43	215.97	
1550	102.85	123.39	143.98	164.55	185.13	205.70	226.26	
1700	113.13	133.70	154.28	174.84	195.43	215.97	236.55	
2000	123.39	143.98	164.55	185.13	205.70	226.26	246.85	
2300	133.70	154.28	174.84	195.43	215.97	236.55	257.13	
2500	143.98	164.55	185.13	205.70	226.26	246.85	267.42	

LINING

Width mm		650	1100	1400	1700	2000	2300	2500
Blackout	14.70	17.65	20.57	23.52	26.43	29.37	32.33	
Bonded	17.65	20.57	23.52	26.43	29.37	32.33	35.26	
Bonded Blackout	20.57	23.52	26.43	29.37	32.33	35.26	38.19	
Bonded Blackout FR	29.37	36.73	44.07	51.43	58.78	66.13	73.49	

PELMET

Width mm		650	1100	1400	1700	2000	2300	2500
Pelmet	4.47	7.55	9.62	11.67	13.73	15.79	17.18	



CURTAINS

Signature Curtain Specification and Fabric Bands	92
Signature Curtain Price Tables	93-96
Curtains in Customers Own Fabric Pricing	97
Curtain Measuring & Fitting Instructions	98

CURTAINS

SIGNATURE CURTAINS SPECIFICATION

Standard specification:

- Headings available: Pencil Pleat, Double Pleat, Triple Pleat or Eyelet.
- Standard dimout or no lining.
- Priced per pair.
- Non weighted corners
- Curtain Gather: Pencil Pleat 2 x Eyelet 1.5 x Double Pleat 2 x Triple Pleat 2.5 x

Non-standard specification available at no additional cost:

- Single curtain.
- Please state Silver Eyelets or Brushed Brass Eyelets, for Eyelet Curtains.

Non-standard specification available at an additional cost:

- Blackout lining in white, 10% uplift.
- FR Lining, 20% uplift

Swatch Book:

- The Signature Curtain Collection Book - £40

SIGNATURE CURTAINS FABRIC PRICE BANDS

Fabric	Price Band	Fabric	Price Band
Cloud	C	Linen	E
Coola	B	Ljuva	B
Doki	B	Skimra	A
Faux Silk	B	Stilla BO	B
Good Night	C	Virgo DO	B
Hawick FR	C	Virgo BO	D
Lina	C	Viska	A

THE SIGNATURE PENCIL PLEAT CURTAIN PRICE TABLES

BAND A

Width mm							
Drop mm	1400	2100	2800	3500	4200	4900	5600
1220	49.80	58.07	66.34	74.61	82.88	91.16	99.43
1370	51.84	61.13	70.41	79.71	88.99	98.28	107.57
1830	58.07	70.47	82.88	95.29	107.71	120.11	132.52
2280	64.19	79.63	95.10	110.55	126.02	141.46	156.93
2740	70.41	88.99	107.57	126.15	144.71	163.30	181.88
3200	76.66	98.36	120.04	141.73	163.44	185.13	206.82

BAND D

Width mm							
Drop mm	1400	2100	2800	3500	4200	4900	5600
1220	64.12	79.57	95.00	110.43	125.87	141.32	156.75
1370	67.93	85.26	102.60	119.94	137.25	154.60	171.92
1830	79.57	102.72	125.87	149.03	172.18	195.34	218.49
2280	90.96	119.80	148.65	177.48	206.34	235.19	264.04
2740	102.60	137.25	171.92	206.59	241.26	275.94	310.60
3200	114.23	154.71	195.20	235.69	276.18	316.66	357.16

BAND B

Width mm							
Drop mm	1400	2100	2800	3500	4200	4900	5600
1220	54.16	64.63	75.09	85.55	96.00	106.46	116.91
1370	56.75	68.49	80.22	91.98	103.72	115.46	127.20
1830	64.63	80.32	96.00	111.69	127.37	143.06	158.75
2280	72.35	91.90	111.44	130.98	150.52	170.06	189.60
2740	80.22	103.72	127.20	150.69	174.16	197.65	221.14
3200	88.12	115.55	142.96	170.40	197.83	225.26	252.68

BAND E

Width mm							
Drop mm	1400	2100	2800	3500	4200	4900	5600
1220	73.29	93.32	113.33	133.34	153.36	173.38	193.39
1370	78.21	100.68	123.18	145.65	168.13	190.61	213.09
1830	93.32	123.33	153.36	183.39	213.42	243.43	273.47
2280	108.07	145.48	182.89	220.30	257.70	295.11	332.52
2740	123.18	168.13	213.09	258.04	303.00	347.94	392.91
3200	138.27	190.77	243.28	295.77	348.28	400.78	453.28

BAND C

Width mm							
Drop mm	1400	2100	2800	3500	4200	4900	5600
1220	59.63	72.81	85.99	99.17	112.35	125.54	138.71
1370	62.87	77.68	92.48	107.28	122.08	136.89	151.69
1830	72.81	92.59	112.35	132.14	151.90	171.68	191.45
2280	82.53	107.17	131.82	156.44	181.08	205.72	230.35
2740	92.48	122.08	151.69	181.29	210.91	240.51	270.12
3200	102.42	136.99	171.57	206.15	240.73	275.30	309.88

CURTAINS

THE SIGNATURE EYELET CURTAIN PRICE TABLES

BAND A

Width mm							
Drop mm	1400	2100	2800	3500	4200	4900	5600
1220	47.38	54.44	61.51	68.57	75.64	82.70	89.77
1370	49.12	57.06	64.98	72.92	80.85	88.77	96.71
1830	54.44	65.05	75.64	86.24	96.81	107.42	118.01
2280	59.66	72.85	86.05	99.25	112.45	125.65	138.86
2740	64.98	80.85	96.71	112.57	128.42	144.30	160.16
3200	70.32	88.82	107.35	125.88	144.40	162.94	181.47

BAND D

Width mm							
Drop mm	1400	2100	2800	3500	4200	4900	5600
1220	58.14	70.58	83.01	95.44	107.88	120.31	132.75
1370	61.19	75.16	89.12	103.09	117.04	131.02	144.97
1830	70.58	89.22	107.88	126.52	145.19	163.83	182.49
2280	79.74	102.99	126.22	149.46	172.70	195.94	219.18
2740	89.12	117.04	144.97	172.91	200.84	228.77	256.69
3200	98.49	131.11	163.74	196.35	228.96	261.59	294.20

BAND B

Width mm							
Drop mm	1400	2100	2800	3500	4200	4900	5600
1220	50.67	59.36	68.07	76.77	85.47	94.17	102.88
1370	52.82	62.58	72.35	82.12	91.90	101.66	111.44
1830	59.36	72.42	85.47	98.51	111.57	124.63	137.68
2280	65.77	82.04	98.31	114.56	130.82	147.09	163.35
2740	72.35	91.90	111.44	130.98	150.52	170.07	189.60
3200	78.91	101.73	124.54	147.38	170.20	193.02	215.85

BAND E

Width mm							
Drop mm	1400	2100	2800	3500	4200	4900	5600
1220	65.01	80.89	96.74	112.62	128.50	144.36	160.23
1370	68.91	86.73	104.55	122.38	140.20	158.02	175.84
1830	80.89	104.69	128.50	152.29	176.11	199.91	223.72
2280	92.59	122.24	151.90	181.56	211.22	240.89	270.54
2740	104.55	140.20	175.84	211.48	247.13	282.77	318.42
3200	116.52	158.15	199.78	241.40	283.04	324.67	366.30

BAND C

Width mm							
Drop mm	1400	2100	2800	3500	4200	4900	5600
1220	54.75	65.49	76.25	86.99	97.74	108.48	119.23
1370	57.40	69.46	81.53	93.60	105.65	117.73	129.79
1830	65.49	81.62	97.74	113.85	129.98	146.09	162.21
2280	73.43	93.50	113.59	133.67	153.76	173.84	193.93
2740	81.53	105.65	129.79	153.93	178.06	202.21	226.33
3200	89.63	117.82	146.01	174.18	202.38	230.57	258.75

THE SIGNATURE DOUBLE PLEAT CURTAIN PRICE TABLES

BAND A

Width mm							
Drop mm	1400	2100	2800	3500	4200	4900	5600
1220	50.64	59.32	68.00	76.69	85.37	94.06	102.74
1370	52.75	62.52	72.27	82.02	91.77	101.53	111.29
1830	59.32	72.35	85.37	98.40	111.43	124.45	137.49
2280	65.72	81.96	98.18	114.42	130.65	146.88	163.11
2740	72.27	91.77	111.29	130.79	150.29	169.81	189.31
3200	78.83	101.61	124.39	147.17	169.95	192.72	215.51

BAND D

Width mm							
Drop mm	1400	2100	2800	3500	4200	4900	5600
1220	64.96	80.81	96.66	112.51	128.35	144.21	160.04
1370	68.86	86.66	104.45	122.25	140.05	157.84	175.65
1830	80.81	104.58	128.35	152.13	175.91	199.67	223.46
2280	92.50	122.13	151.74	181.35	210.98	240.60	270.22
2740	104.45	140.05	175.65	211.23	246.85	282.43	318.02
3200	116.41	157.98	199.56	241.12	282.70	324.28	365.84

BAND B

Width mm							
Drop mm	1400	2100	2800	3500	4200	4900	5600
1220	55.00	65.87	76.75	87.61	98.48	109.36	120.23
1370	57.67	69.88	82.09	94.29	106.50	118.70	130.91
1830	65.87	82.17	98.48	114.79	131.09	147.40	163.72
2280	73.90	94.21	114.51	134.83	155.16	175.47	195.78
2740	82.09	106.50	130.91	155.32	179.74	204.16	228.58
3200	90.29	118.80	147.31	175.83	204.34	232.84	261.37

BAND E

Width mm							
Drop mm	1400	2100	2800	3500	4200	4900	5600
1220	74.12	94.55	114.99	135.42	155.84	176.27	196.71
1370	79.16	102.08	125.03	147.96	170.92	193.86	216.79
1830	94.55	125.19	155.84	186.49	217.13	247.78	278.44
2280	109.64	147.80	185.98	224.17	262.35	300.53	338.70
2740	125.03	170.92	216.79	262.68	308.56	354.45	400.34
3200	140.44	194.02	247.61	301.21	354.78	408.37	461.96

BAND C

Width mm							
Drop mm	1400	2100	2800	3500	4200	4900	5600
1220	60.45	74.04	87.64	101.24	114.83	128.42	142.03
1370	63.80	79.05	94.33	109.60	124.87	140.14	155.41
1830	74.04	94.45	114.83	135.24	155.62	176.02	196.42
2280	84.08	109.49	134.90	160.30	185.72	211.13	236.54
2740	94.33	124.87	155.41	185.94	216.48	247.01	277.55
3200	104.58	140.25	175.92	211.56	247.24	282.91	318.55

CURTAINS

THE SIGNATURE TRIPLE PLEAT CURTAIN PRICE TABLES

BAND A

Width mm							
Drop mm	1400	2100	2800	3500	4200	4900	5600
1220	54.25	64.75	75.24	85.73	96.23	106.73	117.22
1370	56.83	68.62	80.40	92.19	103.98	115.76	127.54
1830	64.75	80.49	96.23	111.98	127.72	143.47	159.20
2280	72.49	92.09	111.72	131.34	150.95	170.56	190.17
2740	80.40	103.98	127.54	151.11	174.70	198.26	221.83
3200	88.33	115.85	143.37	170.91	198.43	225.96	253.49

BAND D

Width mm							
Drop mm	1400	2100	2800	3500	4200	4900	5600
1220	72.16	91.62	111.07	130.51	149.96	169.42	188.86
1370	76.95	98.78	120.62	142.47	164.31	186.17	207.99
1830	91.62	120.79	149.96	179.14	208.31	237.49	266.66
2280	105.95	142.30	178.67	215.01	251.36	287.72	324.06
2740	120.62	164.31	207.99	251.68	295.37	339.05	382.73
3200	135.30	186.31	237.34	288.34	339.37	390.38	441.41

BAND B

Width mm							
Drop mm	1400	2100	2800	3500	4200	4900	5600
1220	59.71	72.94	86.16	99.40	112.62	125.85	139.07
1370	62.96	77.82	92.67	107.54	122.38	137.23	152.09
1830	72.94	92.79	112.62	132.47	152.30	172.14	191.98
2280	82.70	107.42	132.14	156.85	181.58	206.30	231.01
2740	92.67	122.38	152.09	181.80	211.50	241.21	270.90
3200	102.65	137.35	172.04	206.73	241.42	276.12	310.81

BAND E

Width mm							
Drop mm	1400	2100	2800	3500	4200	4900	5600
1220	83.62	108.80	133.96	159.14	184.32	209.50	234.68
1370	89.81	118.07	146.35	174.61	202.89	231.17	259.43
1830	108.80	146.56	184.32	222.08	259.86	297.62	335.38
2280	127.37	174.42	221.46	268.52	315.57	362.61	409.67
2740	146.35	202.89	259.43	315.98	372.53	429.07	485.62
3200	165.34	231.37	297.41	363.45	429.49	495.52	561.55

BAND C

Width mm							
Drop mm	1400	2100	2800	3500	4200	4900	5600
1220	66.53	83.16	99.79	116.44	133.06	149.70	166.33
1370	70.63	89.30	107.98	126.65	145.33	164.03	182.70
1830	83.16	108.12	133.06	158.02	182.97	207.92	232.86
2280	95.44	126.52	157.62	188.70	219.79	250.87	281.95
2740	107.98	145.33	182.70	220.05	257.41	294.79	332.14
3200	120.53	164.15	207.80	251.42	295.04	338.68	382.31

CURTAINS MADE USING CUSTOMERS OWN FABRIC SPECIFICATION AND PRICE TABLES

Standard specification:

- Weighted corners.
- Poly cotton twill lining.

Non-standard specification available at an additional cost:

- Alternative linings available - please see below.
- Pattern matching from top available - please see below.

PENCIL PLEAT

Width mm							
Drop mm	1400	2100	2800	3500	4200	4900	5600
2500	44.06	66.13	88.15	110.20	132.24	154.28	176.31
3000	50.70	72.74	94.77	116.80	138.86	160.89	182.93
3500	57.30	79.33	101.38	123.39	145.47	167.49	189.54
4000	63.91	85.96	108.00	130.02	152.08	174.11	196.14

PINCH PLEAT

Width mm							
Drop mm	1400	2100	2800	3500	4200	4900	5600
2500	70.52	105.80	141.05	176.31	211.57	246.85	282.10
3000	77.13	112.40	147.68	182.93	218.20	253.45	288.71
3500	83.76	118.99	154.28	189.54	224.81	260.07	295.31
4000	90.37	125.63	160.89	196.14	231.42	266.70	301.92

EYELET

Width mm							
Drop mm	1400	2100	2800	3500	4200	4900	5600
2500	74.93	112.40	149.88	187.35	224.81	262.26	299.73
3000	81.54	118.99	156.50	193.95	231.42	268.88	306.36
3500	88.15	125.63	163.10	200.55	238.03	275.50	312.96
4000	94.77	132.24	169.71	207.16	244.63	282.10	319.58

ALTERNATIVE LININGS

Width mm	1400	2100	2800	3500	4200	4900	5600
Blackout	20.57	30.85	41.14	51.43	61.72	71.99	82.29
Bonded	23.52	35.26	47.01	58.78	70.52	82.29	94.03

PATTERN MATCHING FROM TOP

Width mm	1400	2100	2800	3500	4200	4900	5600
	8.82	13.22	17.65	22.05	26.43	30.85	35.26

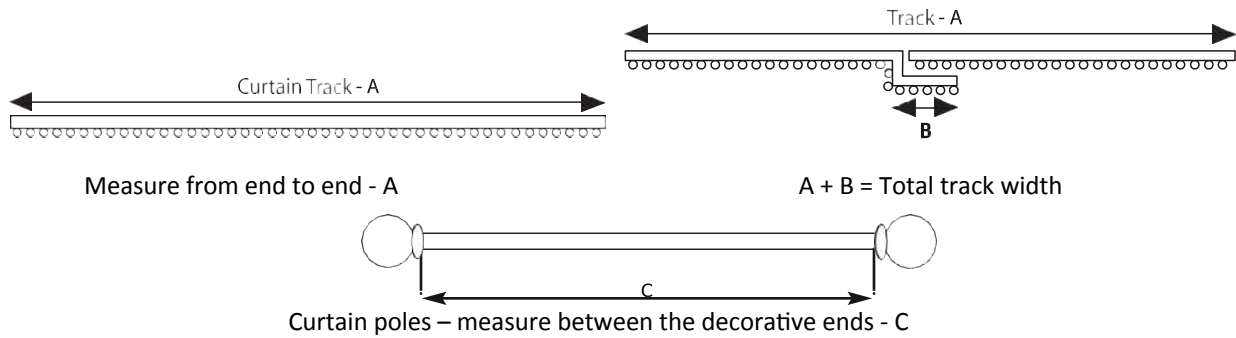
CURTAINS

MEASURING FOR CURTAINS

Measuring for curtain width

Always measure the curtain track or pole width, not the window. If fitting a new track or pole, this should extend 15cm to 30cm either side of the window (to allow the Curtains to be stacked back off the window) and 12cm to 15cm above the window recess.

If you have a rail with a centre overlap, measure the rail as above then measure the overlap and add the two measurements together.



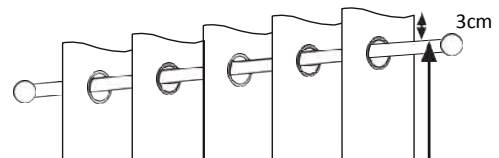
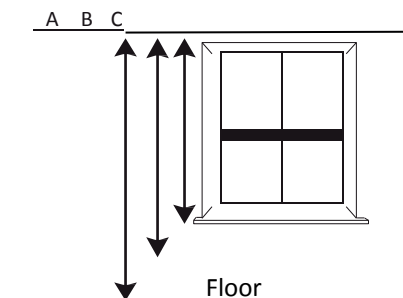
Measuring for curtain drop

Curtains are best hung either to the floor, to a sill or below the sill. We recommend that curtains finish either:-

- A – 1cm above the floor
- B – 15-20cm below the sill (or 2cm above the radiator)
- C – 1cm above the sill

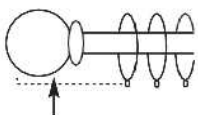
Eyelet heading

The eyelet will fit poles up to 30mm in diameter. The inner edge of the eyelet is set down 3cm from the top of the curtain. Measure from the top of the pole to where you want the curtains to finish and add 3cm.



Always measure in at least 3 positions across the track or pole as floors and sills are rarely level. To avoid curtains dragging across the floor or sill we recommend you use the shortest of these 3 measurements.

Pencil pleat heading



When using a curtain track, measure from the top of the track to where the curtain is to finish.

When using a curtain pole, measure from the underside of the decorative ring to where you want the curtain to finish.

When measuring for curtains please use a metal tape measure as cloth or plastic tape measures may stretch.







CLIC

Clic 25mm Aluminium Venetian Bead & Surface Fit Blind Specification	102
Clic 25mm Aluminium Venetian Bead & Surface Fit Blind Price Tables	102
Clic Pleated Bead & Surface Fit Blind Specification	103
Clic Pleated Fabric Groups	104
Clic Pleated Bead & Surface Fit Blind Price Tables	105
Clic 25mm Wooden Venetian Bead & Surface Fit Blind Specification	106
Clic 25mm Wooden Venetian Bead & Surface Fit Blind Price Tables	106

CLIC

CLIC 25MM PARADISE ALUMINIUM VENETIAN BEAD & SURFACE FIT BLIND SPECIFICATION AND PRICE TABLES

Standard specification:

- White Headrail 25mm wide x 24mm deep.
- White bottom bar.
- White side channels with glue strip.
- Tension blind with wand operation.
- **Child Safety - safe by design**

Non-standard specification available at no additional cost:

- Anthracite Headrail 25mm wide x 24mm deep.
- Anthracite bottom bar.
- Anthracite side channels with glue strip
- Black Headrail 25mm wide x 24mm deep.
- Black bottom bar.
- Black side channels with glue strip.
- SURFACE FIT.

Non-standard specification available at an additional cost:

- Mixed slat colour combination. List price plus 20%.

Other Information:

- Paradise hand held selector available.

Minimum and maximum sizes

- Minimum Width: 200mm
- Maximum Width: 1060mm
- Minimum Drop: 200mm
- Maximum Drop: 2200mm

BAND A

	Width mm				
Drop mm	500	640	780	920	1060
400	39.46	41.06	42.64	44.19	45.79
1200	47.91	50.24	52.58	54.93	57.25
1800	54.25	57.16	60.07	62.98	65.89
2200	58.50	61.80	65.10	68.39	71.69

BAND B

	Width mm				
Drop mm	500	640	780	920	1060
400	41.12	43.16	45.21	47.27	49.30
1200	52.44	56.03	59.66	63.26	66.87
1800	60.96	65.74	70.56	75.34	80.12
2200	66.72	72.29	77.87	83.47	89.07

CLIC PLEATED BEAD & SURFACE FIT BLIND SPECIFICATION

Standard specification:

- White Hardware.
- White side channels with glue strip.
- Standard tensioned blind.
- Child safety - safe by design

Non-standard specification available at no additional cost:

- Anthracite Hardware.
- Anthracite side channels with glue strip.
- Black Hardware.
- Black side channels with glue strip.
- Multizone tensioned blind.
- SURFACE FIT.

Pleated swatch books available:

- Clic Sample Folder - £40
- Louvolite Cellular Mobile Book - £37.50
- Louvolite Pleated Mobile Book - £21.00
- Soft Cell/Pleated Sample book - £160

Minimum and maximum sizes

- Minimum Width: 150mm
- Maximum Width: 1060mm
- Minimum Drop: 150mm
- Maximum Drop: 2200mm

CLIC PLEATED BLIND FABRIC PRICE BANDS

Fabric	Supplier	Price Band	Fabric Width
Addison	Decora	B	2400
Adia	Decora	A	2380
Akona	Decora	B	2350
Aliz	Decora	A	2350
Amos	Decora	A	2050
Apollo	Tropical	A	3000
Apollo BO	Tropical	D	3000
Arlo	Decora	A	2400
Artezen	Decora	B	3000
Aspinal	Decora	A	2400
Astoria	Decora	C	3000
Astral	Decora	A	2400
Astral BO	Louvolite	C	1500/3000
Bahama	Decora	B	2350
Bask	Decora	A	2200
Blenheim Blockout	Decora	C	3000
Cecily	Decora	C	2300
Celeste	Louvolite	A	1500/3000
Equa	Decora	A	2400
Essence	Decora	A	2400
Evissa	Decora	A	2350
Festival ESP BO	Louvolite	A	2050
Festival SPC FR Low E	Louvolite	A	2100
Festival SR	Louvolite	A	2050
Fresco	Louvolite	B	3000
Fresco BO	Louvolite	E	3000
Fusion	Decora	A	2400
Glantus	Decora	A	2400
Halo 25mm	Louvolite	A	3000
Halo Pro FR	Louvolite	C	3000
Hamilton	Decora	A	2300
Hovia	Decora	A	2350
Hudson	Decora	E+15%	2500
Hypno	Decora	A	2400
Kana	Decora	A	2350

Fabric	Supplier	Price Band	Fabric Width
Kimora	Decora	A	1800
Leto ASC	Tropical	A	2400
Lexington Blockout	Decora	A	3000
Lexington DO	Decora	A	3000
Linen	Louvolite	D	3000
Loxton	Decora	A	2200
Luna BO 25mm	Louvolite	D	3000
Luna Pro BO FR	Louvolite	E	3000
Luqa	Decora	A	2150
Mako	Decora	A	2350
Mirabella	Decora	A	2300
Mirage	Louvolite	B	3000
Mirage BO	Louvolite	E	3000
Mirari	Decora	A	2300
Mode	Louvolite	D	3000
Mode BO	Louvolite	E + 10%	3000
Mythic	Decora	A	2400
Noto	Decora	B	2350
Nouveau	Decora	A	2400
Oketo	Decora	A	2250
Paradise	Decora	A	2400
Raffia	Louvolite	B	3000
Raffia BO	Louvolite	E	3000
Scandi	Decora	A	1900
Sheer	Louvolite	C	3000
Shot Silk ESP BO	Louvolite	C	2050
Sylvan	Decora	B	2350
Talia	Decora	B	2350
Tribeca Blockout	Decora	A	2850
Tribeca DO	Decora	A	2850
Tropez	Decora	C	2350
Vista	Decora	A	2350
Voile FR	Louvolite	A	2000
Xyla	Decora	A	2400

*NB Bowery and Soho Fabric's are not available on this blind type.

CLIC PLEATED BLIND PRICE TABLES

BAND AA

Width mm					
Drop mm	500	640	780	920	1060
400	53.75	55.07	56.38	57.67	58.98
1200	61.61	63.51	65.41	67.33	69.22
1800	67.50	69.86	72.21	74.55	76.90
2200	71.44	74.06	76.73	79.35	82.03

BAND C

Width mm					
Drop mm	500	640	780	920	1060
400	58.72	61.41	64.10	66.81	69.51
1200	76.49	82.56	88.63	94.71	100.78
1800	89.81	98.40	107.01	115.61	124.22
2200	98.70	108.99	119.28	129.56	139.85

BAND A

Width mm					
Drop mm	500	640	780	920	1060
400	56.84	59.03	61.21	63.39	65.59
1200	70.91	75.41	79.92	84.44	88.94
1800	81.44	87.70	93.97	100.23	106.47
2200	88.47	95.89	103.31	110.76	118.15

BAND D

Width mm					
Drop mm	500	640	780	920	1060
400	59.01	61.80	64.59	67.37	70.15
1200	77.39	83.72	90.03	96.36	102.67
1800	91.17	100.14	109.12	118.09	127.08
2200	100.34	111.10	121.85	132.59	143.35

BAND B

Width mm					
Drop mm	500	640	780	920	1060
400	57.12	59.37	61.62	63.87	66.14
1200	71.69	76.45	81.15	85.91	90.61
1800	82.63	89.23	95.82	102.40	108.99
2200	89.92	97.77	105.58	113.42	121.24

BAND E

Width mm					
Drop mm	500	640	780	920	1060
400	61.33	64.77	68.20	71.61	75.07
1200	84.32	92.61	100.87	109.14	117.41
1800	101.60	113.48	125.39	137.27	149.18
2200	113.09	127.42	141.73	156.06	170.35

CLIC 25MM WOOD VENETIAN BEAD AND SURFACE FIT BLIND SPECIFICATION AND PRICE TABLE

Standard specification:

- White headrail 25mm wide x 24mm deep
- White bottom bar
- White side channels with glue strip
- Tension blind with wand operation
- **Child Safety - safe by design**

Non-standard specification available at no additional cost:

- Anthracite headrail 25mm wide x 24mm deep
- Anthracite bottom bar
- Anthracite side channels with glue strip
- Black headrail 25mm wide x 24mm deep
- Black bottom bar
- Black side channels with glue strip
- SURFACE FIT.

Other Information:

- Swatches available upon request

Minimum and maximum sizes

- Minimum width - 240mm
- Maximum width - 1050mm
- Minimum drop - 200mm
- Maximum drop - 2000mm

Slat Colour	Braid
Absolute White	White
Chalk	Ivory
Flint	Mercury
Graphite	Black
Ivory	Ivory
Onyx	Black

Width mm					
Drop mm	500	640	780	920	1050
400	59.55	60.88	62.21	63.84	65.15
1200	68.49	71.49	74.51	77.82	80.82
1800	75.21	79.51	83.79	88.39	92.67
2000	79.76	84.91	90.07	95.53	100.67





PERFECT FIT®

Perfect Fit® Next Generation Aluminium and Pleated Specification & Frame Price Table	110
Perfect Fit® Next Generation Roller Specification	111
Perfect Fit® Next Generation Roller Blinds Fabric Bandings & Price Tables	112
Perfect Fit® Next Generation Vision Specification	113
Perfect Fit® Next Generation Vision Price Tables	114
Perfect Fit® Next Generation Universal Specification & Frame Price Table	115
Perfect Fit® International	115

PERFECT FIT®

PERFECT FIT® NEXT GENERATION ALUMINIUM & PLEATED BLIND SPECIFICATION AND PRICE TABLE

Available for 25mm free-hanging Paradise aluminium blinds, 25mm tensioned aluminium and 20mm tension pleated blinds

Standard specification:

- White Perfect Fit® Next Generation Frame.
- Venetian blinds will be free-hanging.
- Pleated blinds will be supplied tensioned only.
- **Child safety Tensioned blinds are inherently child safe.**

Ordering notes:

- When ordering your Perfect Fit® Next Generation blinds only glass size will be accepted.
- Blinds will be priced as blind size.
Venetian - Blind size = glass size less 13mm on the width and 3mm on the drop.
Pleated - Blind size = glass size less 13mm on the width and 13mm on the drop.
- Perfect Fit® Next Generation blinds are only suitable for 18mm, 20mm, 22mm, 24mm, 26mm, 28mm, 30mm, 32mm and 38mm internally beaded windows. Please specify when ordering.
- Please add the Perfect Fit® Next Generation frame price to the relevant blind price.
Please note that the Perfect Fit® Next Generation frame prices are not subject to your usual discount structure.

Non-standard specification available at no additional cost:

- Anthracite, beige, black, brown, light grey and silver Perfect Fit® Next Generation Frame.
- Venetian blinds can be tensioned.
Child Safety Tensioned blinds are inherently child safe.

Non-standard specification available at an additional cost:

- Dark Mahogany and Golden Oak frames - Perfect Fit® Next Generation Frame price plus 75%.
- Guidewires - £12.00 per blind.

Perfect Fit® Next Generation Konnect:

- Perfect Fit® Next Generation Konnect is available with tensioned Venetian blinds, and tension pleated blinds only.
- To calculate the price of your Perfect Fit® Next Generation Konnect Blind: Calculate the price of your venetian or pleated blind. Then add the price of your Perfect Fit® Next Generation Frame.
Next add the following Konnect Price:
Konnect Price = (2 x glass width) + (2 x glass drop) rounded to the nearest 0.1mtr.
Multiply by £6.21 per metre.
ie. Glass size 600mm x 1000mm = (2 x 0.6m) + (2 x 1.0m) = 3.2m x £6.21 = £19.87.
£19.87 is the price for Konnect and should be added to the blind and frame price.
Please note, there is no discount applicable to the Konnect Price.

Motorisation for Pleated:

- LW25 B83 Motor (24v) - List price + Motor Price, please refer to page 144.
- Tilt and Lift 25 WF RTS Motor (12V)/Zigbee Tilt and Lift 25 WF (12v) - List price + Motor Price, please refer to Page 145.

PERFECT FIT® NEXT GENERATION FRAME (FOR VENETIAN AND PLEATED ONLY)

Width mm										
Drop mm	600	800	1000	1200	1400	1600	1800	2000	2200	
600	24.27	26.82	29.43	31.98	34.54	37.09	39.64	42.24	44.79	
800	26.82	29.43	31.98	34.54	37.09	39.64	42.24	44.79	47.34	
1000	29.43	31.98	34.54	37.09	39.64	42.24	44.79	47.34	49.89	
1200	31.98	34.54	37.09	39.64	42.24	44.79	47.34	49.89	52.44	
1400	34.54	37.09	39.64	42.24	44.79	47.34	49.89	52.44	55.05	
1600	37.09	39.64	42.24	44.79	47.34	49.89	52.44	55.05	57.61	
1800	39.64	42.24	44.79	47.34	49.89	52.44	55.05	57.61	60.15	
2000	42.24	44.79	47.34	49.89	52.44	55.05	57.61	60.15	62.70	
2200	44.79	47.34	49.89	52.44	55.05	57.61	60.15	62.70	65.26	
2400	47.34	49.89	52.44	55.05	57.61	60.15	62.70	65.26	67.85	
2600	49.89	52.44	55.05	57.61	60.15	62.70	65.26	67.85	70.40	

PERFECT FIT® NEXT GENERATION ROLLER BLIND SPECIFICATION

PLEASE NOTE: YOUR NORMAL ROLLER BLIND DISCOUNT DOES NOT APPLY FOR PERFECT FIT® ROLLER BLINDS

Standard specification:

- White Perfect Fit® Next Generation frame.
- Louvolite 25mm hardware with an aluminium bottom bar.
- Fabric covered bottom bar - front only.
- Tension control bottom bar locking system with a white operating handle.
- **Child safety Tensioned blinds are inherently child safe.**

Ordering notes:

- When ordering your Perfect Fit® Next Generation roller blind only glass size will be accepted.
- Please see 'Perfect Fit® Next Generation Roller Fabric Price Bands' for maximum drops.
- All blinds are made to measure and priced on glass width x glass drop.
- Perfect Fit® Next Generation blinds are only suitable for 18mm, 20mm, 22mm, 24mm, 26mm, 28mm, 30mm, 32mm and 38mm internally beaded windows. Please specify when ordering.

Sizing Information:

- Minimum manufacturing width is 350mm for Chain/Tension blinds and 400mm for Motorised blinds - maximum manufacturing width is 1400mm.
- Maximum drops to be used in conjunction with 'Perfect Fit® Next Generation Roller Fabric Price Bands'
Tensioned Blinds Only:
Blind width 350mm - 450mm, maximum drop is 1800mm
Blind width 451mm - 550mm, maximum drop is 1900mm
Blind width 551mm - 1400mm, maximum drop is 2000mm
Chain and Motorised Blinds Only: Blind width 350mm/400mm - 1400mm, maximum drop - please refer the fabric bands and maximum drops on page 112.

Non-standard specification available at no additional cost:

- Black Perfect Fit® Next Generation Frame.

Non-standard specification available at an additional cost:

- Chain operated sidewinder with **chain tidy** - £8.24 per blind.
Right hand control will be supplied as standard.

Roller Perfect Fit® Next Generation Konnect

- Perfect Fit® Next Generation Konnect is available with tensioned and motorised roller blinds only.
- To calculate the price of your Perfect Fit® Next Generation Konnect Blind: Calculate the price of your Perfect Fit® roller blind.

Next add the following Konnect Price:

Konnect Price = (2 x glass width) + (2 x glass drop)
rounded to the nearest 0.1mtr.

Multiply by £6.21 per metre.

ie. Glass size 600mm x 1000mm = (2 x 0.6m) + (2 x 1.0m)
3.2m x £6.21 = £19.87.

£19.87 is the price for Konnect and should be added to the Perfect Fit® Next Generation Roller Blind price.

Please note, there is no discount applicable to the Konnect Price.

Motorisation - List Price + Motor Price, please refer to Page 139.

- Lithium Rechargeable Motor 0.3 Nm

Roller swatch books available:

- Louvolite - £140
- Louvolite Roller & Vertical Mobile Books (includes Plain Transparent, Plain BO, Pattern Transparent, Pattern BO) - £175

PERFECT FIT® NEXT GENERATION ROLLER FABRIC BANDS AND MAXIMUM DROPS

Fabric	Supplier	Price Band	Max Drop	Fabric	Supplier	Price Band	Max Drop	Fabric	Supplier	Price Band	Max Drop
Acacia BO	Louvolite	A	1560	Hampton	Louvolite	C	1690	Perspective Pureview 3 FR	Louvolite	B	2000
Argent BO	Louvolite	D	1495	Haven	Louvolite	A	2500	Petal FR	Louvolite	A	2600
Azalea BO	Louvolite	A	1560	Haven BO	Louvolite	B	1800	Petal BO	Louvolite	A	1560
Bahama	Louvolite	A	3000	Herringbone BO	Louvolite	B	1400	Planetarium BO FR	Louvolite	C	2000
Bamboo	Louvolite	A	2470	Java	Louvolite	A	2000	Pop	Louvolite	A	2470
Birdsong FR	Louvolite	B	2000	Kaleidoscope BO FR	Louvolite	C	2000	Pop BO	Louvolite	A	1560
Boleyn BO	Louvolite	A	1560	Kona	Louvolite	A	1560	Reverie BO FR	Louvolite	B	2600
Bora	Louvolite	A	1560	Kumano BO	Louvolite	D	1400	Ribble	Louvolite	A	2500
Brighton Stripe BO	Louvolite	A	1560	Lily FR	Louvolite	B	2000	Ribble BO	Louvolite	A	1200
Bubbles	Louvolite	A	3000	Little Friends BO FR	Louvolite	C	2000	Ritz	Louvolite	A	2210
Bugs BO FR	Louvolite	C	2000	Lomond BO	Louvolite	A	1560	River	Louvolite	A	1800
Carnival FR	Louvolite	A	2000	Magnolia BO	Louvolite	D	1690	Romany BO FR	Louvolite	B	2600
Carnival BO FR	Louvolite	B	1800	Marble BO FR	Louvolite	B	2600	Savanna BO	Louvolite	B	1500
Chatsworth	Louvolite	A	2600	Matrix BO FR	Louvolite	B	1495	Shot Silk BO	Louvolite	D	1885
Cherry Blossom FR	Louvolite	C	2600	Mistral	Louvolite	A	1560	Sirocco	Louvolite	A	1560
Collina BO	Louvolite	D	1560	Monet Bloom	Louvolite	B	2000	Stargazer BO	Louvolite	A	1560
Como FR	Louvolite	B	2000	Monet Flower (Sheer)	Louvolite	A	2600	Sunset BO FR	Louvolite	B	2100
Como BO FR	Louvolite	B	1900	Montego	Louvolite	B	2800	Swedish Birch FR	Louvolite	B	2000
Cotton Flower FR	Louvolite	B	2000	Monterey	Louvolite	C	1300	Thistle	Louvolite	A	2470
Crush BO	Louvolite	D	800	Mosaic BO FR	Louvolite	B	2600	Tropical Palm FR	Louvolite	B	2000
Dahlia BO	Louvolite	A	1560	Night Night BO FR	Louvolite	C	1800	Tropical Palm BO FR	Louvolite	B	1900
Daisy BO	Louvolite	A	1560	Night Safari BO FR	Louvolite	C	1800	Vermont FR	Louvolite	A	1820
Damask BO	Louvolite	C	900	Nordic LF	Louvolite	A	1800	Vintage	Louvolite	A	2470
Dapple SPC+ FR	Louvolite	A	1625	Nordic BO	Louvolite	B	1150	Voile FR	Louvolite	A	2600
Daybreak FR	Louvolite	A	3000	Ophelia FR	Louvolite	B	2000	Wild Garden	Louvolite	A	2000
Didsbury BO	Louvolite	B	1500	Orchard BO	Louvolite	D	1150	Willow BO FR	Louvolite	C	2000
Dinosaurs BO FR	Louvolite	C	2000	Oslo FR	Louvolite	D	2600	Windsor BO	Louvolite	B	900
Draper	Louvolite	A	2470	Oxford	Louvolite	A	2900	Zen	Louvolite	A	2500
Dune	Louvolite	A	2400	Oxford BO	Louvolite	A	1900	Zen BO	Louvolite	B	1300
Dunham BO	Louvolite	B	1800	Paradise Palm BO	Louvolite	A	1560	Zephyr	Louvolite	A	1200
Ex-lite FR	Louvolite	A	2600	Perspective 1% FR	Louvolite	B	1900	Ziggy	Louvolite	A	2470
Fiji	Louvolite	A	2470	Perspective 3% FR	Louvolite	B	1200				
Florence BO	Louvolite	A	1560	Perspective 3% WB FR	Louvolite	B	1800				
Flores FR	Louvolite	B	2000	Perspective 5% FR	Louvolite	A	1800				
Ginkgo	Louvolite	A	2470	Perspective Aluview FR	Louvolite	C	1800				
Guardian FR	Louvolite	A	1170	Perspective BO FR	Louvolite	D	1400				

*Tensioned blind cannot exceed 2000mm drop due to spring limitations.

PERFECT FIT® ROLLER NEXT GENERATION PRICE TABLES (BLIND AND FRAME INCLUSIVE)

BAND A

Width mm					
Drop mm	609	813	1016	1219	1400
914	90.70	105.51	120.23	134.96	149.76
1219	102.81	119.89	136.90	153.87	170.98
1524	114.97	134.30	153.57	172.78	192.18
1828	127.07	148.66	170.19	191.69	213.27
2134	139.17	163.01	186.80	210.60	234.37
2438	151.27	177.37	203.41	229.51	255.46
2743	163.36	191.72	220.02	248.42	276.55
2997	175.46	206.08	236.63	267.33	297.65

BAND B

Width mm					
Drop mm	609	813	1016	1219	1400
914	97.46	114.51	131.54	148.50	165.59
1219	111.85	131.95	151.95	171.93	192.03
1524	126.22	149.36	172.37	195.33	218.51
1828	140.58	166.75	192.73	218.74	244.86
2134	154.95	184.14	213.09	242.15	271.21
2438	169.32	201.52	233.44	265.56	297.56
2743	183.68	218.91	253.80	288.97	323.91
2997	198.05	236.30	274.16	312.38	350.26

BAND C

Width mm					
Drop mm	609	813	1016	1219	1400
914	104.17	123.57	142.79	162.05	181.36
1219	120.85	143.96	166.95	189.97	213.12
1524	137.50	164.40	191.16	217.95	244.83
1828	154.11	184.77	215.29	245.80	276.47
2134	170.72	205.14	239.42	273.65	308.11
2438	187.34	225.51	263.54	301.51	339.75
2743	203.95	245.87	287.67	329.36	371.39
2997	220.56	266.24	311.79	357.21	403.03

BAND D

Width mm					
Drop mm	609	813	1016	1219	1400
914	121.12	146.10	170.99	195.90	220.89
1219	143.41	174.07	204.61	235.12	265.80
1524	165.67	202.02	238.17	274.36	310.70
1828	187.92	229.87	271.68	313.43	355.46
2134	210.18	257.73	305.18	352.50	400.22
2438	232.43	285.58	338.68	391.57	444.99
2743	254.68	313.43	372.19	430.64	489.75
2997	276.93	341.28	405.69	469.71	534.52

PERFECT FIT® NEXT GENERATION VISION BLIND SPECIFICATION AND PRICE BANDS

PLEASE NOTE: YOUR NORMAL VISION BLIND DISCOUNT DOES NOT APPLY FOR PERFECT FIT® NEXT GENERATION VISION BLINDS

Standard specification:

- White Perfect Fit® Next Generation Frame.
- Louvolite 25mm hardware with a silver round bottom bar.
- Right hand sidewinder with white plastic operating chain and chain tidy.

Ordering notes:

- When ordering your Perfect Fit® Next Generation Vision blind only glass size will be accepted.
- Please see 'Perfect Fit® Next Generation Duorol and Vision fabric bands for maximum drops.
- All blinds are made to measure and priced on glass width x glass drop.
- Perfect Fit® Next Generation blinds are only suitable for 18mm, 20mm, 22mm, 24mm, 26mm, 28mm, 30mm, 32mm and 38mm internally beaded windows. Please specify when ordering.
- Minimum manufacturing width is 350mm - maximum manufacturing width is 1400mm.

Non-standard specification available at no additional cost:

- Black, Perfect Fit® Next Generation Frame.

Vision Perfect Fit® Next Generation Konnect

- Perfect Fit® Next Generation Konnect is available with motorised vision blinds only.
- To calculate the price of your Perfect Fit® Next Generation Konnect Blind: Calculate the price of your Perfect Fit® vision blind. Next add the following Konnect Price:
Konnect Price = (2 x glass width) + (2 x glass drop) rounded to the nearest 0.1mtr.

Multiply by £6.21 per metre.

$$\text{i.e. Glass Size 600mm x 1000mm} = (2 \times 0.6\text{m}) + (2 \times 1.0\text{m}) = 3.2\text{m} \times £6.21 = £19.87.$$

£19.87. is the price for Konnect and should be added to the Perfect Fit® Next Generation Vision Blind price.

Please note, there is no discount applicable to the Konnect Price.

Motorisation - List Price + Motor Price, please refer to Page 139.

- Lithium Rechargeable Motor 0.3 Nm

Swatch books available:

- Louvolite - £75.00

LOUVOLITE VISION FABRIC PRICE BANDS

Fabric	Price Band	Max Drop	Fabric	Price Band	Max Drop	Fabric	Price Band	Max Drop
Albero	B	1300	Firenze	A	1625	Nuvola	A	1000
Allegria	A	2730	Floreale	B	1300	Rimini	A	1300
Arrezzo	A	1430	Lusso	A	975	Setosa	A	1820
Bella	B	1300	Modella	A	1690	Tessuto	B	1300
Boucle	B	1300	Modina	A	1820	Trento	A	2730
Capri	AA	1820	Naples	A	1000			
Ferrara	A	2845	Nola BO	A	1040			

PERFECT FIT® NEXT GENERATION VISION BLIND PRICE TABLES
(BLIND AND FRAME INCLUSIVE)

BAND AA

Width mm							
Drop mm	610	762	914	1067	1219	1372	1400
610	110.47	131.28	148.95	166.80	187.60	205.45	223.18
762	116.10	138.31	157.72	176.68	198.85	218.12	237.26
914	121.74	145.33	165.86	186.55	210.13	230.79	251.32
1067	127.39	152.43	174.37	196.48	221.46	243.55	265.49
1219	133.42	159.87	183.16	206.69	233.09	256.61	279.97
1371	139.10	166.90	191.66	216.60	244.46	269.36	294.14
1524	145.10	174.34	200.50	226.83	256.08	282.40	308.56
1676	150.71	181.37	208.94	236.70	267.34	295.09	322.65
1828	156.32	188.40	217.37	246.58	278.60	307.78	336.74
1981	161.93	195.44	225.80	256.45	289.86	320.47	350.82
2134	167.53	202.47	234.23	266.33	301.12	333.15	364.91
2286	173.13	209.50	242.66	276.20	312.38	345.83	378.99
2438	178.74	216.53	251.09	286.07	323.65	358.52	393.07
2845	184.35	223.57	259.52	295.95	334.92	371.21	407.16

BAND B

Width mm							
Drop mm	610	762	914	1067	1219	1372	1400
610	139.91	166.49	189.15	211.92	238.47	261.24	283.92
762	147.13	175.46	199.87	224.49	252.86	277.48	301.90
914	154.32	184.49	210.72	237.11	267.27	293.68	319.93
1067	161.56	193.53	221.55	249.78	281.78	309.97	337.99
1219	169.24	202.98	232.83	262.84	296.63	326.66	356.46
1371	176.47	212.06	243.68	275.54	311.10	342.95	374.58
1524	184.14	221.53	254.92	288.58	325.96	359.57	393.05
1676	191.34	230.50	265.76	301.21	340.36	375.85	411.05
1828	198.54	239.48	276.59	313.83	354.76	392.13	429.05
1981	205.75	248.45	287.43	326.46	369.15	408.41	447.05
2134	212.95	257.43	298.27	339.09	383.55	424.69	465.05
2286	220.15	266.40	309.10	351.71	397.95	440.97	483.04
2438	227.36	275.37	319.94	364.34	412.34	457.25	501.04
2845	234.56	284.35	330.78	376.97	426.74	473.53	519.04

BAND A

Width mm							
Drop mm	610	762	914	1067	1219	1372	1400
610	122.74	145.86	165.50	185.34	208.45	228.27	247.98
762	128.99	153.68	175.25	196.32	220.95	242.35	263.62
914	135.26	161.48	184.29	207.28	233.48	256.44	279.24
1067	141.55	169.38	193.74	218.31	246.06	270.61	294.99
1219	148.24	177.63	203.51	229.66	258.99	285.12	311.07
1371	154.56	185.45	212.95	240.67	271.62	299.29	326.82
1524	161.22	193.71	222.78	252.03	284.53	313.78	342.85
1676	167.45	201.52	232.15	263.00	297.05	327.88	358.50
1828	173.68	209.34	241.52	273.97	309.56	341.97	374.15
1981	179.91	217.15	250.88	284.95	322.07	356.07	389.80
2134	186.14	224.97	260.25	295.92	334.58	370.17	405.45
2286	192.38	232.78	269.62	306.89	347.10	384.26	421.10
2438	198.61	240.60	278.98	317.86	359.61	398.36	436.75
2845	204.84	248.41	288.35	328.83	372.12	412.46	452.40

PERFECT FIT® NEXT GENERATION UNIVERSAL FRAME SPECIFICATION AND PRICE TABLE

Available for 25mm free-hanging Paradise aluminum blinds, 25mm tensioned aluminum blinds, roller blinds and 20mm tensioned pleated blinds.

Standard specification:

- White Perfect Fit® Next Generation Universal frame.
- Venetian blinds will be free-hanging.
- Pleated blinds will be supplied tensioned only.
- Roller blinds will be supplied with chain.
- Supplied with 24mm Perfect Fit® Next Generation Brackets.

Child safety Tensioned blinds are inherently child safe.

Ordering notes:

- Can be fitted inside or outside recess. Please state when ordering.
- If ordering inside recess - we will deduct 2mm from the sizes given.
- If ordering outside recess - please give the exact size you require the frame. We suggest the frame should clear the recess by 60mm on all four sides.
- All pricing will be based on frame size.

Non-standard specification available at no additional cost:

- Anthracite Perfect Fit® Next Generation Universal frame.
- Venetian blinds can be tensioned.
- Roller blinds can be tensioned and motorised.

Motorisation for Roller blinds - Please refer to Page 139.

- Lithium Rechargeable Motor 0.3 Nm.

For pricing:

- Price of blind + Perfect Fit® Next Generation Frame + Perfect Fit® Universal Frame Price below:

Please note these prices are not subject to any discount

		Width mm				
Drop mm	600	800	1000	1200	1400	
600	31.96	33.35	34.74	36.13	37.53	
800	33.35	34.74	36.13	37.53	38.93	
1000	34.74	36.13	37.53	38.93	40.30	
1200	36.13	37.53	38.93	40.30	41.70	
1400	37.53	38.93	40.30	41.70	43.11	
1600	38.93	40.30	41.70	43.11	44.49	
1800	40.30	41.70	43.11	44.49	45.90	
2000	41.70	43.11	44.49	45.90	47.29	

PERFECT FIT® INTERNATIONAL FOR CONSERVATORY ROOF SPECIFICATION AND PRICE TABLE

Child Safety: Please note that Perfect Fit® international blinds are an inherently child safe product

General Information:

- Available in Anthracite, Brown and White.
- Available with 20mm tensioned pleated blinds only.
- Brackets are available for flush and recess fitting.
- Pricing:
See page 77 for price of tensioned & skylight pleated blind
Add £34.98 if shaped
Add Perfect Fit® International price as here.
Please note the Perfect Fit® International frame is not subject to discount.
- Orders for Perfect Fit® International will only be accepted if given on a fully completed Louvolite Perfect Fit® survey sheet.
- Minimum window bead depth must be 12mm and window must have a rubber gasket into which you can fit the brackets.
- Operating pole - £20.13

		Width mm					
Drop mm	600	750	900	1050	1200	1350	1500
700	53.00	55.77	58.52	61.29	64.05	66.81	69.57
1000	58.52	61.29	64.05	66.81	69.57	72.35	75.11
1300	64.05	66.81	69.57	72.35	75.11	77.86	80.64
1600	69.57	72.35	75.11	77.86	80.64	83.40	86.16
1900	75.11	77.86	80.64	83.40	86.16	88.92	
2200	80.64	83.40	86.16	88.92	91.70	94.46	
2500	86.16	88.92	91.70	94.46	97.25		
2800	91.70	94.46	97.25	99.99			
3100	97.25	99.99	102.74	105.52			





PERFECT FIT® SHUTTERS LITE

Perfect Fit® Shutters Lite Specification	118
Perfect Fit® Shutters Lite Price Table	119

PERFECT FIT® SHUTTERS LITE

PERFECT FIT® SHUTTERS LITE SPECIFICATION

Perfect Fit® Shutters Lite is an innovative product that is easy to measure, can be installed in seconds and requires no drilling or screwing.

Perfect Fit® Shutters Lite represents a selection of waterproof window coverings crafted from Polysilk Vinyl.

These shutters combine practical design with a modern touch, elevating both functionality and style. They amplify privacy without sacrificing control over natural light, ensuring both optimal light filtration in the sunnier seasons while adding insulation during the colder ones. Furthermore, they bring about acoustic advantages.

General Information:

- Leave windowsills clutter free.
- Can be fitted to inward opening windows and French and patio doors.
- 10-year guarantee.
- Made in the UK.
- Minimum Panel Width: 247mm (Glass size 201mm)
- Maximum Panel Width: 800mm (Glass Size 754mm)
- Minimum Panel Height: 275mm (Glass size 229mm)
- Maximum Panel Height: 2200mm (Glass size 2154mm)
- Louvre Size - 63mm
- Top and Bottom Rail Size - 50mm

Bead Depth/Bracket Size

- 18mm, 20mm, 22mm, 24mm, 26mm, 28mm and 30mm.

Colours

- Cotton White
- Arctic White

Tilt Bar Location

- Left
- Right

Measuring

- Measure visible glass size, width and drop. The finished shutter will be 46mm larger than the glass size ordered.

Other Information:

- Bracket Covers - £1.00

Multiple Panels

- It is possible to fit multiple panels side by side within a single pane of glass, up to a maximum of 6 panels. Please give overall glass size and state how many panels are required. These will be divided equally into the given glass size. Each extra panel will be supplied with a right-hand over left-hand astragal.
- To calculate panel size:
(Glass Size + 46mm) divided by no. of panels.

Handle Rebates

- Handle rebates are available at £3.88 each.
- If a rebate handle is ordered, the tilt rod must be on the opposite side.
- When measuring for a Top or Bottom Rail Handle Rebate please measure from the left side of the glass to the centre of the pivot point on the window handle.
- When measuring for a Left or Right Stile Handle Rebate, please measure from the bottom of the glass to the centre of the pivot point on the window handle.

Unisplit Tilt available (maximum of two splits).

- Please state split measurement.
- Please measure from the bottom up.

Divider Rail available.

- Please state centre point measurement.
- Please measure from the bottom up.

PERFECT FIT® SHUTTERS LITE PRICE TABLE

PRICES ARE BASED ON PANEL SIZE

Width mm												
Drop mm	247	296	346	396	446	496	546	596	646	696	746	800
346	31.35	32.35	33.34	34.34	35.32	36.33	37.32	38.32	39.32	40.30	41.31	42.30
496	34.84	36.05	37.29	38.50	39.72	40.95	42.18	43.41	44.63	58.33	59.57	60.79
646	38.93	40.49	42.05	43.63	45.19	46.76	48.32	49.89	63.95	65.52	67.09	68.65
796	43.00	44.91	46.83	48.74	50.65	65.06	66.96	68.87	70.78	72.70	74.60	76.51
946	47.10	49.35	51.59	53.86	56.11	70.86	73.11	75.37	77.61	79.87	82.12	84.37
1096	50.57	53.05	68.02	70.50	72.99	75.47	77.96	80.44	82.92	85.41	87.89	90.38
1246	54.66	57.48	72.81	75.64	78.46	81.29	84.10	86.94	89.77	92.59	95.42	98.23
1396	71.24	74.41	77.58	80.74	83.92	87.08	90.26	93.43	96.61	99.76	102.93	106.11
1546	75.34	78.84	82.35	85.87	89.38	92.89	96.40	99.91	103.43	106.95	110.47	113.96
1696	79.43	83.27	87.13	90.98	94.84	98.70	102.56	106.41	110.26	114.12	117.98	121.84
1846	82.89	86.99	91.07	95.15	99.24	103.32	107.41	111.49	115.57	119.67	123.73	127.83
1996	86.99	91.41	95.84	100.27	104.70	109.13	113.56	117.98	122.41	126.84	131.26	135.70
2146	91.07	95.85	100.61	105.38	110.16	114.93	119.70	124.47	129.24	134.00	138.79	143.55
2200	92.50	97.37	102.27	107.16	112.03	116.92	121.81	126.69	131.58	136.46	141.35	146.25

Please note all orders will be subject to a £12.19 carriage charge.





INTU

Intu 25mm Aluminium Venetian Blind Specification	122
Intu 25mm Aluminium Venetian Blind Price Tables	123
Intu Pleated Blind Specification	124
Intu Pleated Blind Price Tables	125
Intu Roller Specification	126
Intu Roller Fabric Information, Fabric Bands and Price Tables	127-128
Intu Micro Screw Fit Specification & Price Tables	129
Intu Micro Bead Fit and Guided Bead Fit Specification	130
Intu Micro Bead Fit and Guided Bead Fit Price Tables	131

INTU 25MM PARADISE ALUMINIUM VENETIAN BLIND SPECIFICATION

Standard specification:

- White Intu hardware.
- Tension blind with tilt slider.

Ordering notes:

- When ordering your Intu Venetian blind only glass size will be accepted.
- All blinds are made to measure and priced on glass width x glass drop.
- Intu blinds are only suitable for window bead depths between 11mm and 27mm.
Please specify when ordering.
- Minimum glass width is 240mm - minimum glass drop 200mm.
- Maximum glass width is 1400mm - maximum glass drop is 2000mm.
- Maximum square meterage must not exceed 1.5m.
- Bracket insertion tool will be supplied free of charge with every order.
Additional insertion tools - £1.69 each.

Non-standard specification available at no additional cost:

- Anthracite and brown Intu hardware.
- XL A, XL C and XL D side profiles
Please specify when ordering.
- Screw Fit.

Non-standard specification available at an additional cost:

- 1200mm Operating Rod - £13.82
- Mixed slat colour combination. List price plus 20%.

Other Information:

- Paradise hand held selector available.
- Profile sample packs - £6.90 per pack.

INTU 25MM PARADISE ALUMINIUM BLIND PRICE TABLES

BAND A

Width	18"	24"	30"	36"	42"	48"	55½"	
Drop mm	457	609	762	914	1066	1219	1400	
18"	457	73.68	81.18	88.65	101.47	109.11	116.42	130.46
24"	609	77.11	85.21	92.54	106.66	114.44	122.70	137.20
30"	762	80.77	89.62	98.49	112.04	120.78	129.48	144.64
36"	914	84.41	93.53	102.62	117.05	126.15	135.33	151.24
42"	1066	87.76	97.40	107.06	122.01	131.77	141.34	158.08
48"	1219	91.25	101.30	111.52	127.21	137.35	147.40	
54"	1371	95.04	105.78	116.57	132.82	143.53		
60"	1524	98.38	109.82	121.12	137.82			
66"	1676	101.97	113.74	125.58	142.96			
72"	1828	105.46	117.71	130.02				
78¾"	2000	109.41	122.36	135.33				

BAND B

Width	18"	24"	30"	36"	42"	48"	55½"	
Drop mm	457	609	762	914	1066	1219	1400	
18"	457	92.10	101.47	110.81	126.84	136.39	145.50	163.08
24"	609	96.38	106.54	115.65	133.31	143.09	153.30	171.49
30"	762	100.97	112.04	123.08	140.03	151.00	161.84	180.80
36"	914	105.54	116.89	128.27	146.34	157.69	169.17	189.02
42"	1066	109.73	121.77	133.85	152.53	164.71	176.67	197.58
48"	1219	114.03	126.62	139.39	159.03	171.68	184.27	
54"	1371	118.84	132.21	145.72	165.98	179.40		
60"	1524	122.95	137.29	151.38	172.31			
66"	1676	127.43	142.19	156.98	178.69			
72"	1828	131.83	147.16	162.54				
78¾"	2000	136.81	152.93	169.17				

BAND C

Width	18"	24"	30"	36"	42"	48"	55½"	
Drop mm	457	609	762	914	1066	1219	1400	
18"	457	99.49	109.58	119.69	136.99	147.27	157.15	176.12
24"	609	104.11	115.07	124.95	143.98	154.52	165.60	185.18
30"	762	109.08	120.96	132.93	151.22	163.05	174.82	195.28
36"	914	113.96	126.23	138.51	158.02	170.29	182.69	204.18
42"	1066	118.47	131.51	144.56	164.74	177.86	190.80	213.40
48"	1219	123.18	136.78	150.57	171.73	185.41	199.01	
54"	1371	128.32	142.79	157.37	179.28	193.74		
60"	1524	132.82	148.31	163.51	186.06			
66"	1676	137.64	153.56	169.53	192.98			
72"	1828	142.35	158.88	175.56				
78¾"	2000	147.73	165.18	182.69				

INTU PLEATED AND MULTIZONE BLIND SPECIFICATION AND PRICE BANDS

Standard specification:

- White Intu hardware.
- Colour co-ordinating uni-pleat (excluding any cellular fabric).
- Standard tension blind.

Ordering notes:

- When ordering your Intu Pleated blind only glass size will be accepted.
- All blinds are made to measure and priced on glass width x glass drop.
- Intu blinds are only suitable for window bead depths between 11mm and 27mm.
Please specify when ordering.
- Minimum glass width is 150mm - minimum glass drop 200mm.
- Maximum glass width is 1400mm - maximum glass drop is 2000mm
- Maximum square meterage must not exceed 1.5m.
- Bracket insertion tool will be supplied free of charge with every order.
Additional insertion tools - £1.69 each.

Non-standard specification available at no additional cost:

- Anthracite and brown Intu hardware.
- Multizone tension blind.
- XL A, XL C and XL D side profiles. Please specify when ordering.
- Screw Fit.

Non-standard specification available at an additional cost:

- 1200mm Operating Rod - £13.82

Other Information:

- Profile sample packs - £6.90 per pack.
- Please refer to page 75 for Fabric Price Bands

Pleated swatch books available:

- Louvolite Cellular Mobile Book - £37.50
- Louvolite Pleated Mobile Book - £21.00
- Soft Cell/Pleated Sample book - £160.00

INTU PLEATED BLIND PRICE TABLES

BAND A

	Width	18"	24"	30"	36"	42"	48"	55½"
Drop	mm	457	609	762	914	1066	1219	1400
18"	457	64.50	72.88	80.36	87.81	95.94	103.31	113.08
24"	609	68.82	77.99	86.22	94.28	103.18	111.24	121.92
30"	762	73.41	83.28	92.27	101.04	110.62	119.46	131.01
36"	914	78.14	88.77	98.38	107.83	118.21	127.87	140.13
42"	1066	82.73	94.01	104.35	114.51	125.74	136.03	149.16
48"	1219	87.30	99.38	110.48	121.50	133.25	144.32	
54"	1371	91.97	104.61	116.53	128.24	140.75		
60"	1524	96.65	110.06	122.70	135.09			
66"	1676	101.16	115.36	128.63	141.73			
72"	1828	105.82	120.62	134.73				
78¾"	2000	111.07	126.77	141.68				

BAND D

	Width	18"	24"	30"	36"	42"	48"	55½"
Drop	mm	457	609	762	914	1066	1219	1400
18"	457	68.97	78.76	87.67	96.51	106.10	115.01	126.50
24"	609	74.75	85.70	95.88	105.90	116.75	126.84	139.73
30"	762	80.72	92.95	104.35	115.58	127.61	138.94	153.32
36"	914	86.83	100.40	113.00	125.38	138.60	151.17	166.91
42"	1066	92.89	107.58	121.34	134.96	149.44	163.21	180.44
48"	1219	99.03	114.85	129.91	144.79	160.45	175.41	
54"	1371	105.05	122.11	138.39	154.46	171.31		
60"	1524	111.19	129.48	146.92	164.19			
66"	1676	117.24	136.73	155.34	173.80			
72"	1828	123.28	143.96	163.87				
78¾"	2000	130.18	152.21	173.53				

BAND B

	Width	18"	24"	30"	36"	42"	48"	55½"
Drop	mm	457	609	762	914	1066	1219	1400
18"	457	66.03	74.87	82.82	90.68	99.38	107.23	117.52
24"	609	70.83	80.57	89.42	98.16	107.70	116.47	127.87
30"	762	75.83	86.47	96.29	105.90	116.26	125.93	138.46
36"	914	81.05	92.61	103.27	113.69	125.02	135.62	149.04
42"	1066	86.11	98.51	110.00	121.34	133.57	145.08	159.61
48"	1219	91.19	104.51	116.94	129.21	142.28	154.66	
54"	1371	96.29	110.48	123.87	137.00	150.91		
60"	1524	101.52	116.53	130.76	144.79			
66"	1676	106.52	122.45	137.56	152.43			
72"	1828	111.60	128.43	144.43				
78¾"	2000	117.35	135.18	152.21				

BAND E

	Width	18"	24"	30"	36"	42"	48"	55½"
Drop	mm	457	609	762	914	1066	1219	1400
18"	457	70.76	81.23	90.81	100.27	110.48	119.96	132.19
24"	609	77.22	89.06	100.04	110.89	122.60	133.48	147.35
30"	762	83.81	97.12	109.58	121.84	134.90	147.22	162.87
36"	914	90.59	105.34	119.18	132.84	147.28	161.14	178.31
42"	1066	97.27	113.35	128.63	143.65	159.61	174.78	193.77
48"	1219	103.95	121.50	138.16	154.72	172.07	188.61	
54"	1371	110.61	129.55	147.77	165.60	184.36		
60"	1524	117.43	137.76	157.31	176.63			
66"	1676	124.07	145.81	166.79	187.53			
72"	1828	130.76	153.88	176.31				
78¾"	2000	138.32	163.10	187.18				

BAND C

	Width	18"	24"	30"	36"	42"	48"	55½"
Drop	mm	457	609	762	914	1066	1219	1400
18"	457	67.48	76.81	85.21	93.60	102.71	111.12	121.96
24"	609	72.79	83.16	92.68	102.06	112.24	121.60	133.77
30"	762	78.28	89.69	100.32	110.70	121.92	132.43	145.91
36"	914	83.93	96.51	108.05	119.54	131.78	143.40	157.94
42"	1066	89.49	103.04	115.69	128.17	141.51	154.12	169.97
48"	1219	95.14	109.64	123.34	137.00	151.33	164.96	
54"	1371	100.70	116.26	131.17	145.69	161.07		
60"	1524	106.30	123.03	138.80	154.46			
66"	1676	111.81	129.55	146.39	163.10			
72"	1828	117.35	136.16	154.12				
78¾"	2000	123.78	143.65	162.88				

INTU ROLLER BLIND SPECIFICATION

Standard specification:

- White Intu hardware.
- Eclipse 25mm tube with metal bottom bar.
- Tensioned blind.

Ordering notes:

- When ordering your Intu Roller blind only glass size will be accepted.
- All blinds are made to measure and priced on glass width x glass drop.
- Intu blinds are only suitable for window bead depths between 11mm and 27mm.

Please specify when ordering.

- The minimum blind width available is 325mm and the maximum is 1400mm.
- The minimum blind drop available is 200mm and the maximum is 2000mm.

Please note the maximum drop for type 2 fabrics is 1700mm and type 3 is 1200mm.

- Maximum square meterage must not exceed 1.5m.
- Medium and large fascias are dependent on the drop of the blind.

Please see below for information.

- Bracket insertion tool will be supplied free of charge with every order.

Additional insertion tools - £1.69 each.

Non-standard specification available at no additional cost:

- Brown Intu hardware.
- Standard and large side profiles. Please specify when ordering.

Other Information:

- Profile sample packs - £6.90 per pack.

Intu roller swatch books available:

- Eclipse - £150.00.

Maximum Drop		
Type	Medium Fascia	Large Fascia
1	1200mm	2000mm
2	900mm	1700mm
3	400mm	1200mm

INTU ROLLER FABRIC PRICE BANDS AND TYPE

Fabric	Price Band	Max/Roll Width	Max Drop	TYPE	Fabric	Price Band	Max/Roll Width	Max Drop	TYPE
Ada	A	2000	-	1	Maeve	B	-	2000	1
Algarve FR	B	-	1800	1	Magical	C	1980	-	1
Alta	B	2000	-	1	Mariella	A	2000	-	1
Alta BO	C	2000	-	2	Miya	A	2000	-	1
Aspen	B	2000	-	3	Molina	B	2100	-	1
Atlantex FR	A	2000	-	2	Monte	B	2000	-	2
Atlantex ASC FR	A	2000	-	2	Monte BO	C	2000	-	3
Autumn	B	2000	-	1	Nordic ASC	B	2000	-	1
Aveline	B	1980	-	1	Oakley	A	2000	-	1
Axel	C	1980	-	1	Odessa	A	2000	-	1
Banlight Duo BO FR	B	2000	-	1	Palette FR	A	2000	-	1
Banlight Duo BO FR 2.4	B	2400	-	1	Palette FR 2.4	A	2400	-	1
Banlight Duo BO FR 3.0	B	3000	-	1	Palette FR 3.0	A	3000	-	1
Bonsai DO	B	1950	-	1	Panama Deco 3% FR	D + 10%	3100	-	3
Boston BO FR	C	1800	-	1	Panier ASC	B	2000	-	1
Burst FR	C	1980	-	1	Paradox FR	C	1980	-	1
Cadence	A	2000	-	1	Paris	C	2000	-	1
Carter	C	1980	-	1	Perrie	A	2000	-	1
Chester	C	1980	-	1	Peyton	B	2000	-	1
Chindi BO	C	2000	-	1	Piper	A	2000	-	2
Courtney	B	1980	-	1	Pitch FR	C	1980	-	1
Cubik	A	2000	-	1	Radiance ASC	B	2000	-	1
Dreamy FR	C	1980	-	1	Reflection BO FR	C	1800	-	1
Elegance	C	2000	-	1	Ribbons ASC	B	2000	-	1
Elegance BO	D	2000	-	1	Ronda	C	2000	-	1
Elliot FR	C	1980	-	1	Ronnie	C	1980	-	1
Elsie	C	1980	-	1	Rumie	C	1980	-	1
Emelina	C	1980	-	1	Rupert	C	1980	-	1
Euan	C	2000	-	1	Shantung	A	2000	-	1
Felix ASC	D	2000	-	1	Shona	C	2500	-	1
Florence	A	2000	-	1	Stella BO FR	C	1800	-	1
Florence BO	C	2000	-	3	Strata ASC	B	2000	-	1
Fuchsia Swingtime BO FR	C	1980	-	1	Stratford	A	1990	-	3
Fuse	C	2000	-	1	Tennessee	C	2450	-	2
Glitz	A	2000	-	1	Tessa BO	C	2000	-	3
Impasto FR	C	1980	-	1	Topaz	A	2000	-	1
Jax BO	D	-	2000	1	Topsy	C	1980	-	1
Jude	A	2000	-	2	Urban BO FR	B	1800	-	1
Kaeda	C	1980	-	1	Valize BO FR	C	1980	-	1
Kaila	A	2000	-	3	Vault	C	2400	-	1
Kendall	C	2500	-	1	Vera	B	2000	-	1
Kent DO	D	2400	-	1	Wave	B	-	2000	1
Kylen	B	1980	-	1	Whisper Screen 3%	D	2500	-	3
Lagan ASC	B	2000	-	1	Willow	B	2000	-	1
Layla	B	2000	-	1	Zayn	C	2400	-	1
Linenweave	A	2000	-	1	Zenith FR	C	2000	-	1
Linenweave BO	C	2000	-	1					
Livia ASC	A	2000	-	1					

INTU ROLLER BLIND PRICE TABLES

BAND A

Width	18"	24"	30"	36"	42"	48"	55 ¹ / ₈ "	
Drop mm	457	609	762	914	1066	1219	1400	
18"	457	61.99	67.40	72.86	78.31	83.73	89.20	95.65
24"	609	65.74	71.87	78.01	84.14	90.19	96.36	103.64
30"	762	69.56	76.34	83.18	89.97	96.73	103.57	111.66
36"	914	73.32	80.77	88.34	95.78	103.24	110.76	119.61
42"	1066	77.12	85.22	93.44	101.60	109.74	117.90	127.61
48"	1219	80.95	89.76	98.59	107.42	116.21	125.12	135.60
54"	1371	84.73	94.19	103.74	113.20	122.74	132.27	143.58
60"	1524	88.50	98.69	108.92	119.10	129.26	139.49	
66"	1676	92.29	103.13	114.03	124.88	135.74		
72"	1828	96.07	107.58	119.17	130.71	142.20		
78 ³ / ₄ "	2000	100.33	112.62	124.97	137.27			

BAND C

Width	18"	24"	30"	36"	42"	48"	55 ¹ / ₈ "	
Drop mm	457	609	762	914	1066	1219	1400	
18"	457	66.04	72.84	79.64	86.45	93.21	100.04	108.13
24"	609	71.20	79.09	87.07	94.95	102.86	110.85	120.23
30"	762	76.34	85.38	94.50	103.55	112.56	121.64	132.45
36"	914	81.49	91.65	101.90	112.05	122.22	132.45	144.54
42"	1066	86.61	97.91	109.29	120.57	131.84	143.19	156.62
48"	1219	91.77	104.17	116.70	129.13	141.54	154.05	168.85
54"	1371	96.94	110.44	124.09	137.64	151.16	164.82	180.94
60"	1524	102.06	116.76	131.56	146.18	160.91	175.66	
66"	1676	107.22	123.00	138.92	154.72	170.54		
72"	1828	112.32	129.27	146.34	163.23	180.15		
78 ³ / ₄ "	2000	118.15	136.36	154.67	172.90			

BAND B

Width	18"	24"	30"	36"	42"	48"	55 ¹ / ₈ "	
Drop mm	457	609	762	914	1066	1219	1400	
18"	457	64.03	70.13	76.28	82.37	88.48	94.60	101.91
24"	609	68.49	75.47	82.52	89.54	96.54	103.61	111.92
30"	762	72.95	80.86	88.81	96.73	104.67	112.62	122.03
36"	914	77.41	86.22	95.13	103.90	112.73	121.58	132.07
42"	1066	81.87	91.58	101.37	111.07	120.77	130.54	142.13
48"	1219	86.39	96.96	107.65	118.29	128.90	139.60	152.20
54"	1371	90.82	102.33	113.93	125.43	136.96	148.54	162.26
60"	1524	95.29	107.71	120.22	132.64	145.08	157.58	
66"	1676	99.75	113.09	126.49	139.79	153.15		
72"	1828	104.17	118.42	132.74	146.95	161.20		
78 ³ / ₄ "	2000	109.25	124.48	139.82	155.08			

BAND D

Width	18"	24"	30"	36"	42"	48"	55 ¹ / ₈ "	
Drop mm	457	609	762	914	1066	1219	1400	
18"	457	71.16	79.61	88.14	96.61	105.10	113.61	123.68
24"	609	77.97	88.13	98.36	108.52	118.66	128.90	141.00
30"	762	84.83	96.68	108.60	120.51	132.34	144.29	158.42
36"	914	91.65	105.20	118.84	132.42	145.95	159.57	175.67
42"	1066	98.48	113.69	129.04	144.29	159.53	174.85	192.98
48"	1219	105.35	122.29	139.33	156.24	173.18	190.21	210.41
54"	1371	112.16	130.79	149.55	168.14	186.78	205.50	227.69
60"	1524	119.00	139.34	159.80	180.11	200.46	220.90	
66"	1676	125.82	147.83	170.04	192.01	214.03		
72"	1828	132.67	156.38	180.22	203.91	227.62		
78 ³ / ₄ "	2000	140.41	165.99	191.80	217.38			

INTU MICRO SCREW FIT SPECIFICATION, PRICE BANDS AND PRICE TABLES

Standard specification:

- White Intu Micro hardware.
- Standard tension blind.

Non-standard specification available at no additional cost:

- Anthracite and brown Intu Micro hardware.
- Multizone tension blind.

Ordering notes:

- When ordering your Intu Micro blind only glass size will be accepted.
- Please state whether fixing into aluminium, PVC or wooden frame.
- All blinds are made to measure and priced on glass width x glass drop.
- Minimum bead depth 16mm.
- Minimum glass width is 250mm - minimum glass drop 250mm.

Maximum glass width is 1400mm - maximum glass drop is 2400mm

Maximum square meterage must not exceed 2.5m.

Pleated swatch books available:

- Intu Micro presentation box - £50.00
- Intu Micro fabric card - £6.00

FABRIC PRICE BANDS

Fabric	Price Band
Infusion	A
Hive	C
Radiance	B
Ribbons	B

BAND A

Width mm						
Drop mm	400	600	800	1000	1200	1400
400	64.78	70.05	75.34	80.63	85.91	91.18
600	67.00	73.35	79.74	86.10	92.50	98.89
800	69.18	76.66	84.16	91.63	99.11	106.58
1000	71.39	79.97	88.54	97.11	105.69	114.31
1200	73.60	83.27	92.95	102.64	112.30	122.00
1400	75.77	86.57	97.35	108.13	118.91	129.72
1600	77.98	89.87	101.76	113.63	125.51	137.42
1800	80.19	93.18	106.15	119.14	132.13	145.12
2000	82.39	96.49	110.56	124.65	138.73	152.82
2200	84.59	99.79	114.97	130.16	145.33	
2400	86.80	103.09	119.38	135.65	151.95	

BAND B

Width mm						
Drop mm	400	600	800	1000	1200	1400
400	65.52	71.18	76.81	82.48	88.12	93.76
600	68.11	75.02	81.97	88.91	95.83	102.79
800	70.66	78.89	87.11	95.33	103.56	111.78
1000	73.23	82.75	92.25	101.76	111.26	120.77
1200	75.79	86.61	97.40	108.19	118.97	129.79
1400	78.39	90.46	102.54	114.65	126.69	138.79
1600	80.96	94.31	107.67	121.05	134.41	147.77
1800	83.51	98.17	112.84	127.49	142.15	156.79
2000	86.08	102.03	117.98	133.92	149.85	165.80
2200	88.67	105.90	123.11	140.34	157.55	
2400	91.25	109.75	128.27	146.78	165.27	

BAND C

Width mm						
Drop mm	400	600	800	1000	1200	1400
400	69.70	77.42	85.15	92.89	100.62	108.35
600	74.34	84.38	94.46	104.51	114.58	124.65
800	78.99	91.39	103.76	116.16	128.57	140.96
1000	83.65	98.37	113.08	127.80	142.51	157.22
1200	88.32	105.34	122.40	139.44	156.49	173.51
1400	92.96	112.31	131.70	151.08	170.45	189.81
1600	97.61	119.30	141.01	162.71	184.42	206.11
1800	102.28	126.29	150.31	174.35	198.37	222.40
2000	106.93	133.28	159.62	185.98	212.33	238.69
2200	111.59	140.25	168.94	197.62	226.28	
2400	116.24	147.24	178.26	209.26	240.25	

INTU MICRO BEAD FIT & GUIDED BEAD FIT SPECIFICATION AND PRICE BANDS

Standard specification for Bead Fit:

- White Intu Micro hardware.
- Standard tension blind.

Standard specification for Guided Bead Fit:

- White Intu Micro hardware.
- Standard tension blind.
- Guided side profiles.

Non-standard specification available for Bead Fit at no additional cost:

- Anthracite and brown Intu Micro hardware.
- Multizone tension blind.
- XL A, XL C and XL D side profiles.
Please specify when ordering.

Non-standard specification available for Guided Bead Fit at no additional cost:

- Anthracite and brown Intu Micro hardware.
- Multizone tension blind.

Ordering notes:

- When ordering your Intu Micro blind only glass size will be accepted.
- Please state if square frame with flush rubber seal.
- All blinds are made to measure and priced on glass width x glass drop.
- Minimum glass width is 250mm - minimum glass drop is 250mm.
Maximum glass width is 1000mm - maximum glass drop is 2400mm
Maximum square meterage must not exceed 2m.

Other Information:

- Intu Micro presentation box - £50.00

Pleated swatch books available:

- Intu Micro fabric card - £6.00

FABRIC PRICE BANDS

Fabric	Price Band
Infusion	A
Hive	C
Radiance	B
Ribbons	B

INTU MICRO BEAD FIT PRICE TABLES

BAND A

Width mm				
Drop mm	400	600	800	1000
400	69.49	74.77	80.05	85.32
600	72.69	79.04	85.44	91.80
800	75.89	83.37	90.85	98.33
1000	79.05	87.65	96.23	104.81
1200	82.28	91.95	101.63	111.32
1400	85.47	96.24	107.02	117.82
1600	88.67	100.55	112.44	124.32
1800	91.85	104.86	117.83	130.81
2000	95.04	109.14	123.24	137.30
2200	98.24	113.44	128.63	143.82
2400	101.47	117.74	134.04	150.31

BAND B

Width mm				
Drop mm	400	600	800	1000
400	70.21	75.88	81.52	87.16
600	73.77	80.71	87.66	94.58
800	77.36	85.58	93.80	102.02
1000	80.94	90.43	99.94	109.44
1200	84.52	95.29	106.08	116.88
1400	88.06	100.14	112.23	124.29
1600	91.63	104.98	118.37	131.72
1800	95.20	109.84	124.50	139.16
2000	98.76	114.71	130.66	146.59
2200	102.34	119.55	136.80	154.01
2400	105.91	124.42	142.93	161.43

BAND C

Width mm				
Drop mm	400	600	800	1000
400	74.39	82.12	89.85	97.58
600	80.05	90.10	100.16	110.22
800	85.67	98.08	110.48	122.85
1000	91.34	106.04	120.77	135.49
1200	96.99	114.02	131.09	148.12
1400	102.64	122.01	141.39	160.76
1600	108.28	129.99	151.68	173.38
1800	113.94	137.98	161.99	186.01
2000	119.59	145.96	172.31	198.65
2200	125.27	153.91	182.61	211.30
2400	130.88	161.91	192.91	223.92

GUIDED BEAD FIT PRICE TABLES

BAND A

Width mm				
Drop mm	400	600	800	1000
400	71.40	76.57	81.74	86.92
600	75.64	81.88	88.16	94.45
800	79.86	87.23	94.59	101.98
1000	84.09	92.56	101.05	109.51
1200	88.33	97.88	107.45	117.04
1400	92.54	103.22	113.90	124.57
1600	96.77	108.54	120.33	132.11
1800	101.01	113.88	126.76	139.64
2000	105.22	119.20	133.19	147.17
2200	109.46	124.53	139.63	154.69
2400	113.68	129.87	146.05	162.24

BAND B

Width mm				
Drop mm	400	600	800	1000
400	72.13	77.68	83.22	88.77
600	76.75	83.56	90.39	97.25
800	81.32	89.47	97.57	105.67
1000	85.94	95.33	104.74	114.15
1200	90.54	101.21	111.90	122.61
1400	95.15	107.11	119.10	131.07
1600	99.74	113.00	126.26	139.51
1800	104.33	118.88	133.44	147.97
2000	108.94	124.76	140.59	156.43
2200	113.52	130.66	147.76	164.89
2400	118.11	136.53	154.95	173.34

BAND C

Width mm				
Drop mm	400	600	800	1000
400	76.31	83.93	91.57	99.18
600	82.99	92.95	102.89	112.87
800	89.65	101.96	114.23	126.51
1000	96.35	110.95	125.57	140.19
1200	103.02	119.99	136.91	153.84
1400	109.71	128.98	148.24	167.50
1600	116.41	137.99	159.58	181.18
1800	123.07	147.00	170.93	194.83
2000	129.76	156.00	182.25	208.49
2200	136.44	165.00	193.59	222.16
2400	143.12	174.04	204.92	235.85





MOTORISATION

ALL MOTORISED BLINDS ARE INHERENTLY CHILD SAFE

MOTORISATION

LOUVOLITE MOTORS

These prices are not subject to discount

500 SERIES DC - R2105 - 0.5NM

Available with the following blind types:

- Roller blind on 32mm tube
Minimum blind width -490mm. Maximum blind width -2000mm.
Maximum blind drop - Fabric weight dependant.
- Grip Fit roller blind on 32mm tube
Minimum blind width -490mm. Maximum blind width -2000mm.
Maximum blind drop - Fabric weight dependant.
- Vision blind on 32mm tube
Minimum blind width - 490mm. Maximum blind width -2000mm.
Maximum blind drop - Fabric weight dependant.
- Blockout blind on 32mm tube
Minimum blind width - 490mm. Maximum blind width -2000mm.
Maximum blind drop - Fabric weight dependant.

MOTOR SPECIFICATION AND PRICE:

500 Series DC - R2105 motor 0.5Nm + USB-C Charger	£52.31
USB adapter plug 5v	£9.28
Single channel push button remote control - white	£13.22
6 channel push button remote control - white	£17.62
16 channel push button remote control - white	£26.43
16 channel push button remote control - grey	£26.43
16 channel push button remote control - black	£26.43

1100 SERIES DC - R2115-SHORT - 1.1NM

Available with the following blind types:

- Roller blind on 35mm and 40mm tube
Minimum blind width - 400mm. Maximum blind width - 2500mm.
Maximum blind drop - 2700mm.
- Blockout roller blind on 35mm and 40mm tube
Minimum blind width - 400mm. Maximum blind width -2500mm.
Maximum blind drop - 2700mm.
- Vision blind on 35mm and 40mm tube.
Minimum blind width - 400mm. Maximum blind width - 2200mm.
Maximum blind drop - 2600mm.
- Trishade fabric on 40mm tube (70mm Full Fascia).
Minimum blind width - 400mm. Maximum blind width -2500mm.
Maximum blind drop - 2600mm.
- Pleated blind on 35mm tube.
Minimum blind width - 400mm. Maximum blind width-2000mm.
Maximum blind drop - 2600mm.

MOTOR SPECIFICATION AND PRICE:

1100 Series DC - R2115 motor 1.1Nm + USB-C charging cable	£58.36
USB adapter plug 5v	£9.28
Single channel push button remote control - white	£13.22
6 channel push button remote control - white	£17.62
16 channel push button remote control - white	£26.43
16 channel push button remote control - grey	£26.43
16 channel push button remote control - black	£26.43
Solar Panel	£24.78

LOUVOLITE MOTORS

These prices are not subject to discount

1100 SERIES DC- R2110 - 1.1NM

Available with the following blind types:

- Roller blind on 35mm and 40mm tube
Minimum blind width - 520mm. Maximum blind width - 2500mm.
Maximum blind drop - 2700mm.
- Blockout roller blind on 35mm and 40mm tube
Minimum blind width - 520mm. Maximum blind width -2500mm
Maximum blind drop - 2700mm.
- Vision blind on 35mm and 40mm tube.
Minimum blind width - 520mm. Maximum blind width -2200mm.
Maximum blind drop - 2600mm.
- Trishade fabric on 40mm tube (70mm Full Fascia)
Minimum blind width - 520mm. Maximum blind width -2500mm.
Maximum blind drop - 2600mm.
- Pleated blind on 35mm tube.
Minimum blind width -520mm. Maximum blind width-2000mm.
Maximum blind drop - 2600mm.

MOTOR SPECIFICATION AND PRICE:

1100 Series DC - R2110 motor 1.1Nm + USB-C charging cable	£55.01
USB adapter plug 5v	£9.28
Single channel push button remote control - white	£13.22
6 channel push button remote control - white	£17.62
16 channel push button remote control - white	£26.43
16 channel push button remote control - grey	£26.43
16 channel push button remote control - black	£26.43
Solar Panel	£24.78

MOTORISATION

LOUVOLITE MOTORS

These prices are not subject to discount

2000 SERIES - DC -R2120/2000 SERIES DCM - R2125

Available with the following blind types:

- Roller blind on 40mm and 45mm tube
Minimum blind width - 630mm. Maximum blind width - 3000mm.
Maximum blind drop - 3500mm. Maximum 6.25 sq mtr
- Blockout roller blind on 40mm and 45mm tube .
Minimum blind width - 630mm. Maximum blind width - 3000mm
Maximum blind drop - 3500mm.
- Vision blind on 40mm tube.
Minimum blind width- 630mm. Maximum blind width -2200mm.
Maximum blind drop - 2600mm.
- Trishade fabric on 40mm tube (70mm Full fascia)
Minimum blind width - 630mm. Maximum blind width - 2500mm
Maximum blind drop - 2600mm.

MOTOR SPECIFICATION AND PRICE:

2000 Series - DC - R2120 motor 2.0Nm + USB-C charging cable	£65.53
USB adapter plug 5v	£9.28
Single channel push button remote control - white	£13.22
6 channel push button remote control - white	£17.62
16 channel push button remote control - white	£26.43
16 channel push button remote control - grey	£26.43
16 channel push button remote control - black	£26.43
Solar Panel	£24.78

DC Matter & Thread 2000 Series - DC - R2120 motor 2.0Nm + USB-C charging cable	£72.13
USB adapter plug 5v	£9.28
Single channel push button remote control - white	£13.22
6 channel push button remote control - white	£17.62
16 channel push button remote control - white	£26.43
16 channel push button remote control - grey	£26.43
16 channel push button remote control - black	£26.43
Solar Panel	£24.78

LOUVOLITE MOTORS

These prices are not subject to discount

3000 SERIES - DC -R2130/3000 SERIES DCM - R2135 3.0NM

Available with the following blind types:

- Roller blind on 40mm and 45mm tube
Minimum blind width - 665mm. Maximum blind width - 3000mm.
Maximum blind drop - 3500mm.
- Blockout roller blind on 40mm and 45mm tube .
Minimum blind width - 665mm. Maximum blind width - 3000mm
Maximum blind drop - 3500mm.
- Vision blind on 40mm tube.
Minimum blind width - 665mm. Maximum blind width -2200mm.
Maximum blind drop - 2600mm.
- Trishade fabric on 40mm tube (70mm Full fascia)
Minimum blind width - 665mm. Maximum blind width - 2500mm
Maximum blind drop - 2600mm.

MOTOR SPECIFICATION AND PRICE:

3000 Series - DC - R2130 motor 3.0Nm + USB-C charging cable	£87.55	DC Matter & Thread 3000 Series - DC - R2135 motor 3.0Nm + USB-C charging cable	£94.15
USB adapter plug 5v	£9.28	USB adapter plug 5v	£9.28
Single channel push button remote control - white	£13.22	Single channel push button remote control - white	£13.22
6 channel push button remote control - white	£17.62	6 channel push button remote control - white	£17.62
16 channel push button remote control - white	£26.43	16 channel push button remote control - white	£26.43
16 channel push button remote control - grey	£26.43	16 channel push button remote control - grey	£26.43
16 channel push button remote control - black	£26.43	16 channel push button remote control - black	£26.43

MOTORISATION

LOUVOLITE MOTORS

These prices are not subject to discount

2000 SERIES AC - R2150/2000 SERIES ACM - R2155

Available with the following blind types:

- Blockout roller blind on 40mm and 45mm tube.
Minimum blind width - 560mm. Maximum blind width - 3000mm.
Maximum blind drop - 3500mm.
- Roller blind on 40mm and 45mm tube.
Minimum blind width - 560mm. Maximum blind width - 3000mm.
Maximum blind drop - 3500mm.
- Trishade fabric on 40mm hardware. (70mm Full Fascia)
Minimum blind width - 560mm. Maximum blind width - 2500mm.
Maximum blind drop - 2600mm.
- Vision blind on 40mm and 45mm tube.
Minimum blind width - 560mm. Maximum blind width - 2200mm.
Maximum blind drop - 2600mm.

MOTOR SPECIFICATION AND PRICE:

2000 SERIES AC - R2150	£90.30	AC Matter & Thread 2000 SERIES ACM - R2155	£96.91
Single channel push button remote control - white	£13.22	Single channel push button remote control - white	£13.22
6 channel push button remote control - white	£17.62	6 channel push button remote control - white	£17.62
16 channel push button remote control - white	£26.43	16 channel push button remote control - white	£26.43
16 channel push button remote control - grey	£26.43	16 channel push button remote control - grey	£26.43
16 channel push button remote control - black	£26.43	16 channel push button remote control - black	£26.43

6000 SERIES AC - R2160

Available with the following blind types:

- Roller blind on 55mm Louvolite honeycomb tube.
Minimum blind width - 650mm. Maximum blind width - 3657mm.
Maximum blind drop - 3962mm.

MOTOR SPECIFICATION AND PRICE:

6000 Series AC - R2160 Motor	£104.62
Single channel push button remote control - white	£13.22
6 channel push button remote control - white	£17.62
16 channel push button remote control - white	£26.43
16 channel push button remote control - grey	£26.43
16 channel push button remote control - black	£26.43

LOUVOLITE MOTORS

These prices are not subject to discount

VOGUE RECHARGEABLE TILT ONLY MOTOR

Available with the following blind types:

- Vogue vertical blind.
Minimum blind width - 200mm. Maximum blind width - 3000mm.
Maximum blind drop - 4267mm. Maximum square meterage 6.5 sqm.
- Allusion blind with Vogue vertical head rail.
Minimum blind width - 300mm. Maximum blind width - 3000mm.
Maximum blind drop - 3000mm. Maximum square meterage 6.5 sqm.

MOTOR SPECIFICATION AND PRICE:

Vogue rechargeable tilt only motor	£56.20
Micro USB charge cable – 3m long	£5.07
USB adapter plug 5v	£9.28
5 channel vertical remote control	£13.87

PERFECT FIT® MOTOR DC - R2100

Available with the following blind types:

- Perfect Fit® roller blind.
Minimum blind width - 400mm. Maximum width - 1400mm.
Maximum blind drop - Fabric dependant, please see Maximum Drop table.
- Perfect Fit® Vision blind.
Minimum blind width - 400mm. Maximum blind width - 1400mm.
Maximum blind drop - Fabric dependant, please see Maximum Drop table.

MOTOR SPECIFICATION AND PRICE:

DC R2100 Lithium rechargeable motor + Micro USB-C charge cable	£55.72
USB adapter plug 5v	£9.28
Single channel push button remote control - white	£13.22
6 channel push button remote control - white	£17.62
16 channel push button remote control - white	£26.43
16 channel push button remote control - grey	£26.43
16 channel push button remote control - black	£26.43

HUB

Smart Hub	£76.54
-----------	--------

MOTORISATION

BENTHIN MOTOR

These prices are not subject to discount

IQ3 RTS MOTOR

Available with the following blind types:

- Benthin Vertical.
Minimum width - 200mm. Maximum width - 5000mm.
Maximum drop - 4267mm.
- Benthin Allusion.
Minimum width - 300mm. Maximum width - 5000mm.
Maximum drop - 3000mm.

MOTOR SPECIFICATION AND PRICE:

IQ3 RTS Motor (Mains Powered – Plug In)	£294.26
---	---------

BREL MOTORS

These prices are not subject to discount

24MM DC TDBU RADIO MOTOR 0.6NM (12V)

Available with the following blind types:

- Pleated Blind (Free-hanging) P1910 and P1920
Minimum width - 700mm. Maximum width - 2200mm.
Maximum drop - 2000mm.

24MM DC TDBU RADIO MOTOR 2 X 0.6NM (12V)

Available with the following blind types:

- Pleated Blind (Free-hanging) P1950
Minimum width - 700mm. Maximum width - Dependant on side length.
Minimum drop - 200mm. Maximum drop - 3000mm.

RADIO MOTOR DOUBLE SHAFT 0.8NM (12V)

Available with the following blind types:

- Pleated Blind (Free-hanging) P1940
Minimum width - 700mm. Maximum width - Dependant on side length.
Minimum drop - 100mm. Maximum drop - 1700mm.
- Pleated Blind (Free-hanging) P1900
Minimum width - 413mm. Maximum width - 2200mm
Maximum drop - 2000mm.

MOTOR SPECIFICATION AND PRICE:

24mm DC TDBU Radio Motor 0.6Nm (12v)	£119.74
24mm DC TDBU Radio Motor 2 x 0.6Nm (12v)	£119.74
Radio Motor double shaft 0.8Nm (12v)	£65.69
12v Rechargeable battery powerpack	£34.09
Charger UK 12v	£11.47
15 Channel TDBU (Bi directional) remote (P1910, P1920, P1950)	£27.44
15 Channel remote- P1900/P1940	£32.48
1 Channel remote - P1900/P1940	£22.84
Solar Panel with casing	£28.96
Extension Lead 25cm	£2.56
Extension Lead 50cm	£2.63
Extension Lead 100cm	£2.71
Extension Lead 200cm	£2.85
Extension Lead 500cm	£3.40

Brel Home Hub	£88.70
---------------	--------

SOMFY MOTORS

These prices are not subject to discount

TILT 50 CENTRAL RTS (12V)/ZIGBEE TILT ONLY 50 WF (12V)

Available with the following blind types:

- 25mm aluminium venetian blind with Classic head rail.
Minimum width - 520mm. Maximum width - 2500mm.
Maximum drop - 3048mm.
- 35mm aluminium venetian blind with Classic head rail.
Minimum width - 520mm. Maximum width - 2500mm.
Maximum drop - 3048mm.
- 50mm Impressions Faux
Minimum width - 520mm. Maximum width - 2400mm
Maximum drop - 2438mm.
- 50mm aluminium venetian blind with Classic head rail.
Minimum width - 520mm. Maximum width - 2500mm.
Maximum drop - 3048mm.
- 50mm Impressions Wood
Minimum width - 520mm. Maximum width - 2400mm
Maximum drop - 2438mm.

MOTOR SPECIFICATION AND PRICE: RTS

Tilt 50 Central RTS (12v)	£54.86
External - Rechargeable Li-ion Battery	£35.19
Li-ion Charger	£8.28

MOTOR SPECIFICATION AND PRICE: ZIGBEE

Tilt Only 50 WF Zigbee	£55.52
Li-ION 2 USB-C External Battery	£35.55
Li-ION 2 USB-C Charger	£9.79

ROLL UP 24 WF RTS LI-ION/ZIGBEE ROLL UP 24 WF LI-ION

Available with the following blind types:

- Roller blind on 32mm tube.
Minimum blind width - 535mm. Maximum blind width - 2000mm.
Maximum blind drop - 2500mm.
- Blockout roller blind on 32mm tube.
Minimum blind width - 535mm. Maximum blind width - 2000mm.
Maximum blind drop - 2500mm.
- Cruze Softshade on 32mm tube
Minimum blind width - 550mm. Maximum blind width - 2000mm.
Maximum blind drop - 2000mm.

MOTOR SPECIFICATION AND PRICE: RTS

Roll Up 24 WF RTS Li-ion	£66.24
Li-ion charger	£8.28

MOTOR SPECIFICATION AND PRICE: ZIGBEE

Roll Up 24 Zigbee Li-ION 0.55NM	£67.09
Li-ION 2 USB-C Charger	£9.79

ROLL UP 28 RTS EXTERNAL BATTERY MOTOR

Available with the following blind types:

- Roller blind on 40mm tube.
Minimum blind width - 405mm. Maximum blind width - 3600mm.
Maximum blind drop - 4000mm.
- Vision blind on 40mm tube.
Minimum blind width - 405mm. Maximum blind width - 2200mm
Maximum blind drop - 2600mm.
- Duorol blind on 38mm tube.
Minimum blind width - 405mm. Maximum blind width - 2200mm.
Maximum blind drop - 2600mm.
- Trishade blind on 38mm tube.
Minimum blind width - 405mm. Maximum blind width - 2500mm.
Maximum blind drop - 2600mm.

MOTOR SPECIFICATION AND PRICE:

Roll up 28 RTS Battery Motor	£39.33
External - Rechargeable Li-ion Battery	£35.19
Li-ion Charger	£8.28

MOTORISATION

SOMFY MOTORS

These prices are not subject to discount

ROLL UP 28 WF RTS LI-ION 12V

Available with the following blind types:

- Roller blind on 40mm tube.
Minimum blind width - 650mm. Maximum blind width - 2400mm.
Maximum blind drop - 3962mm.
- Vision blind on 40mm tube.
Minimum blind width - 650mm. Maximum blind width - 2200mm.
Maximum blind drop - 2600mm.
- Duorol blind on 38mm tube.
Minimum blind width - 650mm. Maximum blind width - 2200mm.
Maximum blind drop - 2600mm.
- Trishade blind on 38mm tube.
Minimum blind width - 650mm. Maximum blind width - 2500mm.
Maximum blind drop - 2600mm.

MOTOR SPECIFICATION AND PRICE:

Roll up 28 WF RTS Li-Ion 12v	£39.33
Li-Ion charger	£8.28

SONESSE 28 RTS LI-ION/ZIGBEE SONESSE 28 LI-ION

Available with the following blind types:

- Vision blind on 40mm tube
Minimum blind width - 650mm. Maximum width - 2200mm
Maximum blind drop - 2500mm
- Roller blind on 40mm tube
Minimum blind width - 650mm, Maximum width - 2500mm,
Maximum blind drop - 2500mm
- Cruze Softshade on 40mm tube
Minimum blind width - 673mm. Maximum blind width - 2200mm.
Maximum blind drop - 2600mm.

MOTOR SPECIFICATION AND PRICE: RTS

Sonesse 28 RTS Li-Ion rechargeable motor	£81.77
Li-Ion charger	£8.28

MOTOR SPECIFICATION AND PRICE: ZIGBEE

Sonesse 28 Zigbee Li-Ion 2Nm	£83.38
Li-Ion 2 USB-C Charger	£9.79

SONESSE 30 RTS (24V)/ZIGBEE SONESSE 30 (24V)

Available with the following blind types:

- Roller blind on 40mm and 45mm tube
Minimum width - 500mm. Maximum width - 3600mm.
Maximum drop - 4000mm.
- Vision blind on 40mm tube.
Minimum width - 500mm. Maximum width 2200mm
Maximum drop - 2600mm.
- Duorol blind on 38mm tube.
Minimum width - 500mm. Maximum width - 2200mm.
Maximum drop - 2600mm.
- Trishade blind on 38mm tube.
Minimum width - 500mm. Maximum width - 2500mm.
Maximum drop - 2600mm.
- Cruze Softshade on 40mm tube
Minimum blind width - 605mm. Maximum blind width - 2200mm.
Maximum blind drop - 2600mm.

MOTOR SPECIFICATION AND PRICE: RTS

Sonesse 30 RTS (24v)	£146.97
1.5 DC power supply	£35.76
4.5 DC power supply	£115.51

MOTOR SPECIFICATION AND PRICE: ZIGBEE

Sonesse 30 24v Zigbee 2NM	£132.36
1.5 DC power supply	£35.76
4.5 DC power supply	£115.51

SOMFY MOTORS

These prices are not subject to discount

SONESSE ULTRA 30 WF RTS LI-ION MOTOR - 12V/ZIGBEE SONESSE ULTRA 30 WF LI-ION (12V)

Available with the following blind types:

- Roller blind on 40mm and 45mm tube
Minimum width - 705mm. Maximum width - 3600mm.
Maximum drop - 4000mm.
- Vision blind on 40mm tube.
Minimum width - 705mm. Maximum width 2200mm.
Maximum drop - 2600mm.
- Duorol blind on 38mm tube.
Minimum width - 705mm. Maximum width - 2200mm.
Maximum drop - 2600mm.
- Trishade blind on 38mm tube.
Minimum width - 705mm. Maximum width - 2500mm.
Maximum drop - 2600mm.
- Blockout roller blind on 40mm and 45mm tube
Minimum Width - 705mm. Maximum Width - 3600mm
Maximum drop - 4000mm
- Cruze Softshade on 40mm tube
Minimum blind width - 773mm. Maximum blind width - 2200mm.
Maximum blind drop - 2600mm

MOTOR SPECIFICATION AND PRICE: RTS

Sonesse Ultra 30 WF RTS Li-Ion Motor - 12v	£103.50
Li-Ion charger	£8.28

MOTOR SPECIFICATION AND PRICE: ZIGBEE

Sonesse Ultra 30 Zigbee Li-ION 2NM	£107.08
Li-ION 2 USB-C Charger	£9.79

SONESSE 40 RTS (230V)/ZIGBEE SONESSE 40 (230V)

Available with the following blind types:

- 25mm aluminium venetian blind with Classic head rail.
Minimum width - 650mm. Maximum width - 3048mm.
Maximum drop - 3048mm.
- 35mm aluminium venetian blind with Classic head rail.
Minimum width - 650mm. Maximum width 3048mm.
Maximum drop - 3048mm.
- 50mm aluminium venetian blind with Classic head rail.
Minimum width - 650mm. Maximum width 3048mm
Maximum drop - 3048mm.
- Roller Blinds on System 55 Honeycomb Tube
Translucent Material - Minimum width - 650mm.
Maximum width - 3657mm.
Maximum drop - 3962mm.
- Blackout Material - Minimum width - 650mm.
Maximum width - 3250mm.
Maximum drop - 3000mm.

MOTOR SPECIFICATION AND PRICE: RTS

Sonesse 40 RTS (240v) 3/30	£141.80
Sonesse 40 RTS (240v) 6/20	£142.83
Sonesse 40 RTS (240v) 9/12	£153.18

MOTOR SPECIFICATION AND PRICE: ZIGBEE

Sonesse 40 Zigbee 3/30	£163.18
Sonesse 40 Zigbee 6/20	£163.18
Sonesse 40 Zigbee 9/12	£163.18

MOTORISATION

SOMFY MOTORS

These prices are not subject to discount

SONESSE 40 WT (230V)

Available with the following blind types:

- 25mm aluminium venetian blind with Classic head rail.
Minimum width - 650mm. Maximum width 3048mm.
Maximum drop - 3048mm.
- 35mm aluminium venetian blind with Classic head rail.
Minimum width - 650mm. Maximum width 3048mm.
Maximum drop - 3048mm.
- 50mm aluminium venetian blind with Classic head rail.
Minimum width - 650mm. Maximum width 3048mm.
Maximum drop - 3048mm.
- Roller Blinds on System 55 Honeycomb Tube
Translucent Material - Minimum width - 650mm.
Maximum width - 3657mm.
Maximum drop - 3962mm.
- Blackout Material - Minimum width - 650mm.
Maximum width - 3250mm.
Maximum drop - 3000mm.

MOTOR SPECIFICATION AND PRICE:

Sonesse 40 WT (240v)	£88.89
----------------------	--------

LW25 B83 (24V)

Available with the following blind types:

- Pleated Blind/Perfect Fit® Pleated (Free-hanging)
Minimum width internal receiver - 663mm with maximum drop 1700mm. Maximum width 1500mm.
Minimum width internal receiver - 753mm with maximum drop 3700mm. Maximum width 1500mm.
Minimum width external receiver - 563mm with maximum drop 1700mm. Maximum width 1500mm.
Minimum width external receiver - 653mm with maximum drop 3700mm. Maximum width 1500mm.
- Pleated Blind (Tensioned)
Minimum width internal receiver - 680mm with maximum drop 1700mm. Maximum width 1500mm.
Minimum width internal receiver - 704mm with maximum drop 4000mm. Maximum width 1500mm.
Minimum width external receiver - 600mm with maximum drop 1700mm. Maximum width 1500mm.
Minimum width external receiver - 680mm with maximum drop 4000mm. Maximum width 1500mm.

MOTOR SPECIFICATION AND PRICE:

LW25 B83 (24v)	£57.95
1.5 DC power supply. For up to 2 blinds	£35.76
2.7 DC power supply. For up to 4 blinds	£64.45
4.5 DC power supply. For up to 7 blinds	£115.51
DC RTS receiver	£61.32
Integrated DC RTS	£52.55
2.5DC RTS combined receiver and power supply	£149.58
4 x 2.5 DC RTS combined receiver and power supply	£375.18

SOMFY MOTORS

These prices are not subject to discount

TILT & LIFT 25 WF RTS (12V)/ZIGBEE TILT & LIFT 25 WF (12V)

Available with the following blind types:

- Pleated Blind/Perfect Fit® Pleated (Free-hanging)
Minimum width - 413mm with maximum drop 2000mm.
Maximum width 2200mm.
Minimum width - 483mm with maximum drop 2500mm.
Maximum width 2200mm.
- Pleated Blind (Tensioned)
Minimum width - 600mm with maximum drop 1700mm. Maximum width 1500mm.
Minimum width - 680mm with maximum drop 4000mm. Maximum width 1500mm.

MOTOR SPECIFICATION AND PRICE:
RTS

Tilt & Lift 25 WF RTS	£60.03
External Rechargeable Li-ion Battery	£35.19
Li-ion Charger	£8.28

Perfect Fit® Only - Tilt & Lift 25 WF RTS with external Li-Ion battery pack small. Rechargeable sealed unit.	£75.93
Perfect Fit® Only - battery charger	£11.48

MOTOR SPECIFICATION AND PRICE:
ZIGBEE

Tilt & Lift 25 WF Zigbee	£80.45
Li-ION 2 USB-C External Battery	£35.55
Li-ION 2 USB-C Charger	£9.79

Perfect Fit® Only - Tilt & Lift 25 WF Zigbee with external Li-Ion battery pack small. Rechargeable sealed unit.	£95.90
Perfect Fit® Only - battery charger	£11.48

SOMFY MOTOR HANDSETS

These prices are not subject to discount

RTS

Situo 1 Variation RTS II handset Pure	£38.82
Situo 1 Variation RTS II handset Iron	£49.59
Situo 5 Variation RTS II handset Pure	£48.54
Situo 5 Variation RTS II handset Iron	£61.99
Situo 1 RTS II handset Pure	£23.02
Situo 1 RTS II handset Iron	£31.88
Situo 1 RTS II handset Natural	£31.88
Situo 1 RTS II handset Arctic	£31.88
Situo 5 RTS II handset Pure	£37.09
Situo 5 RTS II handset Iron	£46.44
Situo 5 RTS II handset Natural	£46.44
Situo 5 RTS II handset Arctic	£46.44
Telis 6 RTS Chronis handset Pure	£133.57
Telis 6 RTS Chronis handset Silver	£144.88
Telis 16 RTS handset Pure	£120.58
Telis 16 RTS handset Silver	£126.81

ZIGBEE

YSIA 1 Zigbee	£23.24
YSIA 5 Zigbee	£37.09
YSIA Variation 1 Zigbee	£37.83
YSIA Variation 5 Zigbee	£45.25
Solar Panel Li-ION 2 USB-C	£29.99

HUB

Somfy TaHoma Switch	£132.69
---------------------	---------

MOTORISATION

DECORA MOTORS

These prices are not subject to discount

CRUZE MOTOR

Available with the following blind types:

- Roller blind on 32mm and 40mm Roller Tube
32mm Tube
Minimum blind width - 555mm. Maximum blind width - 2500mm.
Maximum blind drop - 2500mm. (Maximum of 4 Square Meters)
- 40mm Tube
Minimum blind width - 650mm. Maximum blind width - 3000mm.
Maximum blind drop - 3000mm. (Maximum of 8 Square Meters)

MOTOR SPECIFICATION AND PRICE:

Unless otherwise stated you will receive a 32mm Cruze battery motor, a motor charger and a remote control.

Cruze 12v DC Li-ION integrated Battery Motor (32mm)	£51.80
Cruze 12v DC Li-ION integrated Battery Motor (40mm)	£66.60
Cruze Motor Charger	£8.64
Cruze 4 + 1 Channel RTS Remote Control	£12.33

HUB

Cruze Connectivity Kit	£64.13
------------------------	--------

STELOR MOTORS

These prices are not subject to discount

SR22 LITHIUM RECHARGEABLE BATTERY MOTOR - 0.5NM

Available with the following blind types:

- Roller blind on 32mm tube
Minimum blind width - 480mm. Maximum blind width - 2000mm.
Maximum blind drop - 2000mm.
- Roller Blind with No Drill System 32mm tube
Minimum blind width - 505mm. Maximum blind width 1800mm*
Maximum blind drop - 2200mm*
*Maximum width and drop are fabric dependant
- Vision blind on 32mm tube
Minimum blind width - 480mm. Maximum blind width - 2000mm.
Maximum blind drop - 2000mm.
- Blockout Roller blind on 32mm tube
Minimum blind width - 480mm. Maximum blind width - 2000mm.
Maximum blind drop - 2000mm.
- Cruze Softshade on 32mm tube
Minimum blind width - 480mm. Maximum blind width - 2000mm.
Maximum blind drop - 2000mm.

MOTOR SPECIFICATION AND PRICE:

Unless otherwise stated you will receive a SR25 Lithium battery motor, a motor charger and a remote control.

SR22 0.5NM Motor	£40.37
Single Channel Remote - White	£9.32
Single Channel Remote - Black	£9.32
6 Channel Remote - White	£11.39
6 Channel Remote - Black	£11.39
Solar Panel	£23.29
Charger	£9.32

SR25 LITHIUM RECHARGEABLE BATTERY MOTOR - 1.8NM

Available with the following blind types:

- Roller blind on 40/45mm tube
Minimum blind width - 525mm. Maximum blind width - 3000mm.
Maximum blind drop - 3500mm.
- Vision blind on 40mm tube
Minimum blind width - 525mm. Maximum blind width - 2200mm.
Maximum blind drop - 2600mm.
- Blockout Roller blind on 40/45mm tube
Minimum blind width - 525mm. Maximum blind width - 3000mm.
Maximum blind drop - 3500mm.
- Tri Shade blind on 40mm tube (70mm Full Fascia)
Minimum blind width - 525mm. Maximum blind width - 2500mm.
Maximum blind drop - 2600mm.
- Cruze Softshade on 40mm tube
Minimum blind width - 525mm. Maximum blind width - 2200mm.
Maximum blind drop - 2600mm.

MOTOR SPECIFICATION AND PRICE:

Unless otherwise stated you will receive a SR25 Lithium battery motor, a motor charger and a remote control.

SR25 1.8NM Motor	£46.58
Single Channel Remote - White	£9.32
Single Channel Remote - Black	£9.32
6 Channel Remote - White	£11.39
6 Channel Remote - Black	£11.39
Solar Panel	£23.29
Charger	£9.32





CHILD SAFETY & TROPICAL TERMS & CONDITIONS

Child Safety	150
Tropical Terms and Conditions	151-155

CHILD SAFETY STATEMENT



CHILD SAFETY

Unless you advise us to the contrary, Tropical Blinds Limited will assume that blinds ordered are to be installed in premises where children aged 0 - 42 months are likely to have access or be present, and that the installation height is not known. Therefore, all blinds will be supplied in compliance with the child safety requirements of EN13120.

Within this mandated standard, it is stated that for blinds with an operating loop with a breakaway device, the cord/chain length will be less than or equal to two thirds of the drop of the blind.

For blinds with an operating loop and a fixed tensioning device (cord tidy) and blinds with pull cords, the cord/chain length will be less than or equal to 1 metre, this is for blinds up to 2.5m drop. For blinds with a drop greater than 2.5m the control length will be less than or equal to the drop of the blind minus 1.5m.

All of our blinds are either inherently safe (as noted in red within the product specification in our price list), or supplied with a warning notice(s) and a compliant safety device(s). Safety devices are supplied with all mandated warning notices. All packaging will carry the relevant safety warning and all orders will come with product instructions which should be left with the consumer.

It is important to note that all of our blinds will be supplied with an identity label secured to the blind. This will state our order number, your name and order number/reference, and the blind specification. It is important that this label is not removed from the blind as it is a requirement of EN13120 that this is left on the blind. This is for the purpose of traceability.

If you require blinds which are **not** intended to be installed in premises where children aged 0-42 months are likely to have access or be present, we would require a signed declaration from you stating that 'these products are intended to be installed in premises where young children are not likely to have access'. However, we strongly advise that all blinds are supplied according to the child safety requirements of EN13120 to ensure optimum safety.

Please note that the view of the regulators is that child safety compliance is required in ALL homes and ALL public buildings.

In purchasing your blinds from Tropical Blinds Limited, you accept the following conditions:

1. We will only supply blinds which conform to the child safety requirements of EN13120 ("Safety Codes"). The Safety Codes do not apply to blinds which are to be installed in commercial buildings where it is unlikely that a young child will come into contact with them. Should any order you place with us be for such blinds and as a result you require that they vary in any material aspect or particular respect from blinds which comply with the Safety Codes, then;
 - (i) You must stipulate clearly that this is the case at the time of order and also make it clear your particular requirements for the blinds as a result; and
 - (ii) you must confirm that the blinds are to be installed in a commercial building as far as you can reasonably ascertain, having carried out your own risk assessment and that as such a child is unlikely to be exposed to the blind/s once installed; and
 - (iii) The assessment as to whether a child is likely to come into contact with the blind/s is solely for your determination. We will not accept any responsibility or liability for the same whatsoever.
2. If you should fail to provide the confirmation and details required pursuant to clause 1(i) or (ii) above then the blinds we supply shall comply with the Safety Codes and you shall not be entitled to reject the same nor raise any requisition in relation to the same in the event that the blind/s do not subsequently meet the purpose for which you intended.

TROPICAL BLINDS LIMITED TERMS AND CONDITIONS

The Customer's attention is particularly drawn to the provisions of clause 10 (limitation of liability) and clause 7.3 (compliance with the Regulations).

1. DEFINITIONS AND INTERPRETATION

The following definitions and rules of interpretation apply in these Conditions.

1.1 DEFINITIONS

Conditions: these terms and conditions as amended from time to time in accordance with Clause 13.6.

Contract: the contract between the Supplier and the Customer for the supply of Goods and/or Services in accordance with these Conditions.

Customer: the person or firm who places an Order for the Goods and/or Services from the Supplier.

Delivery Location: has the meaning given in Clause 4.2.

Force Majeure Event: events, circumstances or causes beyond a party's reasonable control.

Goods: the goods (or any part of them) set out in the Order Form.

Goods Specification: any specification for the Goods, including any relevant plans or drawings, that is agreed by the Customer and the Supplier.

Order: the Customer's order for the supply of Goods and/or Services, as set out on the Order Form.

Order Form: the document which sets out the details of the Order (whether in paper or electronic form).

Regulations: the General Product Safety Regulations 2005.

Services: the services supplied by the Supplier to the Customer as set out in the Order Form (together with any other services that the Supplier agrees to provide to the Customer)

Supplier: Tropical Blinds Limited, a company registered in England and Wales with company number 3184810 whose address is Units 6 & 7 Five Arches Business Estate, off Maidstone Road, Sidcup, Kent DA14 5AE, trading as Tropical Blinds Limited.

1.2 Interpretation

(a) A person includes a natural person, corporate or unincorporated body (whether having separate legal personality or not).

(b) A reference to a statute or statutory provision is a reference to it as amended or re-enacted. A reference to a statute or statutory provision includes all subordinate legislation made under that statute or statutory provision.

(c) A reference to writing or written excludes fax but includes email.

2. BASIS OF CONTRACT

2.1 The Order constitutes an offer by the Customer to purchase the Goods or Goods and Services set out in the Order Form in accordance with these Conditions.

2.2 The Order shall be deemed to be accepted when the Supplier issues an Order Acknowledgement; at which point, and on which date the Contract shall come into existence. Where the Customer has requested not to be sent an Order Acknowledgement, the order is accepted as soon as it is received by the Supplier.

2.3 Any samples, drawings, descriptive matter or advertising issued by the Supplier and any descriptions of the Goods or illustrations or descriptions of the Services contained in the Supplier's catalogues or brochures are issued or published for the sole purpose of giving an approximate idea of the Services and/or Goods described in them. They shall not form part of the Contract nor have any contractual force.

2.4 These Conditions apply to the Contract to the exclusion of any other terms that the Customer seeks to impose or incorporate, or which are implied by law, trade custom, practice or course of dealing.

2.5 Any quotation given by the Supplier shall not constitute an offer and is only valid for a period of 30 days from its date of issue.

2.6 All of these Conditions shall apply to the supply of both Goods and Services except where application to one or the other is specified.

3. GOODS

3.1 The Goods are described in the Order Form.

3.2 To the extent that the Goods are to be manufactured in accordance with a Goods Specification supplied by the Customer, the Customer shall indemnify the Supplier against all liabilities, costs, expenses, damages and losses (including any direct, indirect or consequential losses, loss of profit, loss of reputation and all interest, penalties and legal costs and all other reasonable professional costs and expenses) suffered or incurred by the Supplier arising out of or in connection with any claim made against the Supplier for actual or alleged infringement of a third party's intellectual property rights arising out of or in connection with the Supplier's use of the Goods Specification. This Clause 3.2 shall survive termination of the Contract.

3.3 The Supplier reserves the right to amend the Goods if required by any applicable statutory or regulatory requirement, and the Supplier shall notify the Customer in any such event.

4. DELIVERY OF GOODS

4.1 The Supplier shall ensure that each delivery of the Goods is accompanied by a delivery note or identification label which shows the date of the Order, customer order reference and sales order number.

4.2 The Supplier shall deliver the Goods to the location set out in the Order Form or such other location as the parties may agree (Delivery Location) at any time whether before or after the Contract is entered into between the parties.

4.3 Delivery of the Goods shall be completed on the completion of unloading of the Goods at the Delivery Location.

4.4 Any dates quoted for delivery of the Goods are approximate only, and the time of delivery is not of the essence. If no date for delivery is specified in the Order Form the Supplier shall deliver the Goods within a reasonable time frame. The Supplier shall not be liable for any delay in delivery of the Goods or Services that is caused by a Force Majeure Event or the Customer's failure to provide the Supplier with adequate delivery instructions or any other instructions that are relevant to the supply of the Goods or Services.

4.5 If the Supplier fails to deliver the Goods, its liability shall be limited to the costs and expenses incurred by the Customer in obtaining replacement goods of similar description and quality in the cheapest market available, less the price of the Goods. The Supplier shall have no liability for any failure to deliver the Goods to the extent that such failure is caused by a Force Majeure Event, the Customer's failure to provide the Supplier with adequate delivery instructions for the Goods or any relevant instruction related to the supply of the Goods.

TROPICAL BLINDS LIMITED TERMS AND CONDITIONS

4.6 If the Customer fails to accept delivery of the Goods within three Business Days of the Supplier notifying the Customer that the Goods are ready, then except by the Supplier's failure to comply with its obligations under the Contract in respect of the Goods:

(a) delivery of the Goods shall be deemed to have been completed at 9.00 am on the third day following the day on which the Supplier notified the Customer that the Goods were ready; and

(b) the Supplier shall store the Goods until delivery takes place and charge the Customer for all related costs and expenses (including insurance).

4.7 In the event of a failed delivery of the Goods because of the Customer refusing to accept delivery of the same, the Supplier shall be entitled to charge the Customer for the additional cost incurred because of the failed delivery.

4.8 If twenty Business Days after the day on which the Supplier notified the Customer that the Goods were ready for delivery the Customer has not accepted delivery of them, the Supplier may resell or otherwise dispose of part or all the Goods and after deducting reasonable storage and costs of sale, charge the Customer for any shortfall below the price of the Goods.

4.9 The Supplier may deliver the Goods by instalments, which shall be invoiced and paid for separately. Each instalment shall constitute a separate contract. Any delay in delivery or defect in an instalment shall not entitle the Customer to cancel any other instalment.

5. QUALITY OF GOODS

5.1 The Supplier warrants that on delivery, and for a period of 12 months from the date of delivery (Warranty Period), the Goods shall:

(a) conform in all material respects with their description or Goods Specification;

(b) be free from material defects in design, material and workmanship; and

(c) be of satisfactory quality (within the meaning of the Sale of Goods Act 1979).

5.2 Subject to Clause 5.3, the Supplier shall, at its option, repair or replace the defective Goods, or refund the price of the defective Goods in full if:

(a) the Customer gives notice in writing during the Warranty Period within a reasonable time of discovery that some or all of the Goods do not comply with the warranty set out in Clause 5.1;

(b) the Supplier is given a reasonable opportunity of examining such Goods; and

(c) the Customer (if asked to do so by the Supplier) returns such Goods to the Supplier's place of business at the Supplier's cost.

5.3 The Supplier shall not be liable for the Goods' failure to comply with the warranty in Clause 5.1 if:

(a) the Customer makes any further use of such Goods after giving a notice in accordance with Clause 5.2(a);

(b) the defect arises because the Customer failed to follow the Supplier's oral or written instructions as to the installation, commissioning, use or maintenance of the Goods or good trade practice;

(c) the defect arises as a result of the Supplier following any drawing, design or Goods Specification supplied by the Customer;

(d) the Customer alters or repairs such Goods without the written consent of the Supplier;

(e) the defect arises as a result of fair wear and tear, wilful damage, or negligence; or

(f) the Goods differ from their description as a result of changes made to ensure they comply with applicable statutory or regulatory standards.

5.4 Except as provided in this Clause 5, the Supplier shall have no liability to the Customer in respect of the Goods' failure to comply with the warranty set out in Clause 5.1.

5.5 The terms of these Conditions shall apply to any repaired or replacement Goods supplied by the Supplier.

5.6 The terms implied by sections 13 to 15 of the Sale of Goods Act are, to the fullest extent permitted by law, excluded from the Contract.

6. TITLE AND RISK

6.1 The risk in the Goods shall pass to the Customer on completion of delivery.

6.2 Title to the Goods shall not pass to the Customer until the earlier of:

(a) the Supplier receives payment in full (in cash or cleared funds) for the Goods and any other goods that the Supplier has supplied to the Customer in respect of which payment has become due, in which case title to the Goods shall pass at the time of payment of all such sums; or

(b) the Customer resells the Goods in the ordinary course of its business in which case title to the Goods shall pass to the Customer at the time specified in Clause 6.4.

6.3 Until title to the Goods has passed to the Customer, the Customer shall:

(a) store the Goods separately from all other goods held by the Customer so that they remain readily identifiable as the Supplier's property;

(b) not remove, deface or obscure any identifying mark or packaging on or relating to the Goods;

(c) maintain the Goods in satisfactory condition and keep them insured against all risks for their full price on the Supplier's behalf from the date of delivery;

(d) notify the Supplier immediately if it becomes subject to any of the events listed in Clause 11.1; and

(e) give the Supplier such information relating to the Goods as the Supplier may require from time to time.

6.4 Subject to Clause 6.5, the Customer may resell or use the Goods in the ordinary course of its business (but not otherwise) before the Supplier receives payment for the Goods. However, if the Customer resells the Goods before the Supplier receives full payment:

(a) it does so as principal and not as the Supplier's agent; and

(b) title to the Goods shall pass from the Supplier to the Customer immediately before the time at which resale by the Customer occurs.

6.5 At any time before title to the Goods passes to the Customer, the Supplier may:

(a) by notice in writing, terminate the Customer's right under Clause 6.4 to resell the Goods or use them in the ordinary course of its business; and

TROPICAL BLINDS LIMITED TERMS AND CONDITIONS

(b) require the Customer to deliver up all Goods in its possession that have not been resold, or irrevocably incorporated into another product and if the Customer fails to do so promptly, enter any premises of the Customer or of any third party where the Goods are stored in order to recover them.

7. SUPPLY OF SERVICES

7.1 The Supplier shall supply the Services to the Customer in accordance with the Order Form in all material respects.

7.2 The Supplier shall use all reasonable endeavours to meet any performance dates for the Services specified in the Order Form, but any such dates shall be estimates only and time shall not be of the essence for the performance of the Services.

7.3 The Supplier reserves the right to amend the Services if necessary to comply with any applicable law or regulatory requirement, and in particular:

(a) the parties note and agree that the Supplier must conform with the Regulations;

(b) if the Regulations provide that the Supplier must fit an appropriate safety device when it is performing the Services to ensure compliance then this must be fitted;

(c) in the event that the Customer should prevent or refuse to allow the Supplier to fit the required safety device, the Supplier shall be entitled to terminate the Contract for the provision of all or part of the Services without being liable to the Customer for the termination;

(d) the Customer shall remain liable for payment in full to the Supplier for the price of the Goods and for the price for the Services (notwithstanding that the Supplier has been unable to complete the same); and

(e) the parties acknowledge and agree that the provisions of this Clause 7.3 are reasonable given the Supplier's obligations under the Regulations.

7.4 The Supplier warrants to the Customer that the Services will be provided using reasonable care and skill.

8. CUSTOMER'S OBLIGATIONS

8.1 The Customer shall:

(a) ensure that the terms of the Order are complete and accurate;

(b) co-operate with the Supplier in all matters relating to the Services, including the provisions of Clause 7.3(b);

(c) provide the Supplier, its employees, agents and subcontractors, with access to the Customer's premises as reasonably required by the Supplier to provide the Services;

(d) provide the Supplier with such information and materials as the Supplier may reasonably require in order to supply the Services, and ensure that such information is complete and accurate in all material respects;

(e) prepare the Customer's premises for the supply of the Services;

(f) obtain and maintain all necessary licences, permissions and consents which may be required for the Services before the date on which the Services are to start;

(g) comply with all applicable laws, including health and safety laws; and

(h) keep all materials, equipment, documents and other property of the Supplier (Supplier Materials) at the Customer's premises in safe custody at its own risk, maintain the Supplier Materials in good condition until returned to the Supplier, and not dispose of or use the Supplier Materials other than in accordance with the Supplier's written instructions or authorisation.

8.2 If the Supplier's performance of any of its obligations under the Contract is prevented or delayed by any act or omission by the Customer or failure by the Customer to perform any relevant obligation (Customer Default):

(a) without limiting or affecting any other right or remedy available to it, the Supplier shall have the right to suspend performance of the Contract until the Customer remedies the Customer Default, and to rely on the Customer Default to relieve it from the performance of any of its obligations in each case to the extent the Customer Default prevents or delays the Supplier's performance of any of its obligations;

(b) the Supplier shall not be liable for any costs or losses sustained or incurred by the Customer arising directly or indirectly from the Supplier's failure or delay to perform any of its obligations as set out in this Clause 8.2; and

(c) the Customer shall reimburse the Supplier on written demand for any costs or losses sustained or incurred by the Supplier arising directly or indirectly from the Customer Default.

9. CHARGES AND PAYMENT

9.1 The Supplier makes every effort to ensure that any prices detailed in its sales literature or on its website are correct but in the event that it should find that they are not, and as a result that the price on the Order Form is incorrect, then notwithstanding that the Contract may have been entered into shall be entitled to terminate the same by notice to the Customer without being responsible for damages as a result of such termination provided the Supplier gives the Customer the option of re-confirming the Contract for the correct price.

9.2 The Supplier reserves the right to increase the price of the Goods, by giving notice to the Customer at any time before delivery, to reflect any increase in the cost of the Goods to the Supplier that is due to any request by the Customer to change the delivery date(s), quantities or types of Goods ordered, or the Goods Specification or any delay caused by any instructions of the Customer in respect of the Goods or failure of the Customer to give the Supplier adequate or accurate information or instructions in respect of the Goods.

9.3 In respect of Goods, the Supplier shall invoice the Customer on or at any time after completion of delivery. In respect of Services, the Supplier shall invoice the Customer on completion of the Services.

9.4 The Customer shall pay each invoice submitted by the Supplier:

(a) within 20 days of the last day of the month of invoice or in accordance with any credit terms agreed by the Supplier and confirmed in writing to the Customer;

(b) in full and in cleared funds to a bank account nominated in writing by the Supplier.

9.5 At all times the time for payment shall be of the essence of the Contract.

TROPICAL BLINDS LIMITED TERMS AND CONDITIONS

9.6 All amounts payable by the Customer under the Contract are exclusive of amounts in respect of value added tax chargeable from time to time (VAT). Where any taxable supply for VAT purposes is made under the Contract by the Supplier to the Customer, the Customer shall, on receipt of a valid VAT invoice from the Supplier, pay to the Supplier such additional amounts in respect of VAT as are chargeable on the supply of the Services or Goods at the same time as payment is due for the supply of the Services or Goods.

9.7 If the Customer fails to make a payment due to the Supplier under the Contract by the due date, then, without limiting the Supplier's remedies under Clause 11 (Termination), the Customer may be liable to pay interest on the overdue sum from the due date until payment of the overdue sum, whether before or after judgment. Interest under this Clause 9.7 will accrue each day at 4% a year above the Bank of England's base rate from time to time, but at 4% a year for any period when that base rate is below 0%.

9.8 All amounts due under the Contract shall be paid in full without any set-off, counterclaim, deduction or withholding (other than any deduction or withholding of tax as required by law).

10. LIMITATION OF LIABILITY: THE CUSTOMER'S ATTENTION IS PARTICULARLY DRAWN TO THIS CLAUSE.

10.1 The restrictions on liability in this Clause 10 apply to every liability arising under or in connection with the Contract including liability in contract, tort (including negligence), misrepresentation, restitution or otherwise.

10.2 Neither party may benefit from the limitations and exclusions set out in this clause in respect of any liability arising from its deliberate default.

10.3 Nothing in the Contract limits any liability which cannot legally be limited, including liability for:

- (a) death or personal injury caused by negligence;
- (b) fraud or fraudulent misrepresentation;
- (c) breach of the terms implied by section 12 of the Sale of Goods Act 1979 or section 2 of the Supply of Goods and Services Act 1982 (title and quiet possession); and
- (d) defective products under the Consumer Protection Act 1987.

10.4 Subject to Clause 10.3, the Supplier's total liability to the Customer shall not exceed 100% of the invoice value.

10.5 Subject to Clause 10.3, the following types of loss are wholly excluded from the Contract:

- (a) loss of profits;
- (b) loss of sales or business;
- (c) loss of agreements or contracts;
- (d) loss of anticipated savings;
- (e) loss of or damage to goodwill; and
- (f) indirect or consequential loss.

10.6 Neither party shall be in breach of the Contract or otherwise liable for any failure or delay in the performance of its obligations if such delay or failure results from a Force Majeure Event. The time for performance of such obligations shall be extended accordingly. If the period of delay or non-performance continues for 12 months, the party not affected may terminate the Contract by giving written notice to the affected party.

10.7 The Supplier has given commitments as to compliance of the Goods and Services with relevant specifications in Clause 5 and Clause 7. In view of these commitments, the terms implied by sections 13 to 15 of the Sale of Goods Act 1979 and sections 3, 4 and 5 of the Supply of Goods and Services Act 1982 are, to the fullest extent permitted by law, excluded from the Contract.

10.8 This Clause 10 shall survive termination of the Contract.

11. TERMINATION

11.1 Without affecting any other right or remedy available to it, either party may terminate the Contract with immediate effect by giving notice to the other party if:

- (a) the other party commits a material breach of its obligations under the Contract;
- (b) the other party takes any step or action in connection with its entering administration, provisional liquidation or any composition or arrangement with its creditors (other than in relation to a solvent restructuring), being wound up (whether voluntarily or by order of the court, unless for the purpose of a solvent restructuring), having a receiver appointed to any of its assets or ceasing to carry on business; or
- (c) the other party suspends, or threatens to suspend, or ceases or threatens to cease to carry on all or a substantial part of its business;
- (d) the party, being an individual, has a petition for his or her bankruptcy presented to the court; or
- (e) the other party's financial position deteriorates so far as to reasonably justify the opinion that its ability to give effect to the terms of the Contract is in jeopardy.

11.2 Without affecting any other right or remedy available to it, the Supplier may terminate the Contract with immediate effect by giving written notice to the Customer if the Customer fails to pay any amount due under the Contract on the due date for payment.

12. CONSEQUENCES OF TERMINATION

12.1 On termination of the Contract:

- (a) the Customer shall immediately pay to the Supplier all of the Supplier's outstanding unpaid invoices and interest (where applicable) and, in respect of Services and Goods supplied but for which no invoice has been submitted, the Supplier shall submit an invoice, which shall be payable by the Customer immediately on receipt;
- (b) the Customer shall return all of the Supplier Materials and any Goods which have not been fully paid for. If the Customer fails to do so, then the Supplier may enter the Customer's premises and take possession of them. Until they have been returned, the Customer shall be solely responsible for their safe keeping and will not use them for any purpose not connected with this Contract.

12.2 Termination of the Contract shall not affect any rights, remedies, obligations and liabilities of the parties that have accrued up to the date of termination, including the right to claim damages in respect of any breach of the Contract which existed at or before the date of termination.

12.3 Any provision of the Contract that expressly or by implication is intended to have effect after termination shall continue in full force and effect.

13. GENERAL

13.1 Assignment and other dealings

(a) The Supplier may at any time assign or subcontract any or all of its rights and obligations under the Contract.

(b) The Customer shall not assign or deal in any other manner with any of its rights and obligations under the Contract.

13.2 Severance. If any provision or part-provision of the Contract or these Conditions is or becomes invalid, illegal or unenforceable, it shall be deemed modified to the minimum extent necessary to make it valid, legal and enforceable. If such modification is not possible, the relevant provision or part-provision shall be deemed deleted. Any modification to or deletion of a provision or part-provision under this Clause 13.2 shall not affect the validity and enforceability of the rest of the Contract.

13.3 Waiver. A waiver of any right or remedy under the Contract or by law is only effective if given in writing and shall not be deemed a waiver of any subsequent right or remedy. A failure or delay by a party to exercise any right or remedy provided under the Contract or by law shall not constitute a waiver of that or any other right or remedy, nor shall it prevent or restrict any further exercise of that or any other right or remedy. No single or partial exercise of any right or remedy provided under the Contract or by law shall prevent or restrict the further exercise of that or any other right or remedy.

13.4 Entire agreement.

(a) The Contract constitutes the entire agreement between the parties and supersedes and extinguishes all previous agreements, promises, assurances, warranties, representations and understandings between them, whether written or oral, relating to its subject matter.

(b) Each party acknowledges that in entering into the Contract it does not rely on, and shall have no remedies in respect of any statement, representation, assurance or warranty (whether made innocently or negligently) that is not set out in the Contract. Each party agrees that it shall have no claim for innocent or negligent misrepresentation based on any statement in the Contract.

13.5 Third party rights.

Unless it expressly states otherwise, the Contract does not give rise to any rights under the Contracts (Rights of Third Parties) Act 1999 to enforce any term of the Contract.

13.6 Variation. Except as set out in these Conditions, no variation of the Contract shall be effective unless it is agreed in writing and signed by the parties (or their authorised representatives).

13.7 Governing law. The Contract and any dispute or claim (including non-contractual disputes or claims) arising out of or in connection with it or its subject matter or formation shall be governed by and construed in accordance with the law of England, Wales, Scotland and Northern Ireland.

13.8 Jurisdiction. Each party irrevocably agrees that the courts of England, Wales, Scotland and Northern Ireland shall have exclusive jurisdiction to settle any dispute or claim (including non-contractual disputes or claims) arising out of or in connection with the Contract or its subject matter or formation.



INTERIOR SHUTTERS

INTERIOR SHUTTERS

AUSTIN

£161 / Sqm

Paulownia Wood

NEWPORT

£177 / Sqm

Poplar Wood

DULWICH

£182 / Sqm

PVC with aluminium core

SURCHARGE ITEMS:

Invisitilt +10%

Stained Finishes + 20% (only available in Austin range)

Craft Shutters + 15% (only available in Austin range)

Dual Closure - + 10% uplift

Battens - Prices configured on Tropical Shutters order system. (£3747 /cbm). Triangular battens are double the cost of standard rectangular battens.

Custom Posts + 5% (Standard Bay posts of 90 & 135 degrees at no additional charge).

Solid Panel Shutters + 10%

Half Solid / Half Louvre Shutters + 10% uplift

French Door Cut-Outs - + £100 per panel.

Custom Colour - £118 /per colour

Bi-Fold Track £41 / linear metre

Bi-Pass Track £41 / linear metre

SHAPED SHUTTERS - (only available in Austin and Newport ranges)

Standard SQM price applies plus uplifts below:

+ £118 for up to 2 shaped panels then £59 per additional shaped panel.

+ £37 for non-standard / template shutters.

SHUTTERS WITH CELLULAR BLINDS

+ £6 / SQM for Cellular frame

TENSIONED HONEYCOMB BLACKOUT BLIND

Benthin Pleated System / Honeycomb fabric swatch available.

Width mm							
Drop mm	600	750	900	1050	1200	1350	1500
700	46.61	52.84	61.62	67.90	76.40	86.61	92.81
1000	54.76	62.69	73.33	81.30	91.68	103.78	111.67
1300	62.92	72.51	85.01	94.67	106.98	120.91	130.52
1600	71.07	82.38	96.76	108.13	122.27	138.08	149.41
1900	79.20	92.23	108.49	121.54	137.54	155.23	168.25
2200	87.39	102.11	120.23	135.01	152.88	172.41	187.12
2500	95.52	111.96	131.93	148.40	168.13	189.56	205.97

MOTORISED HONEYCOMB BLACKOUT BLIND

Powered by Somfy motor with rechargeable lithium ion battery.

Width mm									
Drop mm	600	800	1000	1200	1400	1600	1800	2000	2200
800	145.04	154.80	163.22	171.62	181.41	189.83	198.26	208.39	219.42
1000	150.23	161.65	171.59	181.56	193.00	203.00	212.94	224.73	237.33
1200	155.49	168.44	179.95	191.52	204.57	216.14	227.61	241.02	255.27
1400	160.75	175.30	188.37	201.54	216.17	229.32	242.36	257.39	273.27
1600	165.89	182.10	196.77	211.49	227.76	242.49	256.99	273.73	291.18
1800	171.12	188.86	205.14	221.35	239.25	255.50	271.58	289.92	308.97
2000	176.32	195.70	213.55	231.33	250.84	268.73	286.34	306.33	326.99
2200	181.51	202.51	221.88	241.23	262.44	281.87	301.02	322.65	344.90
2400	186.77	209.36	230.33	251.20	274.03	295.06	315.76	339.03	362.89
2600	191.87	216.09	238.60	261.10	285.54	308.13	330.36	355.27	380.74

MOTORISED ROLLER BLIND

Powered by Cruze motor with rechargeable lithium ion battery.

Width mm								
Drop mm	609	813	1016	1219	1423	1626	1829	2000
914	80.35	84.53	85.74	91.54	97.33	103.12	108.90	114.69
1219	83.47	88.41	90.01	96.65	103.29	109.94	116.60	123.24
1524	86.64	92.28	94.24	101.75	109.28	116.79	124.25	131.79
1828	89.76	96.18	98.49	106.85	115.21	123.59	131.97	140.35
2133	92.91	100.05	102.70	111.96	121.18	130.41	139.65	148.92
2438	96.02	103.91	106.93	117.03	127.15	137.27	147.37	157.48
2500	99.12	107.78	111.20	125.76	133.13	144.13	155.09	166.02

INTERIOR SHUTTERS

MAYFAIR

£174 / Sqm

UK Made Painted PVC

BATTERSEA

£158 / Sqm

UK Made Unpainted PVC

SURCHARGE ITEMS:

Tier On Tier + 20%

Build Out Frame + 20%

Stainless Steel Hinges + 10%

SURCHARGE ITEMS (MAYFAIR ONLY):

Cover Strip Frames (Mayfair only) £12 / Sqm

Invisitilt + 15%

TRIM:

17 x 17mm (Light Block) £3.10 / LM

20mm x 3.4mm £1.05 / LM

35mm x 3.4mm £1.05 / LM

50mm x 3.4mm £1.05 / LM

Deco Inset Trim £ 4.65 / LM

BATTEN:

38 x 55mm £13 / LM

Bay Post Triangular Batten £16.05 / LM

Custom Batten Size £15.05 / LM

TERMS AND CONDITIONS

1: ONLINE ORDERING INFORMATION

- 1.1: Please ensure that all sizes and options have been entered accurately before you submit your order. Once the order has been submitted it can no longer be altered. No responsibility will be accepted by Tropical Blinds Ltd., for incorrectly entered orders.
- 1.2: If required, we can produce a technical drawing of your Shutter/s prior to manufacture, simply tick the box provided on the website. Once the drawing has been approved by you and submitted Tropical Blinds will accept no responsibility for any errors.
- 1.3: Please provide all measurements from left to right and for Midrails and Control Splits from the bottom up.
- 1.4: No deductions are made when ordering your shutters, so you will need to make your own allowances.

2: REMAKES AND DAMAGED DELIVERIES

- 2.1: Faults are benchmarked at a visible distance of 1 metre with the naked eye.
- 2.2: All our Shutters are handmade and therefore will display characteristics of a handmade process. In particular small knots and grain patterns are natural and not considered imperfections. Uneven light gaps between louvres are unavoidable and a shutter should not be sold as a blackout solution. If a room darkening product is required, please purchase our cellular blind shutter option.
- 2.3: Colours may vary slightly between dye batches. Shutters for the same installation should be ordered together to avoid variations in colour. Colours may vary slightly from colour samples.
- 2.4: Any damaged deliveries must be signed for as 'damaged' at the time of delivery. Neither Tropical Blinds nor the carrier company can be held responsible for goods that have been damaged in transit but accepted and signed for as received in good condition.
- 2.5: Any marks or damages should be reported as soon as possible, with photographic evidence provided. **Photos must be taken as soon as the shutter comes out of the packaging so we can confirm that the damage was not caused during installation.** If a claim is made once the Shutter/s have been installed, no responsibility will be taken by Tropical Blinds Ltd.
- 2.6: If something is the wrong size please take photos with a tape measure showing the problem clearly.
- 2.7: If photographs are not submitted we will not be to cover the cost of any remake.
- 2.8: Tropical Blinds Ltd., do not offer compensation under any circumstances. If a remake of a certain part of a Shutter is required due to a manufacturing error, Tropical Blinds will remake the item and send it on the next available shipment. Any costs associated for time and labour spent to put this right by the customer is entirely their responsibility.

3: TOLERANCES

- 3.1: We have a manufacturing tolerance of 2mm on the width and drop of a shutter & frame.

4: CANCELLATIONS

- 4.1: Once your order has been submitted, or, if a technical drawing has been requested, this is approved, and the order has been marked as 'In Manufacture' no cancellations will be accepted.

5: DELIVERY

- 5.1: Our target is to deliver your shutters in the fastest possible time from manufacture to shipping. While every effort is made to meet this lead time Tropical Blinds cannot accept responsibility for loss arising out of delay or failure to deliver by the specified date.
- 5.2: If a buyer fails to take delivery of the goods on the due date, Tropical Blinds will be entitled charge for re-delivery.

6: WARRANTY

Colour fastness is warrantied for 5 years, Workmanship is warrantied for 10 years, Stainless steel hardware is warrantied for 5 years Hardware is warrantied for 1 year.







Tropical Blinds Limited

Units 6 & 7, Five Arches Business Estate, Maidstone Road, Sidcup, Kent. DA14 5AE

Tel:020 8269 6400, Fax: 020 8269 6401/2

www.tropicalblinds.com

Email:order@tropicalblindsltd.co.uk



Instagram



Twitter/X



Linkedin



Facebook

