



made for business

PALETTE & PALETTE XL

Vertical & Roller Blind Fabric Specification

PALETTE
FIRE RETARDANT
ANTI-MILDEW COATING

PALETTE XL
WIDE WIDTH
FIRE RETARDANT
ANTI-MICROBIAL



eclipse®

PALETTE & PALETTE XL

Vertical & Roller Blind Fabric Specification

KEY FEATURES:



- Fabric composition:** 100% Polyester
- Fire retardancy:** Conforms to; EN 13773 : 2003 Class 1; BS5867 - 2, Type B : 2008 for fire retardancy when tested in accordance with BS5438 : 1989
- Shading:** Standard - Suitable for computer environments
- Moisture resistance:** Acticide Coated - Recommended for moist conditions
- Antimicrobial:** Biomaster zinc biocide tested to ISO 22196; 2011 (on XL fabrics only)

STANDARD SPECIFICATIONS:

- Colour range:** 53 (20 in XL)
- Louvre widths available:** 89mm (3^{1/2}"); 127mm (5")
- Roller fabric width:** 200cm: nominal (78.7")
- XL Roller fabric width:** 240cm nominal (94.5")
- Typical fabric weight:** 265gsm - (+/-10)
- Fabric thickness:** 0.35mm - nominal
- Colourfast:** Conforms to; BS5867 - 1 : 2004 for light fastness to Grade 6 minimum when tested in accordance with ISO 105 - B02 : 1999
- Care instructions:** Wipe with damp sponge; Do not wash; Do not tumble dry; Do not Dry Clean: Do not iron



Colour	%Heat		%Light		S-C	Colour	%Heat		%Light		S-C
	T	R	T	R			T	R	T	R	
Anthracite*	0	11	0	11	0.79	Indigo	0	5	0	6	0.82
Atlantic Blue	7	29	0	9	0.63	Iris*	1	15	0	9	0.74
Beige	17	62	15	70	0.35	Iron*	10	51	7	54	0.44
Biscotti	10	53	8	56	0.42	Lavender	17	57	8	47	0.40
Black*	0	5	0	6	0.83	Lime	9	45	3	42	0.49
Blue Haze	13	48	3	30	0.47	Magnolia	13	59	10	63	0.37
Bright White*	22	70	21	79	0.29	Mango	16	47	4	24	0.48
Calico*	20	67	19	75	0.31	Marina	10	39	1	15	0.54
Charcoal*	0	12	0	12	0.77	Mulberry	0	9	0	8	0.79
Concrete*	1	18	0	18	0.71	Ocean	9	34	0	12	0.58
Copper	9	35	0	11	0.58	Pearl*	19	64	16	62	0.34
Cream*	19	65	17	73	0.33	Plum	1	19	0	11	0.71
Dark Blue*	0	5	0	6	0.82	Redcurrant*	13	45	1	16	0.49
Denim	4	30	0	20	0.61	Saffron	14	56	8	56	0.40
Dusky Pink	14	51	4	36	0.45	Sand*	7	42	3	43	0.51
Espresso	0	6	0	6	0.82	Scarlet	13	40	2	15	0.54
Fog	12	45	2	27	0.49	Sky	16	60	10	57	0.37
Forest Green*	0	10	0	7	0.78	Smokey Blue	14	58	10	60	0.38
Fresh Apple	13	59	10	63	0.37	Spring	10	50	8	54	0.45
Fudge	1	16	0	15	0.73	Stone Grey*	10	51	7	54	0.44
Glacier Blue*	7	29	0	9	0.66	Sunshine*	18	58	17	67	0.39
Grape	1	19	0	11	0.71	Taupe	11	46	2	27	0.48
Green	7	41	3	41	0.52	Teal	10	46	2	34	0.48
Grey*	12	53	3	39	0.43	Tidal	13	50	4	36	0.45
Ice Blue	20	68	19	77	0.30	Vanilla*	15	67	12	70	0.31
Ice Pink	21	69	20	78	0.30	White*	21	69	20	78	0.30
Ice Purple	20	68	19	77	0.30						

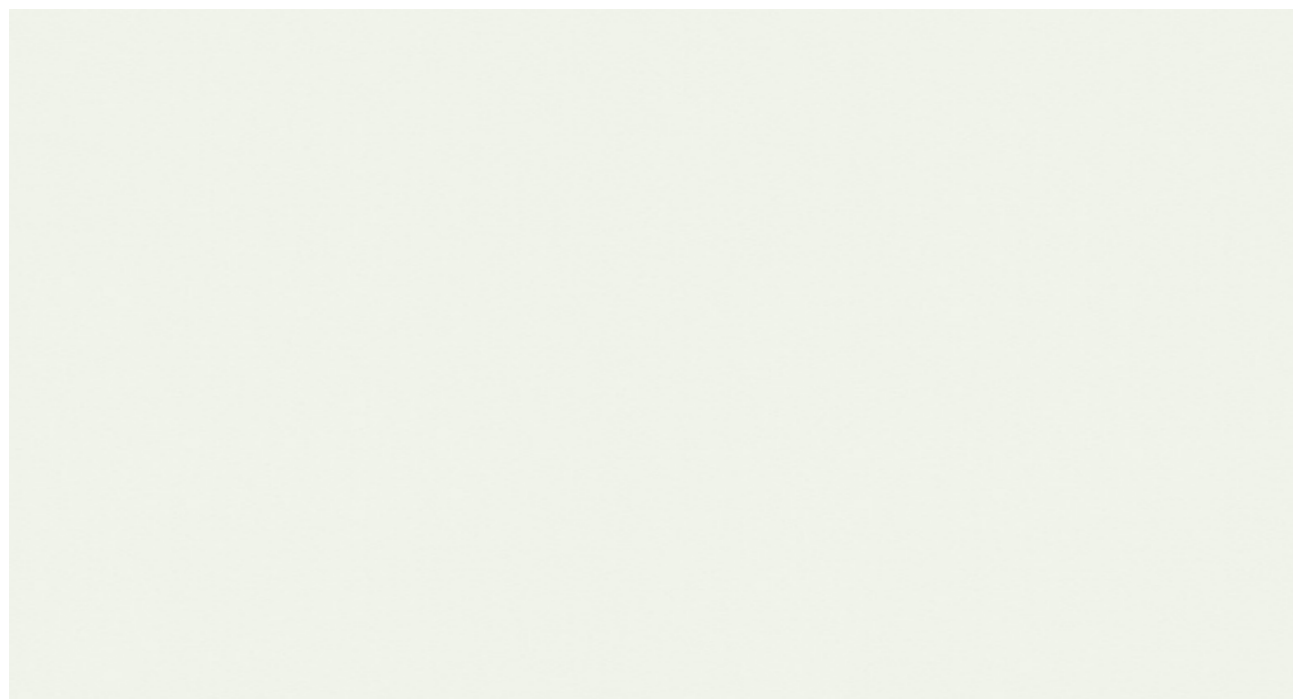
This data is based on: Tests conducted using double glazed 6mm float glass with 12mm air space. Blinds are fully closed.

Shading co-efficients are calculated for radiation at normal incidence. Standard U value is 2.75 W/M2K = 0.49Btu/ft2hx°F.

Important: Performance data has been compiled with great care using the latest techniques. However it is advisable to check actual suitability of fabrics for a particular application before use.

In line with Eclipse's commitment to product development, specifications may be subject to change without notice.

T = Transmitted : R = Reflected : S-C = Shading Co-efficient. Shading Co-efficients are expressed as a decimal between 0 and 1. The lower the figure, the higher the shading efficiency of the blind. * Available as Palette XL



Bright White*



Sand*



Taupe



Fudge



Espresso



Grape




Plum




Iris*




Mulberry



Iron*



Grey*



Fog



Tidal



Sky




Smokey Blue



Blue Haze




Denim




White*



Calico*




Cream*




Magnolia



Concrete*



Charcoal*



Anthracite*



Black*



Marina



Glacier Blue*




Atlantic Blue




Dark Blue*




Beige



Vanilla*



Pearl*



Ice Pink



Sunshine*



Mango



Saffron



Copper



Indigo




Ocean




Teal



Spring



Ice Purple




Ice Blue




Stone Grey*




Biscotti



Dusky Pink




Scarlet



Redcurrant*



Lavender




Green



Fresh Apple



Lime



Forest Green*