

SOLAR, OPTICAL & COLOUR FASTNESS PROPERTIES

SOLAR GAIN

The amount of heat increase resulting from solar energy entering a room. It is the total of three separate parts - the amount of energy transmitted directly into the room, the energy which is absorbed by the blind and a proportion of the energy which is absorbed by the window.

SHADING CO-EFFICIENT

The solar heat gain with the blind at the window divided by the solar heat gain with no blind at the window. The lower the shading co-efficient, therefore, the higher the efficiency of the fabric.

GTOT

The total solar energy transmittance entering a building through a window and shading device combined. It is the ratio of total energy hitting the building and the amount that gets through the glazing and shading. The lower the gtot value the lower the heat gain to the building.

UNILUX

UNILUX® SOLAR & OPTICAL PERFORMANCE CHART

	Solar			Visible			UV	QRF	CF	GTOT				SC			
	TS %	RS %	AS %	TV %	RV %	AV %	Block %			SG	DG	TG	DGLE	SG	DG	TG	DGLE
White	0%	72%	28%	0%	83%	17%	100%	8	5/6	0.27	0.31	0.33	0.33	0.31	0.36	0.38	0.38
Cream	0%	70%	30%	0%	83%	17%	100%	8	5/6	0.28	0.32	0.34	0.34	0.33	0.37	0.39	0.39
Butter	0%	70%	30%	0%	83%	17%	100%	8	5/6	0.28	0.32	0.33	0.34	0.32	0.37	0.38	0.39
Linen	0%	61%	39%	0%	71%	29%	100%	7	5/6	0.33	0.36	0.37	0.38	0.38	0.42	0.42	0.44
Stone	0%	36%	64%	0%	44%	56%	100%	4	5/6	0.26	0.31	0.32	0.32	0.30	0.35	0.37	0.37
Grey	0%	49%	51%	0%	57%	43%	100%	5	5/6	0.39	0.42	0.41	0.44	0.45	0.48	0.47	0.50
Granite	0%	25%	75%	0%	30%	70%	100%	3	5/6	0.51	0.53	0.49	0.55	0.59	0.61	0.57	0.63
Anthracite	0%	13%	87%	0%	15%	85%	100%	1	5/6	0.26	0.31	0.32	0.32	0.30	0.35	0.37	0.37
Solar	0%	34%	66%	0%	44%	56%	100%	4	5/6	0.26	0.31	0.32	0.32	0.30	0.35	0.37	0.37
Lava	0%	19%	81%	0%	16%	84%	100%	2	5/6	0.55	0.56	0.52	0.58	0.63	0.64	0.60	0.66
Lime	0%	26%	74%	0%	34%	66%	100%	3	5/6	0.51	0.52	0.49	0.54	0.59	0.60	0.57	0.62
Jade	0%	17%	83%	0%	17%	83%	100%	2	5/6	0.27	0.31	0.32	0.32	0.30	0.35	0.37	0.37
Surf	0%	39%	61%	0%	23%	77%	100%	3	5/6	0.26	0.31	0.32	0.32	0.30	0.35	0.37	0.37
Imperial	0%	12%	88%	0%	8%	92%	100%	1	5/6	0.58	0.59	0.54	0.61	0.67	0.68	0.62	0.70
Marine	0%	16%	84%	0%	8%	92%	100%	1	5/6	0.34	0.38	0.37	0.39	0.39	0.43	0.43	0.45
Black	0%	5%	95%	0%	5%	95%	100%	0	5/6	0.62	0.62	0.57	0.64	0.71	0.71	0.65	0.74

GLOSSARY

T: % Transmittance.

R: % Reflectiveness.

A: % Absorption.

UV Block: Percentage of UV light blocked by the fabric.

QRF: Quick Reference Factor.

CF: Colour Fastness.

gtot: The solar factor entering a building through a window and the shading device combined.

SC: Shading Co-efficient.

SG: Single Glazing.

DG: Double Glazing.

TG: Triple Glazing.

DGLE: Double Glazing Low Emissivity.



 Anderson
interiors

UNILUX

1.83M
2.5M
3.0M

Unilux® Performance Blockout Fabric


Available in 16 colours, the Unilux® collection is suitable for both Roller and Vertical blinds. The nature of PVC ensures that the collection is durable, moisture retardant and long lasting while still retaining an attractive appearance.

Unilux® also contains the unique and exclusive Decora Easiwipe™ fabric property. Easiwipe™ fabrics have PVC coatings that help fabrics resist staining while also allowing for easy cleaning. Coupled with passing BS5867: 2008 part 2 Type B Flammability requirements, Unilux® is a perfect choice for a wide range of commercial applications. **This fabric is available in roller widths of 1.83m (all 16 colours) 2.5m (White, Cream, Butter, Linen, Grey, Anthracite, and Black) and 3m (White, Cream, Butter, Linen, Grey, Anthracite, and Black).**

UNILUX SPECIFICATION


Colour range	16
Roller Width	1.83m/2.5m/3.0m
Roller Length	30m (1.83m) 20m (2.5/3m)
Vertical Widths	89mm
Vertical Roller length	90m
Fabric Composition	3ply Vinyl, 1ply FG (72% Vinyl 28% FG)
Weight	370g/m
Colour Fastness	Grade BS 5/6
FR Standards	BS5867: 2008 Part 2 Type B in accordance with BS EN ISO 15025:2002 Procedure A
Property	Blockout
Cleaning	Fabric can be wiped clean by a damp cloth

Please note specification can change at anytime without notice




WHITE

LP100 - 89mm
RP071 - 1.83m
RP5713 - 2.5m
RP5706 - 3.0m




WHITE

LP100 - 89mm
RP071 - 1.83m
RP5713 - 2.5m
RP5706 - 3.0m




CREAM

LP101 - 89mm
RP073 - 1.83m
RP5710 - 2.5m
RP5703 - 3.0m




BUTTER

LP1064 - 89mm
RP1041 - 1.83m
RP5709 - 2.5m
RP5702 - 3.0m




LINEN

LP1066 - 89mm
RP1043 - 1.83m
RP5712 - 2.5m
RP5705 - 3.0m




STONE

LP5412 - 89mm
RP5412 - 1.83m




GREY

LP103 - 89mm
RP072 - 1.83m
RP5711 - 2.5m
RP5704 - 3.0m




GRANITE

LP4073 - 89mm
RP4073 - 1.83m




ANTHRACITE

LP5415 - 89mm
RP5415 - 1.83m
RP5714 - 2.5m
RP5707 - 3.0m




SOLAR

LP5413 - 89mm
RP5413 - 1.83m



LAVA

LP4075 - 89mm
RP4075 - 1.83m




LIME

LP4074 - 89mm
RP4074 - 1.83m



JADE

LP5414 - 89mm
RP5414 - 1.83m



SURF

LP849 - 89mm
RP1055 - 1.83m



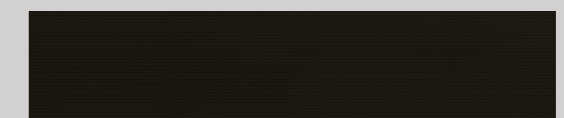
IMPERIAL

LP4076 - 89mm
RP4076 - 1.83m



MARINE

LP850 - 89mm
RP1056 - 1.83m



BLACK

LP102 - 89mm
RP070 - 1.83m
RP5708 - 2.5m
RP5701 - 3.0m

Please note: product codes that have been bolded are wide width fabrics