

# ABERDEEN BLIND COMPANY

32 Esslemont Avenue  
Aberdeen  
AB25 1SP  
Tel: 01224 637609  
Email: sales@aberdeen-blinds.co.uk

47561

See Aiysha  
CONFUSED.

Customer's Name Ewan Goodlad  
Address 136 Greenlaw Road  
Chapelton Post Code AB39 8AL  
email goodlad6@hotmail.com

DATE MEASURED/ORDERED  
25/ MAR / 24

CURTAINS		
PLEATED	✓	U-6
ROLLERS	✓	"
ROMANS		
SHUTTERS	✓	"
VENETIAN	✓	"
VERTICALS		
VISION		
WOODEN		

Tel. home	
Tel. work	
mobile	<u>07825614898</u>
email	

## ALL BLINDS TO BE PAID FOR AT TIME OF FITTING

Room	Width	Drop	Slat Size	Colour	Control LH or RH	Fitting Height	Any other Instructions	Price
PATIO DR	<u>2790</u>	<u>2200</u>	Roll.	W/SHADE B/O FLINT	RH		45 SYS + BAR SENSE'S AUTOMATIC BAR 45mm SYS CNOVA Ex	132 620
	<u>970</u>	<u>1500</u>	MOT.	SONESE ULTRA	30 + 367		20 + 6	390
UTILITY	<u>428</u>	<u>713</u>	Roll	DELA FLINT	RA		TOP PB	112 +47 - CASS.
DOOR BACK	<u>970</u>	<u>1500</u>	"	"	RA		TOP PB	+60 CASS 141
STAIR	<u>1067</u>	<u>1480</u>	MOT + EXT	ROLL UP 24	RH	2500	TOP PD. 32mm CASE	270 164
3RD UP	<u>1110</u>	<u>1504</u>	MOT + EXT	ROLL UP 24	RH		TOP PD. 32mm CASE	270 + 67
BED	<u>1110</u>	<u>1514</u>	Roll	W/SHADE B/O FLINT	RH		TOP PD. 32mm CASE	416
BED	<u>1110</u>	<u>1504</u>	SHUTTER	7 COLOUR			WEU ET	520
DINING	<u>1118</u>	<u>1616</u>	SHUTTER	SUIT		63mm	LR	562
LOUNGE	<u>2126</u>	<u>1614</u>	SHUTTER	14/WING			LL RR	1124
			TILT	SILENT TILT			(POST)	2206

alum	anthracite	black	brown	champ-gold	chrome	silver	white	recess size	motorised	wood fix	stone fix	brackets ton face
------	------------	-------	-------	------------	--------	--------	-------	-------------	-----------	----------	-----------	-------------------

measured by	fitted by	date	CASH	CHE
<u>DAVID</u>			INVOICE	CA

SAFETY DEVICES SUPPLIED WITH GOODS MUST BE FITTED BY US AT THE TIME OF INSTALLATION. REFUSAL TO ALL FITTED WILL RESULT IN THE BLINDS NOT BEING INSTALLED. UNDER THE TERMS OF THIS CONTRACT, YOU WILL BE AND PAY THE FULL AMOUNT. I have ordered the above goods and agree to pay a 50% deposit and the remaining balance appointment. If payment is not made in full at that time, Aberdeen Blinds have the right to refuse to install the products until full goods does not pass to the customer until payment has been made in full. Declaring that there shall be no liability for normal damage occasioned by such removal.

TOTAL PRICE	£ <u>4562.00</u>
UPPER	-10% <u>4100.00</u>
DEPOSIT	£ <u>2250.00</u>
BALANCE	£ <u>2250.00</u>

To Be Confirmed  
QUOTE  
PRICE ACCEPTANCE  
Customer's Signature

Special Instructions  
NOTE: ADD CASS COST FOR 32mm LL CASE  
ORBS CASS - SMALL ROW. 440 (PULB)  
ORBS CASS + CHANGES  
PULB (PULB) FLU £370 x 0.88 = 325.30

ALL TIER OUTER

DWG Shutter Survey sheet

ADJUSTED SIDES (-5mm)

Number of Shutters: 5  
 Survey Sheets: 25/23/24  
 Survey Date: 2008.02.24  
 Surveyor: DGG

Customer Name: 9000000  
 Order Number: 47561  
 Fitters Required: 1  
 Estimated Fit Time: 3


Panel Limitations (Single Panel / Bi Fold)	63mm	76mm	89mm	114mm	Height
New York Wood	850 / 650	850 / 650	850 / 650	850 / 650	3000
Los Angeles PVC	900 / 650	900 / 650	900 / 650	900 / 650	3000

Use Panel Configuration = LLLR  
 Use Panel Configuration = LLR

Battens Required Y / N

Standard Batten Sizes	Length	Quantity
63.5 mm (width) x 5mm (depth)		
27mm (width) x 4mm (depth)		
21mm (width) x 21mm (depth)		
25mm (width) x 40mm (depth)		
25mm (width) x 50mm (depth)		
25mm (width) x 60mm (depth)		
27mm (width) x 75mm (depth)		

Order Information:

Silvert  


Item Number	1	2	3	4
Room Name:	BED		PINBALL	CONCRETE
Material:	NY WOOD		NY WOOD	NY WOOD
Quantity:			1	1
Width:	110/1105		1105	2100
Height:	1494		1621	1600
Louvre Size:	63			
Colour:	WEVER			
Mounting Type:				
Mild Rail 1:				
Mild Rail 2:				
Louvre Split:				
Frame Type:				
No. of Slides:	4			
Build Out:				
Config:	L R			
Style Type:	ASTRUCIA			
Hardware:	WHITE			
Tilt Rod:	SILVERT			
Post Location 1:				
Post Location 2:				
Post Location 3:				
Post Location 4:				
Post Location 5:				
Post Angle 1:				
Post Angle 2:				
Post Angle 3:				
Post Angle 4:				
Post Angle 5:				

Deposit Paid:

Balance to Pay:

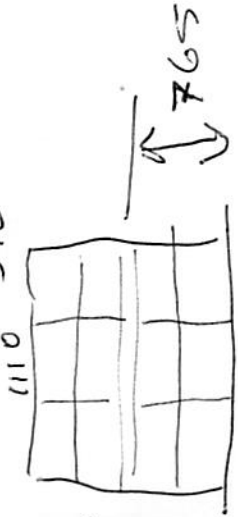
1130

Customers Signature:


Surveyor Signature:


BRD  
CANE & SASH

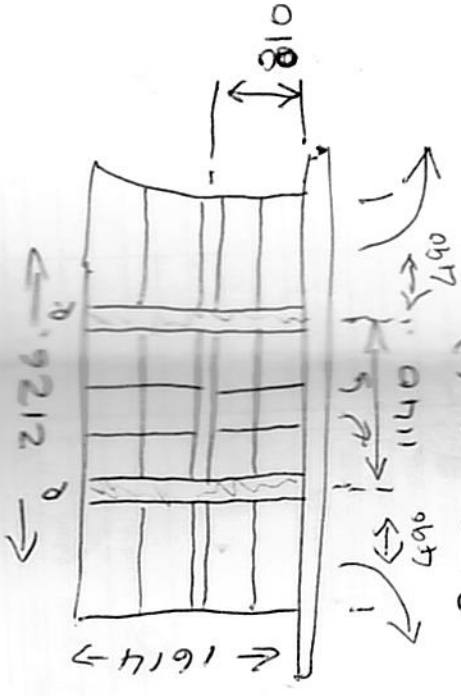
NECM. 540



IRONY BULLMOSE

WEUET

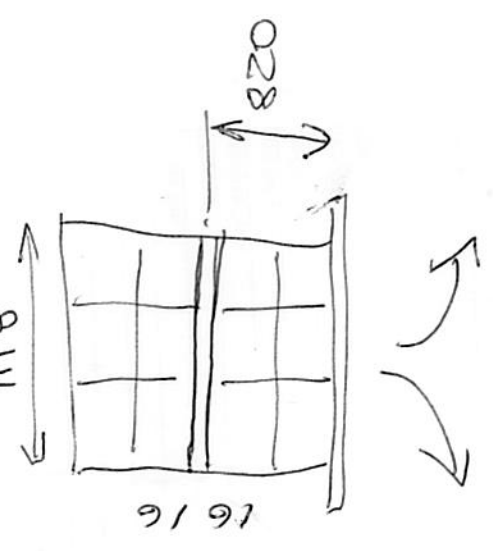
1076



2 X POSTS (P)

LOUVER  
TIGHT

1076



- ALL SASH + CANE
- ALL IN NECM
- ALL BULLMOSE - UNLESS DEP ORSLATE REQ'D
- ALL WEUET / WHITE W/ WALK / 2.5" SLATS