ABERDEEN BLIND COMPANY

JOB COMPLETION SHEET

CUSTOMER : Chap Braemar Health Centre

ORDER No : U5779

PRODUCT :

12x rollers.

CARRIED OUT BY : David

DATE : 31/05/23

I CAN CONFIRM THAT THE ABOVE WORK HAS BEEN CARRIED OUT
TO MY SATISFACTION,

NAME :

SIGNATURE :

POSITION :

DATE :

WORK OUTSTANDING YES / NO
DETAILS :

ABERDEEN BLIND COMPANY
32 ESSLEMONT AVE
ABERDEEN
AB25 1SP
01224 637609

DEEN
OMPANY
SHED 1952

32 Esslemont Avenue
Aberdeen
AB25 1SP
Tel: 01224 637609
Fax: 01224 631172
Email: sales@aberdeen-blinds.co.uk

45779

CUSTOMER ORDER No.

DATE MEASURED/ORDERED
14/05/23

omer's Name Cyan-Brennan
dress Heath Cottage

Post Code
Ian Moffat / Willie Kerr

Tel. home	
Tel. work	
mobile	07766108775 - IAN
email	

CURTAINS		
PLEATED		
ROLLERS		
ROMANS		
SHUTTERS		
VENETIAN		
VERTICALS		
VISION		
WOODEN		

	AM	PM	(MEASURING TIME)
MON			
TUE			
WED			
THU			
FRI			

	AM	PM	(FITTING TIME)
MON			
TUE			
WED			
THU			
FRI			

P/CUST	
NET	
PRESS	
RADIO	
MAG.	
VAN	
RECC.	
SHOP	
TV	
YELL P	
OTHER	

ALL BLINDS TO BE PAID FOR AT TIME OF FITTING

Room	Width	Drop	Slat Size	Colour	Control LH or RH	Fitting Height	Any other Instructions	Price
	12 x ~~Vertical~~	Roman	Plain	PVC White				

alum	anthracite	black	brown	champ-gold	chrome	silver	white	recess size	motorised	wood fix	stone fix	brackets top	brackets face
								✓					

measured by	fitted by	date	CASH		CHEQUE		SPREE	
			INVOICE		CARD			

ALL BLINDS MANUFACTURED AFTER 1st APRIL 2014 MUST COMPLY WITH NEW CHILD SAFTEY LAWS. SAFETY DEVICES SUPPLIED WITH GOODS MUST BE FITTED BY US AT THE TIME OF INSTALLATION. **REFUSAL TO ALLOW A SAFTEY DEVICE TO BE FITTED WILL RESULT IN THE BLINDS NOT BEING INSTALLED . UNDER THE TERMS OF THIS CONTRACT YOU WILL BE LIABLE TO ACCEPT DELIVERY AND PAY THE FULL AMOUNT.** I have ordered the above goods and agree to pay 50% deposit and the remaining balance on the day of fitting. If payment is not made in full at that time Aberdeen Blinds has the right to remove the goods until full settlement is made. Title of the goods does not pass to the customer until payment has been made in full. Declaring that there shall be no liability for normal damage occasioned by such removal.

TOTAL PRICE £

DEPOSIT £

BALANCE £1372 + Vm

To Be Confirmed

PRICE ACCEPTANCE
Customer's Signature

Special Instructions

Gmail To Nm 16/05/23

SHOP OPEN Mon-Fri 8 - 5 Sat 9.30 - 2

VAT Reg. No. 265 3431 64

Registered No.: 130460

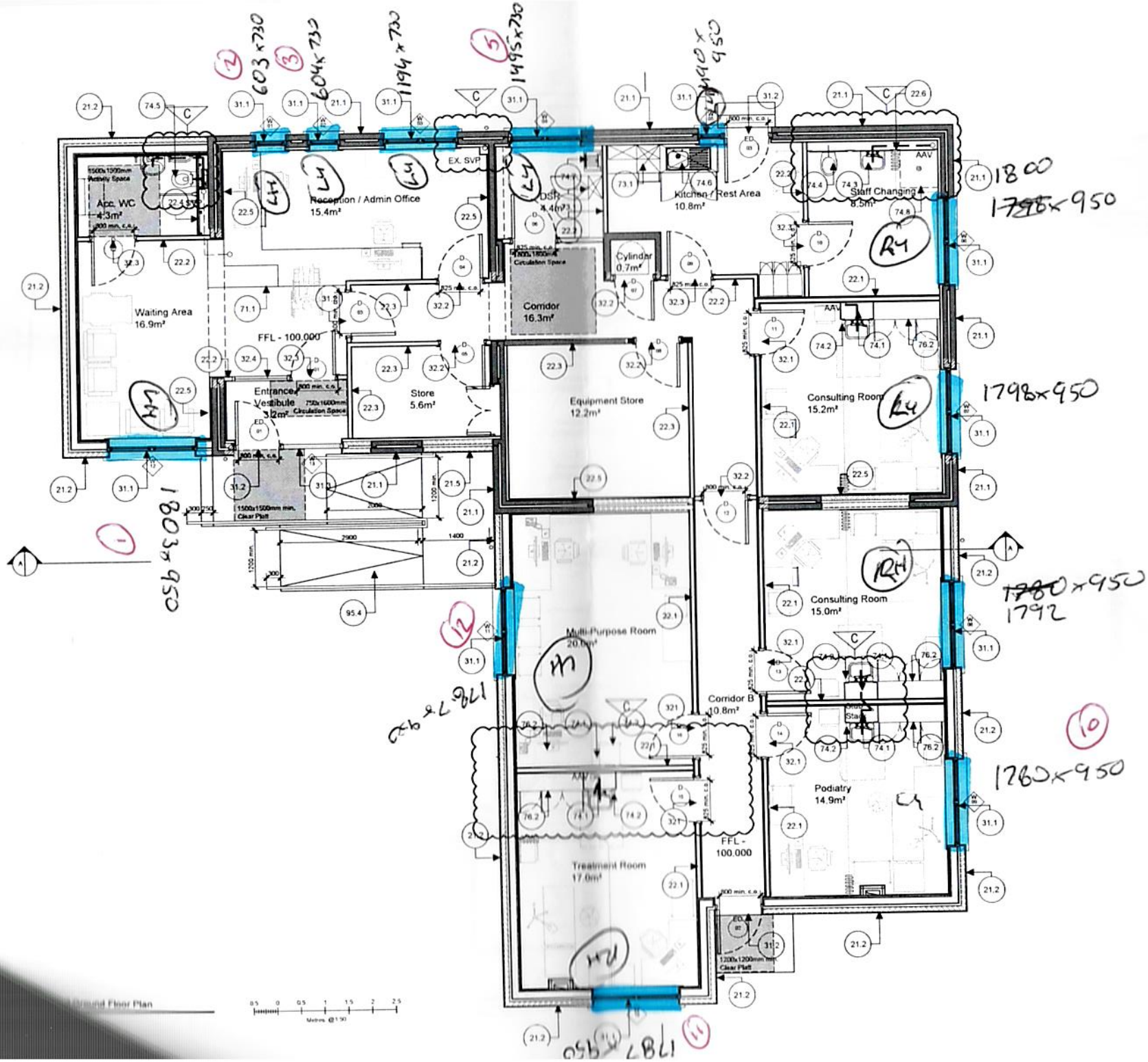

DENOTES DIRECTION OF NORTH RELATIVE T
PLAN AS DRAWN

GENERAL NOTES:-
All drawings are to be read in conjunction with -
Wellwood Leslie Elemental Specification docume
4111 C(0)_01
Ramsay Chalmers Structural Engineers Drawings
Specifications
RSP Consulting Engineers Mechanical & Electric
Drawings & Specifications

- Circled Tags refer to Elemental Specification clauses
- External Door Reference Numbers
- Internal Door Reference Numbers
- External Window Reference Numb

LIMITING AIR INFILTRATION:-
Seal all dry lining junctions between walls, ceiling
floors, at window, door & roof space openings.
Seal at all service penetrations of the fabric or are
boring for services & fit draught stripping in the fr
of openable elements of windows, doors & roofing
All in accordance with the provisions of BRE Rep
265. 1994.

Rev/date	Description	Inits
C	Above ground drainage added. Staff changing layout amended. Multi-Purpose Room layout amended.	28.06.22
B	Construction Issue. Ventilation ducts added Podiatry & Treatment Room. Kitchen layout amended.	28.05.22
A	Baby change facility added. Accessible entrance dimensions added. Door clear opening widths added.	10.05.22

Status
CONSTRUCTION

Principal Entry / Entry of Principal Entry
Signed: Wellwood Leslie Architects Date:
For Wellwood Leslie Architects

All works to be in accordance with the Building Regulations & Local Sub L
All dimensions to be checked by Contractors on site prior to construction
All new drawings to be sent to the satisfaction of the Drainage Inspector
All electrical works to be in accordance with current IEE Regulations

DO NOT SCALE

WellwoodLeslie
Fort Street House, 63 Fort Street,
Broughty Ferry, Dundee. DD5 2AB
t 01382 778829 e admin@wellwoodleslie.co

Client
NHS Grampian

Project
Proposed Alterations & Extension to Health Centre
19 St Andrew's Terrace
Bridge of Don
Aberdeenshire
AB23 8JR

Drawing Title
Proposed Ground Floor Plan

Drawn	Checked date	Rev date
BGH		
Scale 1:50	Date Feb. 2022	Original sheet size A2
Job No. 4111	Dwg No. G(02)-02	Rev C

Ground Floor Plan

0.5 0 0.5 1 1.5 2 2.5
Metres @1:50

Schedule - External Windows

		Structural		Windows									Glass							
Door / Window No. (ED xx / W xxx)	Location	Structural Opening Height (mm)	Structural Opening Width (mm)	Window type	Overall Window Height (mm)	Overall Window Width (mm)	Opening Sash	Sash Clear Opening Height (mm)	Sash Clear Opening Width (mm)	Natural Ventilation Opening (m²)	Trickle Ventilation Requirement (mm²)	Window finish	Double Glazed Panel	Triple Glazed Panel	Acoustic Glass	Obscure Glass	Solar Glass	Security Glass	Safety Glass	Notes
1	Reception / Admin Office	820	675	W-02	770	625	Y	670	525	0.35	6000(**)	Aluminium clad external / clear finish internal	-	Y	-	-		Y	-	Manufacturer's standard ironmongery. (**) denotes trickle ventilation combined to meet Admin Office / Waiting Area requirement.
2	Reception / Admin Office	820	675	W-02	770	625	Y	670	525	0.35	6000(**)	Aluminium clad external / clear finish internal	-	Y	-	-		Y	-	Manufacturer's standard ironmongery. (**) denotes trickle ventilation combined to meet Admin Office / Waiting Area requirement.
3	Reception / Admin Office	820	1560	W-03	770	1510	Y	670	540	0.35	6000(**)	Aluminium clad external / clear finish internal	-	Y	-	-		Y	-	Manufacturer's standard ironmongery. (**) denotes trickle ventilation combined to meet Admin Office / Waiting Area requirement.
4	OSR	820	1560	W-03	770	1510	Y	670	540	0.35	10000	Aluminium clad external / clear finish internal	-	Y	-	-		Y	-	Manufacturer's standard ironmongery.
5	Kitchen / Rest area	1030	1560(*)	W-04	980	483	N	-	-	-	10480	Aluminium clad external / clear finish internal	-	Y	-	-		Y	Y	(*) denotes frame part of door / window combination.
6	Staff Changing	1030	1870	W-05	980	1820	Y	880	760	0.67	10000	Aluminium clad external / clear finish internal	-	Y	-	Y		Y	-	Manufacturer's standard ironmongery.
7	Consulting Room 1	1030	1870	W-05	980	1820	Y	880	760	0.67	13120	Aluminium clad external / clear finish internal	-	Y	-	-		Y	-	Manufacturer's standard ironmongery.
8	Consulting Room 2	1030	1870	W-05	980	1820	Y	880	760	0.67	13000	Aluminium clad external / clear finish internal	-	Y	-	-		Y	-	Manufacturer's standard ironmongery.
9	Podiatry	1030	1870	W-07	980	1820	N	-	-	-	-	Aluminium clad external / clear finish internal	-	Y	-	-		Y	-	
10	Treatment Room	1030	1870	W-07	980	1820	N	-	-	-	-	Aluminium clad external / clear finish internal	-	Y	-	-		Y	-	
11	Multi-Purpose Room	1030	1870	W-06	980	1820	Y	880	760	0.67	16000	Aluminium clad external / clear finish internal	-	Y	-	-		Y	-	Manufacturer's standard ironmongery.
12	Waiting Area	1030	1870	W-05	980	1820	Y	880	760	0.67	6000(**)	Aluminium clad external / clear finish internal	-	Y	-	-		Y	-	Manufacturer's standard ironmongery. (**) denotes trickle ventilation combined to meet Admin Office / Waiting Area requirement.
13	Vestibule	2210	2315(*)	W-01	2185	1238	N	-	-	-	-	Aluminium clad external / clear finish internal	-	Y	-	-		Y	Y	(*) denotes frame part of door / window combination.

62
62
104
104
109
133
133
133
133
133
133
133

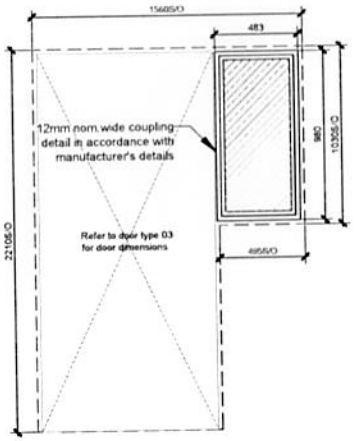

Window Type: W-04
1 No. Total
Proprietary external window to form part of external entrance screen; window to comprise aluminium clad softwood timber fixed light window. Window size 483mm wide x 980mm high. 12mm nom. wide coupling detail in accordance with manufacturer's details.

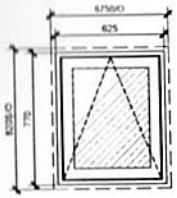

Window Type: W-02
2 No. Total
Proprietary external window comprising aluminium clad softwood timber top hung window. Window size 625mm wide x 770mm high.
Natural ventilation opening = 0.35m²

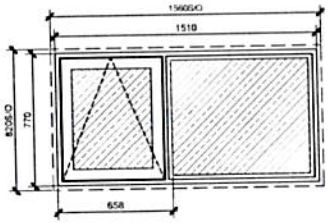

Window Type: W-03
2 No. Total
Proprietary external window comprising aluminium clad softwood timber fixed light window with top hung opening sash. Window size 1510mm wide x 770mm high.
Natural ventilation opening = 0.34m²

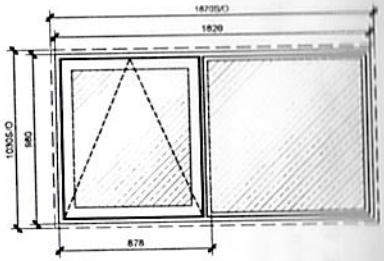

Window Type: W-05
4 No. Total
Proprietary external window comprising aluminium clad softwood timber fixed light window with top hung opening sash. Window size 1820mm wide x 980mm high.
Natural ventilation opening = 0.67m²

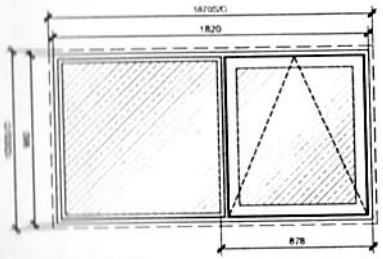

Window Type: W-06
1 No. Total
Proprietary external window comprising aluminium clad softwood timber fixed light window with top hung opening sash. Window size 1820mm wide x 980mm high.
Natural ventilation opening = 0.67m²

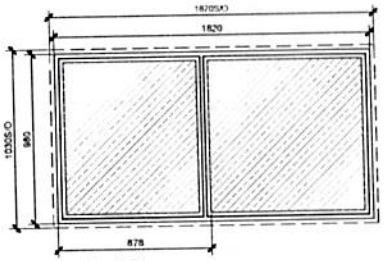

Window Type: W-07
2 No. Total
Proprietary external window comprising aluminium clad softwood timber fixed light window with mullion. Window size 1820mm wide x 980mm high.

NOTES
1. For Window Locations refer to Architects Drawings
   4111 / G(02)-02 - Proposed Ground Floor Plan
2. All external windows to be sized to suit manufacturer's tolerance for fitting frame within structural opening dimensions indicated.
3. External windows to be supplied with 18mm nom. thick manufacturer's packer to perimeter to suit installation of 25mm thick insulation to perimeter of structural openings in accordance with SBSA accredited details.
4. If contractor or door manufacturer wish to vary these tolerances, this should be agreed with Architect.
5. All finished windows to be approved by Architect prior to manufacture.
6. All glazing to sidescreens to be safety glass for compliance with BS6262: Part 4: 2005.
7. All dimensions to be checked on site and confirmed before manufacture of [illegible] commenced.
8. [illegible] to be fitted to all top-hung opening sashes to limit extent of initial [illegible] of sash to within adjacent wall thickness.

B	Window type W-01 deleted.	06.10.22
A	Construction Issue.	27.05.22
Revision	Description	Date

Status
CONSTRUCTION

Principal Designer / Designer of Record Entry
Signed ..... Date .....
For Wellwood Leslie Architects

All works to be in accordance with the Building Regulations & Local Bye Laws.
All dimensions to be checked by Contractors on site prior to construction.
All new drawings to be but to the satisfaction of the Drainage Inspector.
All electrical works to be in accordance with current I.E.E. Regulations.

DO NOT SCALE

WellwoodLeslie
ARCHITECTS
Fort Street House, 63 Fort Street,
Broughty Ferry, Dundee, DD5 2AB
t: 01382 778829 e: admin@wellwoodleslie.com

Client
NHS Grampian

Project
Alterations & Extension to Braemar Health Centre
to 58 Andrews Terrace
Braemar
Aberdeenshire

Drawing Title
External Window Schedule

Drawn	Checked	Appr.
L.K.H.	date	date
Scale 1:20	Date Apr 2022	Original sheet size A2
Job No. 4111	Dwg No. C(31)-02	Rev. B

© The copyright of this drawing remains the property of Wellwood Leslie Architects