

Tx 20/5

CHECK ON  
BAY POST!

Customer's Name Giudh Bruce  
Address 100 hamilton place  
Aberdeen Post Code AB15 5BB

Tel. home  
Tel. work 07899950484  
mobile 0787177843 - CHRIS  
email

DATE MEASURED/ORDERED  
5/MAY/22

CURTAINS	
PLEATED	
ROLLERS	
ROMANS	
SHUTTERS	<input checked="" type="checkbox"/> U-6
VENETIAN	
VERTICALS	
VISION	
WOODEN	<input checked="" type="checkbox"/> "

	AM	PM
MON		
TUE		
WED	<input checked="" type="checkbox"/>	
THU	<input checked="" type="checkbox"/>	
FRI		

2nd call  
1st call

	AM	PM	(FITTING TIME)
MON			
TUE			
WED			
THU			
FRI			

PRESS	
RADIO	
MAG.	
VAN	
RECC.	
SHOP	
TV	
YELL P	
OTHER	

**ALL BLINDS TO BE PAID FOR AT TIME OF FITTING**

Room	Width	Drop	Slat Size	Colour	Control LH or RH	Fitting Height	Any other Instructions	Price
LOUNGE	717	2391	SHOWER					2178.
BAY	1105	2388		SOLID WOOD.			SILENT	2396.
	716	2387		FILT BOA.				
BED	714	2379	"	WHITE				2148.
BAY	1095	2381					SILENT	2363
	717	2374		SLAT SIZE	35	S/S		
SINGLE			"	TBC.				946.
BAY	1098	2387					SILENT	1041
							FOR	5272.
							SILENT FOR	5800
							Δ =	528.
							BAL =	3164
							IF DEP =	2636

NHS DISC

alum	anthracite	black	brown	champ-gold	chrome	silver	white	recess size	motorised	wood fix	stone fix	brackets top	brackets face
------	------------	-------	-------	------------	--------	--------	-------	-------------	-----------	----------	-----------	--------------	---------------

measured by	fitted by	date	CASH	CHEQUE	SPREE
DAVID			INVOICE	CARD	

ALL BLINDS MANUFACTURED AFTER 1<sup>ST</sup> APRIL 2014 MUST COMPLY WITH NEW CHILD SAFETY LAWS. SAFETY DEVICES SUPPLIED WITH GOODS MUST BE FITTED BY US AT THE TIME OF INSTALLATION. REFUSAL TO ALLOW A SAFETY DEVICE TO BE FITTED WILL RESULT IN THE BLINDS NOT BEING INSTALLED. UNDER THE TERMS OF THIS CONTRACT YOU WILL BE LIABLE TO ACCEPT DELIVERY AND PAY THE FULL AMOUNT. I have ordered the above goods and agree to pay 50% deposit and the remaining balance on the day of fitting. If payment is not made in full at that time Aberdeen Blinds has the right to remove the goods until full settlement is made. Title of the goods does not pass to the customer until payment has been made in full. Declaring that there shall be no liability for normal damage occasioned by such removal.

TOTAL PRICE £  
DEPOSIT £  
BALANCE £

To Be Confirmed  
QUOTE  
PRICE ACCEPTANCE  
Customer's Signature

Special Instructions  
COLOUR COZ WENET  
NO tilt rod.  
call CHRIS on way  
NHS DISC

TIGHT SIZES  
PRODUCTS mm

DnG Shutter Survey Sheet

EXACT MEASUREMENTS (MINIMUM)

Number of Shutters: 7  
 Survey Date: 5/4/22  
 Surveyor: DAWID  
 Customer Name: BRUCE  
 Order Number: 42683  
 Fitters Required: 2  
 Estimated Fit Time: 6

Item Number	1	2	3	4	5
Room Name:	LOUNGE	BAY			SUNDECK
Material:	WEUET	002 NY WOOD			
Quantity:	702	1110	721		
Width:	2396	2393	2392		
Height:					
Louvre Size:					
Colour:	WEUET				
Mounting Type:	FLH				
Mid Rail 1:	1635-70P				
Mid Rail 2:					
Louvre Split:					
Frame Type:					
No. of Sides:	4				
Build Out:					
Config:	LR				
Stile Type:	BUTT				
Hardware:	WALL				
Tilt Rod:	SILENT				
Post Location 1:					
Post Location 2:					
Post Location 3:	1.73	2.7			
Post Location 4:	616 T	946 T	616 T		
Post Location 5:					
Post Angle 1:					
Post Angle 2:	BNZ				
Post Angle 3:	3XSIDE				
Post Angle 4:	FLAT ON BOTTOM				
Post Angle 5:					

Panel Limitations (Single Panel / Bi Fold)	63mm	76mm	89mm	114mm	Height
New York Wood	850 / 650	850 / 650	850 / 650	850 / 650	3000
Los Angeles PVC	900 / 650	900 / 650	900 / 650	900 / 650	3000

Max Panel Configuration = 1111000R  
 Max Panel Configuration = 1100R

Battens Required Y / N

Standard Batten Sizes	Length	Quantity
63.5 mm (width) x 5mm (depth)		
27mm (width) x 4mm (depth)		
21mm (width) x 21mm (depth)		
25mm (width) x 40mm (depth)		
25mm (width) x 50mm (depth)		
25mm (width) x 60mm (depth)		
25mm (width) x 75mm (depth)		
Custom -		

Order Information:

LR  
 BUTT  
 WALL  
 SILENT  
 2.7  
 946 T  
 616 T  
 946 T  
 BNZ  
 3XSIDE  
 FLAT ON BOTTOM

Deposit Paid:

Customers Signature:

Surveyor Signature:

Date:

Date:

UPPER BED BAY - ALL 4 SIDES

W. 719 1100 722.  
 D. 2384 ✓ 2386 ~~2380~~ 2379 ✓

M. 1625 - TOP ✓

C. L. LR R.

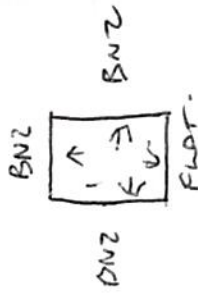
1072 2061 1072  
 £ 610 £ 926 £ 611

FRAME TYPE  
 PS LOUVE

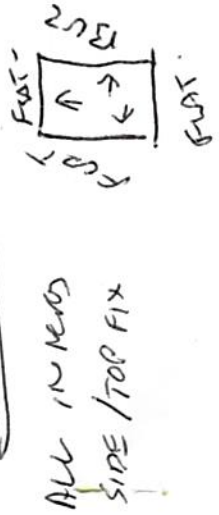
SIGNET 474

NO BREAK POINTS. - MID RAIL ONLY.

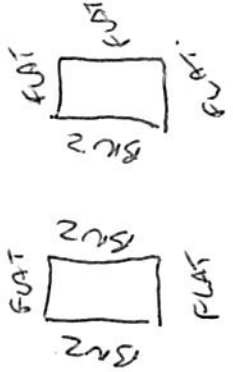
ALL 4 SIDES ALL SIDES/TOP/FIX



UPPER BAY

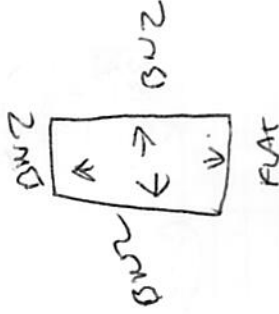


ALL IN NEED  
 SIDE/TOP FIX



4 SIDES

SINGLE



LOUVE (HAND)  
 NEEDS 55mm - 20  
 = 35.  
 OR

BED BAY

NEEDS = 60 - 20  
 = 40

OR 90mm = 70

TOP OF WINDOW IS  
 80mm FROM SILL

SIGNET.  
 305  
 NEEDS 32mm  
 CLEARANCE  
 - OK ✓

FOR BOTH BAYS - AIR L+R+M  
 ARE 90 DREP - 20 = 70.

MAKING NOT BNZ -  
 TOP FLAT ARE NOTED

SINGLE TOP FRAME 100mm BOUNDRY

SINGLE RAS BNZ

NEEDS 55 - 20 = 35.

