


Bands 1-40 around head  
 New Stamp Area @ 1 for  
 RLO On First Floor

# ABERDEEN BLIND COMPANY

*a/floor* ESTABLISHED 1952



ROOM	WIDTH	DROP	MATERIAL	CONTROLS	TYPE	FITTING HEIGHT	BRACKETS
A1 A	1498	1400	①	RM	Rou	2500	Reverse Row
	↑	↓	⑤				
	1495	1450					
			⑩				
B				LU			
				LU			
				RM			
				LU			
			⑮	RM			
A2 <i>with 500</i>	1495	1450		LU			
	↓	↓		RM			
A3	151500			LU			
			⑳				
			㉕	LU			
A5/A4	1500	1450					
Reprographics	1570	1410	㉙	LU			
SPECIAL INSTRUCTIONS				1200			


Some Iron  
Darn

L14 Per Vents

# ABERDEEN BLIND COMPANY

ESTABLISHED 1952

a/noon




ROOM	WIDTH	DROP 1450	MATERIAL	CONTROLS	TYPE	FITTING HEIGHT	BRACKETS
✓ Reception	1490	<del>1470</del>	① Vents White	RH	.89	2500	
✓ ↓	1490			LH	↓	↓	
✓ HEARD	1495			LH			
✓ HEAD	1495			RH			
✓ DEATH	1495		⑤	RH			
✓ <del>RECEPTION</del>	1495			LH			
✓ MEETING	1495			LH			
✓ ASSEMBLY	1495			RH			
✓ ↓	↓			RH			
✓ ↓	↓			LH			
✓ ↓	↓			LH			
✓ CP2	1495			RH			
✓ ↓	↓			RH			
✓ ↓	↓			RH			
✓ A20 music	1495			RH	Roll		
✓ ↓	↓			LH			
✓ A21 Music	1495			RH			
✓ ↓	↓			LH			
LIBRARY	2672	1400	③④ SMC	LH		2400	
↓	2517		③⑤	RH			
↓	3445			LH			
↓	3600			RH			
↓	1652			RH			
↓	2600			LH			
↓	2832		④	RH			
R20	3430	1400	① SMC	LH			Wide Wires
↓	3430	↓	②	RH			↓
R21,,	3399	1400	③	RH			↓

SPECIAL INSTRUCTIONS

# ABERDEEN BLIND COMPANY

ESTABLISHED 1952



R/Don

ROOM	WIDTH	DROP	MATERIAL	CONTROLS	TYPE	FITTING HEIGHT	BRACKETS
R22	2703	1400	Strom	LH	Don	2400	Wide Wings
↓	2500		Strom	RH		↓	
R23	2613		Strom	LH			
↓	3605		Strom	LH			
↓	2460		Strom	RH			
↓	2520		Strom	LH			
↓	2575		Strom	RH			
↓	3286		Strom	RLH			
Secondary							
T20	3435	1380	Ceram	LH	127		
↓	3540	1380	Ceram	RH	127		
BASE	1543 1543		Wana	RH LH	Roc		2 Brackets
T19	3555		Navy	LH			
↓	3430		Navy	RH			
↓	2485		Navy	RH			
↓	2600		Navy	RH			
↓	3280		Navy	LH			
T11	3880	1430	Baci	LH			
↓	3460		Baci	RH			

SPECIAL INSTRUCTIONS

Progress from

Progress from base

A:29/01/201 issued for tender.  
 B: 01/02/21 Blinds corrected Level 2 Rm T20  
 C: 10/02/21 Venetian blinds revised to Vert blinds  
 D: 16/02/21 Zipped blind omitted, all blinds specs updated  
 E:12/04/21 issued for Construction  
 F: 18/06/21 Blinds /colours added, guide wires noted

F

Room	Window Ref	Window Type		Glazing		Window Blinds					Window Ref
		NBS 25-50-95/125		NBS 25-90-35/105		Vertical Blinds Ek-Lite fabric	Roller Blinds Ex-Lite Fabric	Fabric Colour	Guide Wire Systems	Window Winders NBS 20-50-95/195	
		Type A	Type B	Type A	Type B						
GP2	W-G01	X	X	X	X	X		White		Linked X 3	W-G01
	W-G02	X	X	X	X	X		White			W-G02
	W-G03	X	X	X	X	X		White			W-G03
	W-G04	X	X	X	X	X		White			W-G04
	W-G05	X	X	X	X	X		White			W-G05
	W-G06	X	X	X	X	X		White			W-G06
	W-G07	X	X	X	X	X		White			W-G07
Meeting Room	W-G08	X	X	X	X	X		White		X	W-G08
	W-G09	X	X	X	X	X		White		Linked X 2	W-G09
Deputy Head	W-G10	X	X	X	X	X		White		X	W-G10
Head Teacher	W-G11	X	X	X	X	X		White		X	W-G11
SSSM Office	W-G12	X	X	X	X	X		White		X	W-G12
	W-G13	X	X	X	X	X		White		Linked X 2	W-G13
Main Office	W-G14	X	X	X	X	X		White			W-G14
G4 Graphics	W-G15	X	X	X	X	X	X	Light Grey		Linked X 2	W-G15
	W-G16	X	X	X	X	X	X	Light Grey			W-G16
	W-G17	X	X	X	X	X	X	Light Grey			W-G17
	W-G18	X	X	X	X	X	X	Light Grey			W-G18
	W-G19	X	X	X	X	X	X	Light Grey			W-G19
	W-G20	X	X	X	X	X	X	Light Grey			W-G20
	W-G21	X	X	X	X	X	X	Light Grey			W-G21
G3 IT	W-G22	X	X	X	X	X	X	Light Grey		Linked X 3	W-G22
	W-G23	X	X	X	X	X	X	Light Grey			W-G23
	W-G24	X	X	X	X	X	X	Light Grey			W-G24
	W-G25	X	X	X	X	X	X	Light Grey		Linked X 3	W-G25
	W-G26	X	X	X	X	X	X	Light Grey			W-G26
	W-G27	X	X	X	X	X	X	Light Grey		Linked X 2	W-G27
	W-G28	X	X	X	X	X	X	Light Grey			W-G28
G2 Technical Workshop	W-G29	X	X	X	X	X	X	Light Grey		Linked X 2	W-G29
	W-G30	X	X	X	X	X	X	Black		X	W-G30
G1B Art & Design	W-G31	X	X	X	X	X	X	Black		X	W-G31
	W-G32	X	X	X	X	X	X	Black		X	W-G32
	W-G33	X	X	X	X	X	X	Black		X	W-G33
	W-G34	X	X	X	X	X	X	Black		X	W-G34
	W-G35	X	X	X	X	X	X	Black		X	W-G35
G1A Art & Design	W-G36	X	X	X	X	X	X	Black		Linked X 2	W-G36
	W-G37	X	X	X	X	X	X	Black			W-G37
	W-G38	X	X	X	X	X	X	Black		Linked X 3	W-G38
G1A Art & Design	W-G39	X	X	X	X	X	X	Black			W-G39
	W-G40	X	X	X	X	X	X	Black			W-G40
	W-G41	X	X	X	X	X	X	Black		Linked X 3	W-G41
	W-G42	X	X	X	X	X	X	Black			W-G42
	W-G43	X	X	X	X	X	X	Black			W-G43
	W-G44	X	X	X	X	X	X	Black		Linked X 2	W-G44

Ground Floor													
Room	Window Ref	Window Type NBS 25-50-95/125		Glazing NBS 25-90-35/105		Window Blinds				Window Winders NBS 20-90-95/195	Room	Window Ref	
		Type A	Type B	Type A	Type B	Vertical Blinds Ex-Lite fabric	Roller Blinds Ex-Lite Fabric	Fabric Colour	Guide Wire Systems				
Library	W-G45	X		X									W-G45
	W-G46	X		X									W-G46
	W-G47	X		X									W-G47
	W-G48	X		X									W-G48
	W-G49	X		X									W-G49
	W-G50	X		X									W-G50
	W-G51	X		X									W-G51
	W-G52	X		X									W-G52
	W-G53	X		X									W-G53
	W-G54	X		X									W-G54
	W-G55	X		X									W-G55
	W-G56	X		X									W-G56
	W-G57	X		X									W-G57
	W-G58	X		X									W-G58
	W-G59	X		X									W-G59
	W-G60	X		X									W-G60
	W-G61	X		X									W-G61
	W-G62	X		X									W-G62
	W-G63	X		X									W-G63
	W-G64	X		X									W-G64
W-G65	X		X									W-G65	
W-G66	X		X									W-G66	
Technicians	W-G67	X		X									W-G67
G20 Music Room	W-G68	X		X									W-G68
	W-G69	X		X									W-G69
G21 Music Room	W-G70	X		X							Linked X 2		W-G70
	W-G71	X		X							Linked X 2		W-G71
	W-G72	X		X									W-G72

For Comment

First Floor										
Room	Window Ref	Window Type	Glazing		Window Blinds			Window Winders	Room	Window Ref
		NBS 25-50-95/125	Type A	Type B	Vertical Blinds	Roller Blinds	Fabric Colour			
		Type A	Toughened Clear	Toughened Tinted	Ex-Lite fabric	Ex-Lite Fabric				
F23 English	W-101	X		X		X	Storm	X		W-101
	W-102	X		X		X	Storm	X		W-102
	W-103	X		X		X	Storm	X		W-103
	W-104	X		X		X	Storm	X		W-104
	W-105	X		X		X	Storm	X		W-105
	W-106	X		X		X	Storm	X		W-106
	W-107	X		X		X	Storm	X		W-107
	W-108	X		X		X	Storm	X		W-108
	W-109	X		X		X	Storm	X		W-109
	W-110	X		X		X	Storm	X		W-110
	W-111	X		X		X	Storm	X		W-111
	W-112	X		X		X	Storm	X		W-112
	W-113	X		X		X	Storm	X		W-113
W-114	X		X		X	Storm	X		W-114	
W-115	X		X		X	Storm	X		W-115	
W-116	X		X		X	Storm	X		W-116	
W-117	X		X		X	Storm	X		W-117	
W-118	X		X		X	Storm	X		W-118	
W-119	X		X		X	Storm	X		W-119	
W-120	X		X		X	Storm	X		W-120	
F22 MICA Base	W-121	X		X		X	Storm	X		W-121
	W-122	X		X		X	Storm	X		W-122
	W-123	X		X		X	Storm	X		W-123
	W-124	X		X		X	Storm	X		W-124
F21 SFL	W-125	X		X		X	Storm	X		W-125
	W-126	X		X		X	Storm	X		W-126
	W-127	X		X		X	Storm	X		W-127
	W-128	X		X		X	Storm	X		W-128
	W-129	X		X		X	Storm	X		W-129
	W-130	X		X		X	Storm	X		W-130
F20 Special Needs	W-131	X		X		X	Storm	X		W-131
	W-132	X		X		X	Storm	X		W-132
	W-133	X		X		X	Storm	X		W-133
	W-134	X		X		X	Storm	X		W-134
	W-135	X		X		X	Storm	X		W-135
	W-136	X		X		X	Storm	X		W-136
	W-137	X		X		X	Storm	X		W-137
	W-138	X		X		X	Storm	X		W-138

Second Floor		Window Type		Glazing		Window Blinds				Window Winders	Room	Window Ref
Room	Window Ref	NBS 25-50-95/125		NBS 25-90-35/105		Vertical Blinds Ex-Lite fabric	Roller Blinds Ex-Lite Fabric	Fabric Colour	Guide Wire Systems	NBS 20-90-95/195	Room	Window Ref
		Type A	Type B	Type A	Type B							
T19 English	W-201	X			X		X	Navy	X			W-201
	W-202	X			X			Navy	X			W-202
	W-203	X			X			Navy	X			W-203
	W-204	X			X			Navy	X			W-204
	W-205	X			X			Navy	X			W-205
	W-206	X			X			Navy	X			W-206
	W-207	X			X			Navy	X			W-207
	W-208	X			X			Navy	X			W-208
	W-209	X			X			Navy	X			W-209
	W-210	X			X			Navy	X			W-210
	W-211	X			X			Navy	X			W-211
	W-212	X			X			Navy	X			W-212
	W-213	X			X			Navy	X			W-213
	W-214	X			X			Navy	X			W-214
	W-215	X			X			Navy	X			W-215
	W-216	X			X			Navy	X			W-216
	W-217	X			X			Navy	X			W-217
	English Base	W-218	X			X		X	White	X		
W-219		X			X		X	White	X			W-219
W-220		X			X		X	White	X			W-220
W-221		X			X		X	White	X			W-221
W-222		X			X		X	White	X			W-222
W-223		X			X		X	White	X			W-223
T20 English	W-224	X			X		X	Cream	X			W-224
	W-225	X			X		X	Cream	X			W-225
	W-226	X			X		X	Cream	X			W-226
	W-227	X			X		X	Cream	X			W-227
	W-228	X			X		X	Cream	X			W-228
	W-229	X			X		X	Cream	X			W-229
T11 Physics Laboratory	W-230	X			X		X	Black	X			W-230
	W-231	X			X		X	Black	X			W-231
	W-232	X			X		X	Black	X			W-232
	W-233	X			X		X	Black	X			W-233
	W-234	X			X		X	Black	X			W-234
	W-235	X			X		X	Black	X			W-235
W-236	X			X		X	Black	X			W-236	
W-237	X			X		X	Black	X			W-237	
W-238	X			X		X	Black	X			W-238	

New

BRIDGE OF DON ACADEMY WINDOW REPLACEMENT PROGRAMME 2021									
	Roller Blind	Venetian	Vertical	Roller Blind Fabric	Exite	Perspective	Shade		
<b>GROUND FLOOR</b>									
GPZ			Y		Y		WHITE		
Assembly Room			Y		Y		WHITE		
Meeting Room			Y		Y		WHITE		
DHT Office (Mr Jamieson)			Y		Y		WHITE		
HT Office (Mrs McWilliam)			Y		Y		WHITE		
SSSM Office (Mrs Whiteford)			Y		Y		WHITE		
School Office			Y		Y		WHITE		
Music Room			Y		Y		WHITE		
Music Room			Y		Y		WHITE		
D&T									
Graphics G3				Y	Y		LIGHT GREY		
Graphics G5				Y	Y		LIGHT GREY		
Workshop				Y	Y		LIGHT GREY		
ART									
G1A				Y	Y		BLACK		
G1B				Y	Y		BLACK		
Store				Y	Y		BLACK		
Library				Y	Y		SLATE		
Reprographics (Technicians)				Y	Y		SLATE		
<b>FIRST FLOOR</b>									
Special Need F20				Y			STORM	GUIDES	
SFL F21				Y			STORM	GUIDES	
MICAS Base F22				Y			STORM	GUIDES	
English F23				Y			STORM	GUIDES	
<b>SECOND FLOOR</b>									
Physics Lab T11				Y	Y		BLACK		
Physics Lab				Y			WHITE		
English Class T20				Y	Y		CREAM		
English Base				Y			WHITE		
English Class T18				Y	Y		NAVY		

Y

1